



US00D920448S

(12) **United States Design Patent** (10) **Patent No.:** **US D920,448 S**
Hemming et al. (45) **Date of Patent:** **** May 25, 2021**

(54) **HELMET**

(71) Applicant: **DC Comics**, Burbank, CA (US)
(72) Inventors: **Lindy Hemming**, London (GB); **Geo Pavlov**, London (GB); **Sam Williams**, Hertfordshire (GB); **Andrew Hodgson**, Sunderland (GB); **Conor Breen**, Beaconsfield (GB)
(73) Assignee: **DC Comics**, Burbank, CA (US)
(**) Term: **15 Years**

(21) Appl. No.: **29/716,182**
(22) Filed: **Dec. 6, 2019**
(51) **LOC (13) Cl.** **21-01**
(52) **U.S. Cl.**
USPC **D21/626**
(58) **Field of Classification Search**
USPC D29/100, 101.1, 101.2, 101.3, 101.4, D29/101.5, 102, 106; D21/585, 593, 594, D21/621, 626, 631, 649; D2/897, 898, D2/899, 909, 910, 741
CPC F41H 5/0478; F41H 1/02; A41D 13/00; A41D 13/0153; A63B 71/08; A63B 71/12; A63B 2071/1208; A63H 3/20; A63H 3/36; A63H 3/46; A63H 9/00; A63H 11/00; A63H 11/10; A63H 13/00; A63H 27/00
See application file for complete search history.

(56) **References Cited**

U.S. PATENT DOCUMENTS

D80,880 S * 4/1930 Dickman D29/106
D167,789 S * 9/1952 Adams D29/106
D167,791 S * 9/1952 Adams D29/106
7,030,592 B2 * 4/2006 Yu A63H 13/00
320/113

(Continued)

OTHER PUBLICATIONS

Hot Toys Reveals Wonder Woman 1984 Golden Armor Action Figure (on-line), no date available. Retrieved from Internet Dec. 15, 2020, URL: <https://geektyrant.com/news/hot-toys-reveals-wonder-woman-1984-golden-armor-action-figure> (9 pages).*

Primary Examiner — Kimberly Barnes
(74) *Attorney, Agent, or Firm* — Banner & Witcoff, Ltd.

(57) **CLAIM**

The ornamental design for a helmet, as shown and described.

DESCRIPTION

The file of this patent contains at least one drawing/photograph executed in color. Copies of this patent with color drawings will be provided by the Office upon request and payment of the necessary fee.

FIG. 1 is a front left side perspective view of a helmet showing our new design, the front right side perspective being a mirror image thereof;

FIG. 2 is an enlarged front right side perspective view thereof, the enlarged front left side perspective being a mirror image thereof;

FIG. 3 is an enlarged left side view thereof, the enlarged right side being a mirror image thereof;

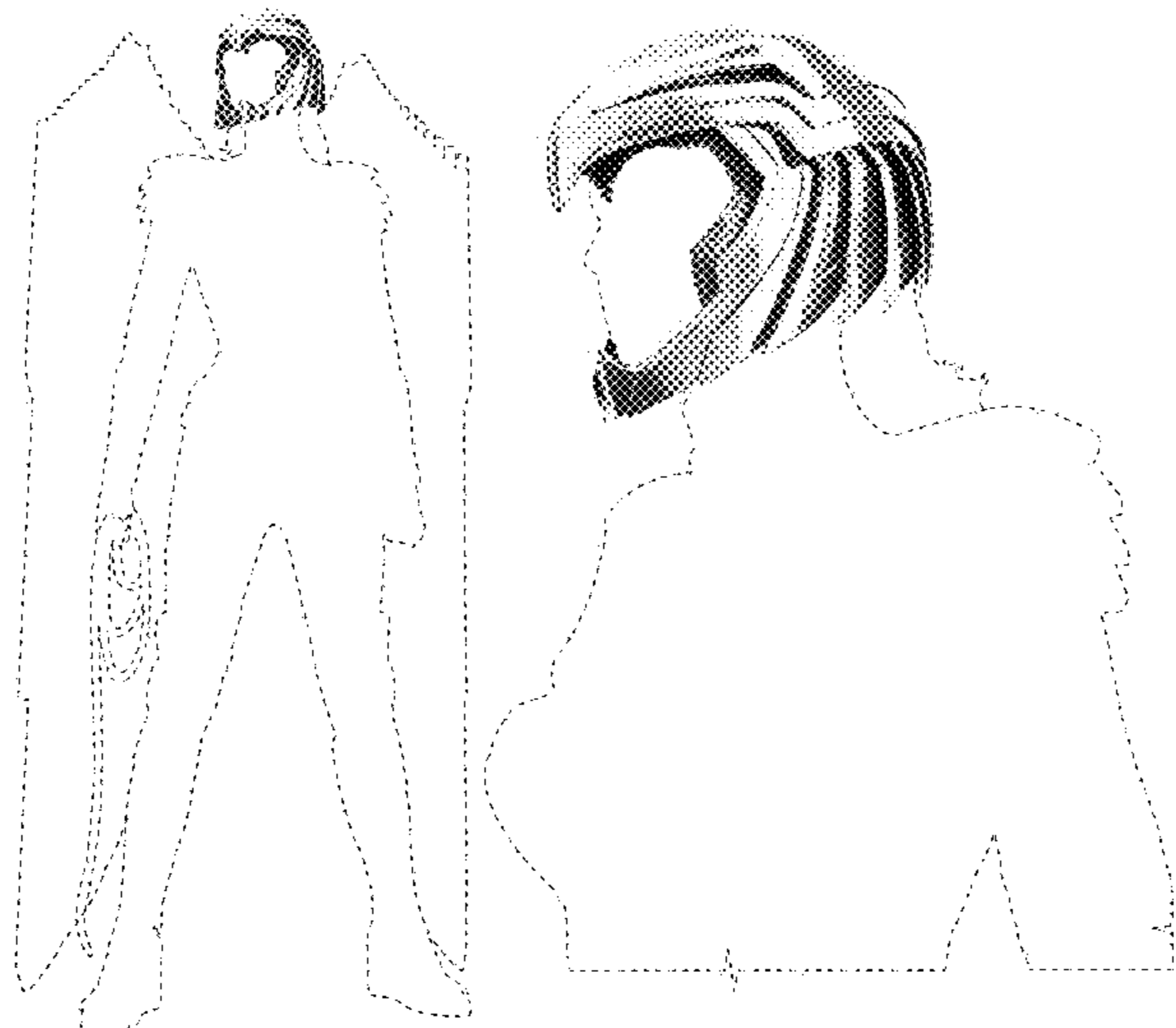
FIG. 4 is a front left side perspective view of a helmet showing our new design, shown in color, the front right side perspective being a mirror image thereof;

FIG. 5 is an enlarged front right side perspective view thereof, the enlarged front left side perspective being a mirror image thereof; and,

FIG. 6 is an enlarged side view thereof, the enlarged right side being a mirror image thereof.

The broken lines depicting a human form represent environmental subject matter that forms no part of the claimed design. The broken lines immediately adjacent to the photographic area represent the bounds of the claimed design and form no part thereof.

1 Claim, 6 Drawing Sheets
(3 of 6 Drawing Sheet(s) Filed in Color)



(56)

References Cited

U.S. PATENT DOCUMENTS

D538,862 S * 3/2007 Carusone D21/606
D668,022 S * 10/2012 Mergler D2/741
D672,094 S * 12/2012 Santini D29/102
D710,464 S * 8/2014 Nishizawa D21/621
D716,502 S * 10/2014 Meneses D29/102
D746,385 S * 12/2015 Nishizawa D21/621
D764,715 S * 8/2016 Pysden D29/100
D854,751 S * 7/2019 Ma D29/102
2016/0270463 A1 * 9/2016 Kleppen A63J 7/00

* cited by examiner

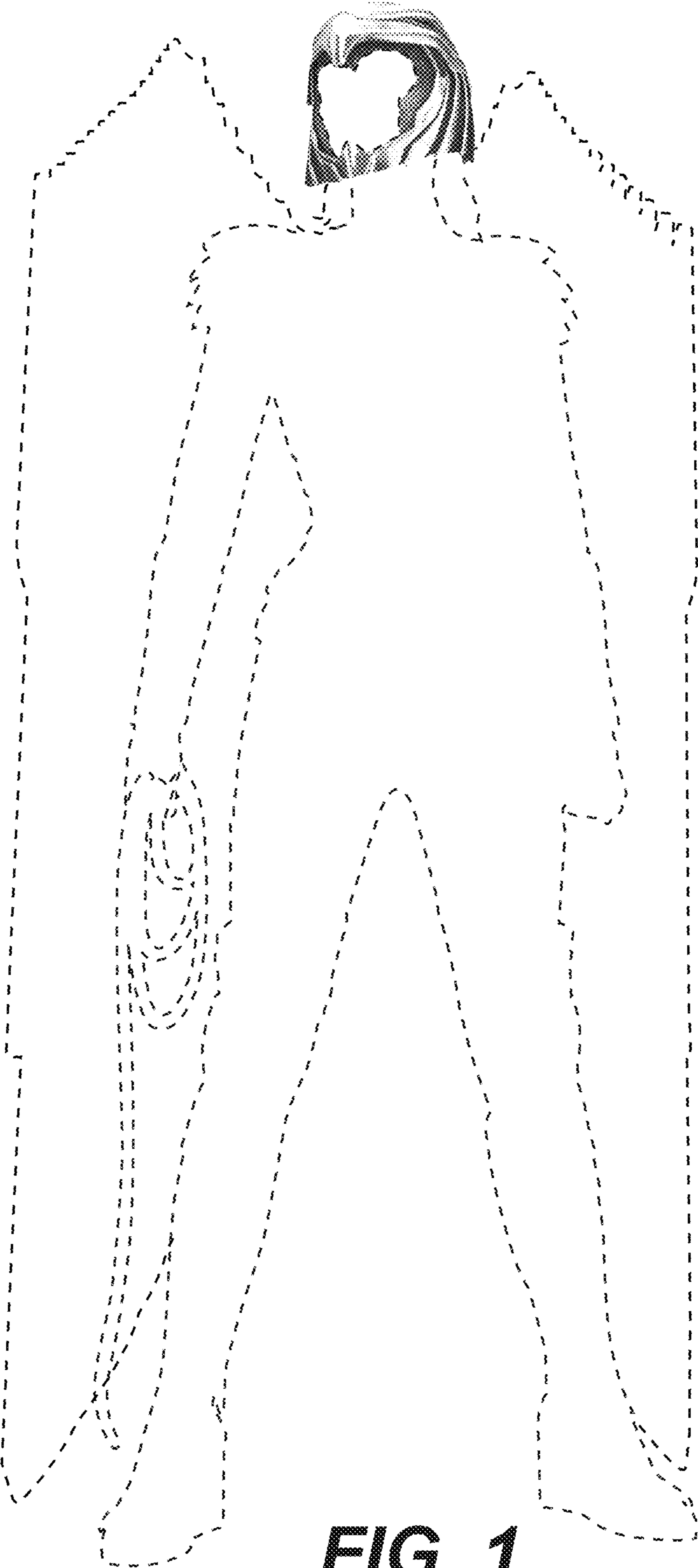


FIG. 1

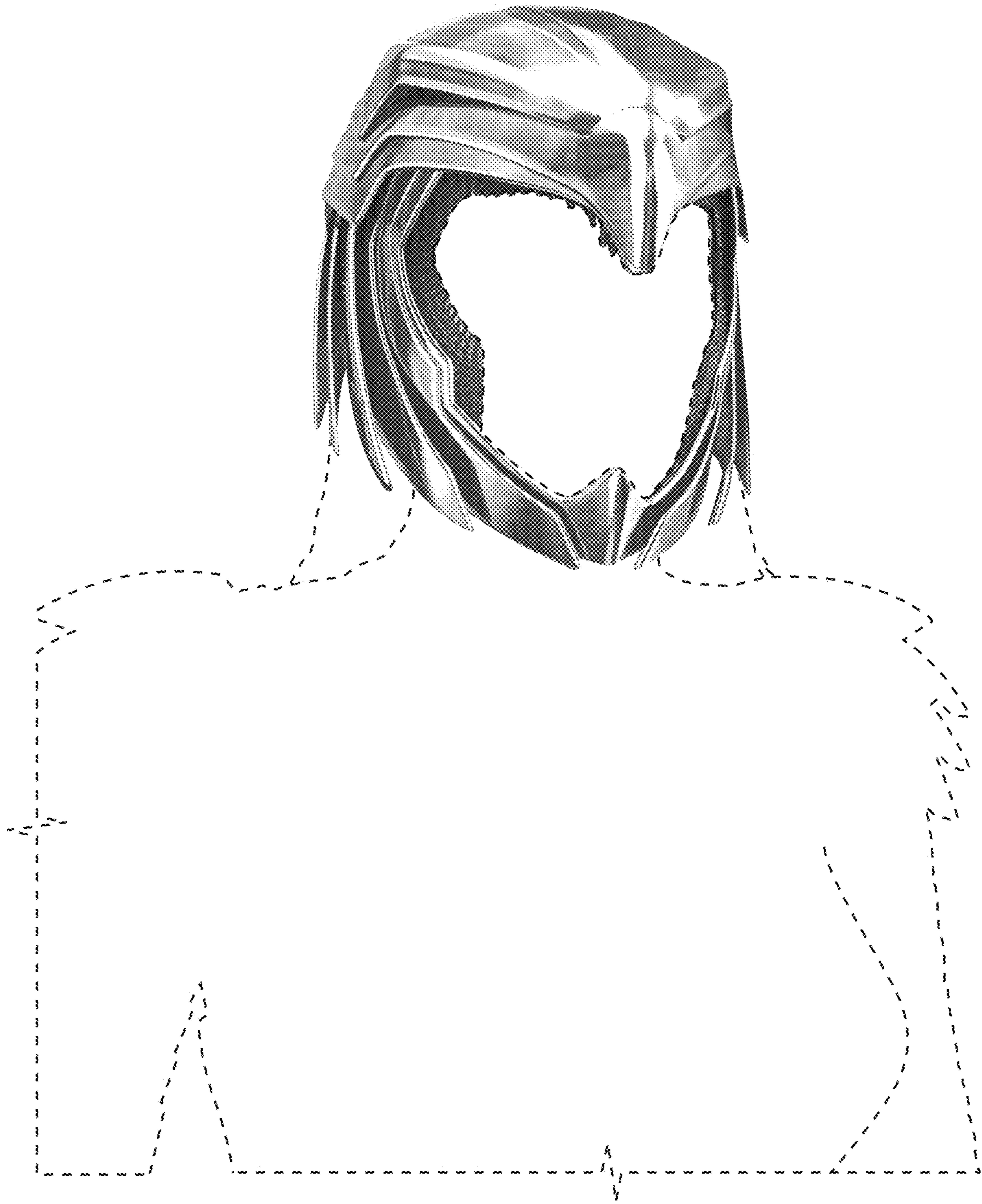


FIG. 2



FIG. 3

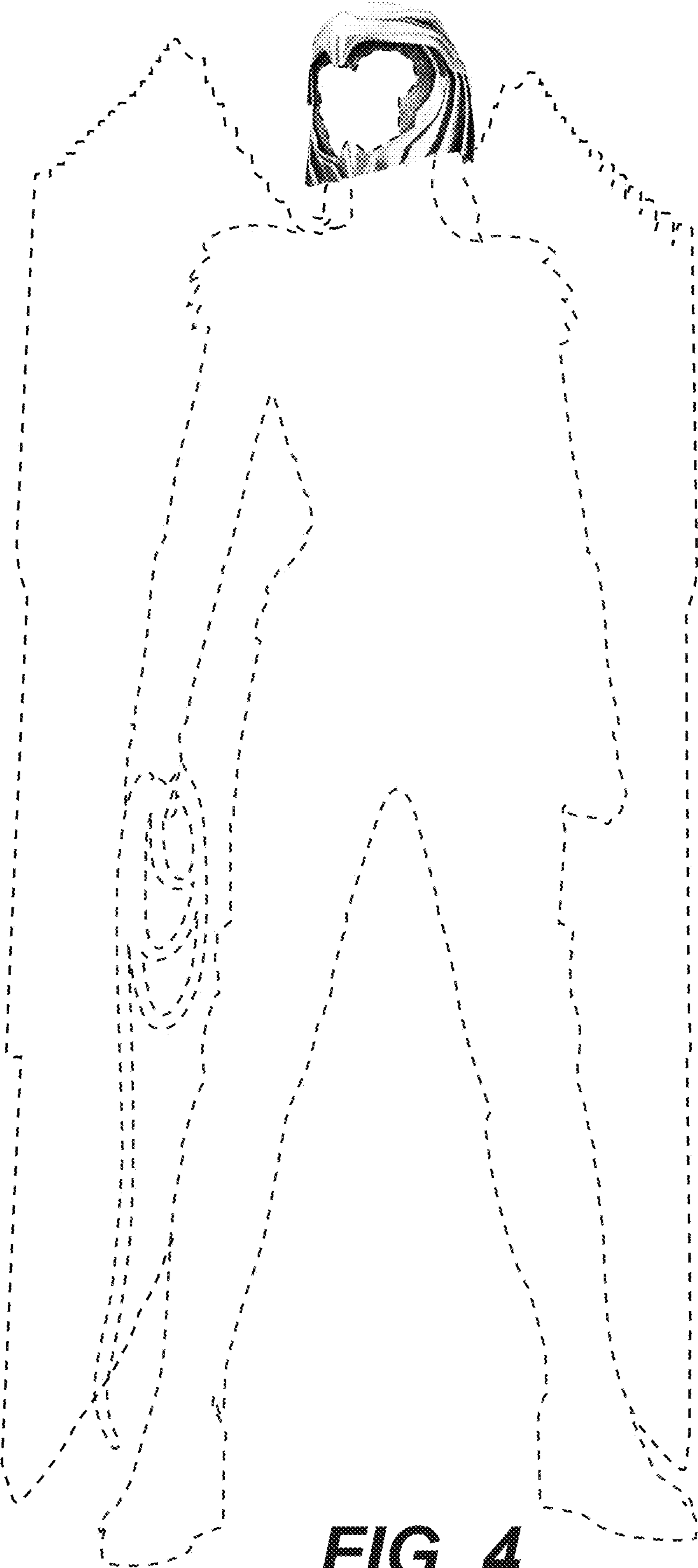


FIG. 4

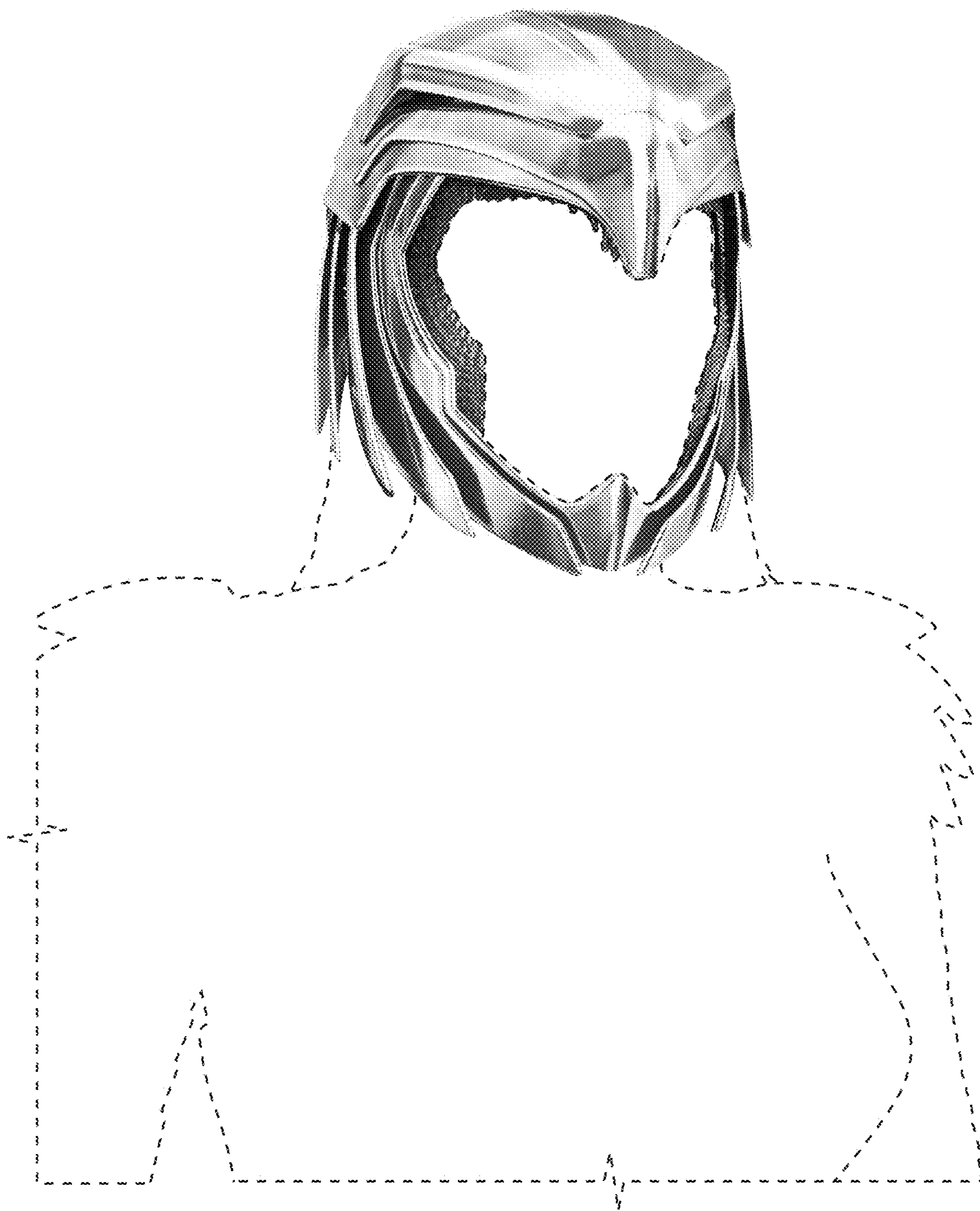


FIG. 5



FIG. 6