



US00D920431S

(12) **United States Design Patent**
Wang

(10) **Patent No.:** **US D920,431 S**

(45) **Date of Patent:** **** May 25, 2021**

- (54) **DISPLAY**
- (71) Applicant: **RAZER (ASIA-PACIFIC) PTE. LTD.**,
Singapore (SG)
- (72) Inventor: **Eugene Hanjie Wang**, Singapore (SG)
- (73) Assignee: **RAZER (ASIA-PACIFIC) PTE. LTD.**,
Singapore (SG)
- (**) Term: **15 Years**

D425,036 S *	5/2000	Copus	D14/126
D455,131 S *	4/2002	Reynaga	D14/126
D460,055 S *	7/2002	Rosen	B60R 11/0235
			D14/126
D515,523 S *	2/2006	Asanuma	D14/126
D531,146 S *	10/2006	Lin	D14/126
D534,165 S *	12/2006	Pila	D14/239
D542,243 S *	5/2007	Lewis	D14/126
D597,975 S *	8/2009	Ohno	D14/126
D599,755 S *	9/2009	Jin	D14/126
D619,569 S *	7/2010	Honchell	D14/239
D671,545 S *	11/2012	Guran	D14/447
D728,676 S *	5/2015	Reines	D18/6
D824,895 S *	8/2018	Tivnon	D14/314

(21) Appl. No.: **29/712,731**

* cited by examiner

(22) Filed: **Nov. 11, 2019**

Primary Examiner — Mary Ann Calabrese

(51) **LOC (13) Cl.** **20-02**

Assistant Examiner — Catherine Ho

(52) **U.S. Cl.**
USPC **D20/41**

(74) *Attorney, Agent, or Firm* — Polsinelli PC

(58) **Field of Classification Search**
 USPC D10/109.1, 109.2, 113.4; D11/181, 182,
 D11/183; D14/125, 126, 127, 128, 129;
 D18/26; D20/10, 12, 16, 17, 18, 19, 21,
 D20/31, 29, 30, 39, 40, 41, 42, 43, 44, 99
 CPC G09F 1/00; G09F 1/08; G09F 5/00; G09F
 5/02; G09F 7/00; G09F 19/00; G09F
 23/00; G09F 27/00; G09F 21/00; G09F
 21/06; G09F 21/08; Y10S 362/812; A47F
 3/00; A47F 8/00; A47F 11/00
 See application file for complete search history.

(57) **CLAIM**

I claim the ornamental design for a display, as shown and described.

DESCRIPTION

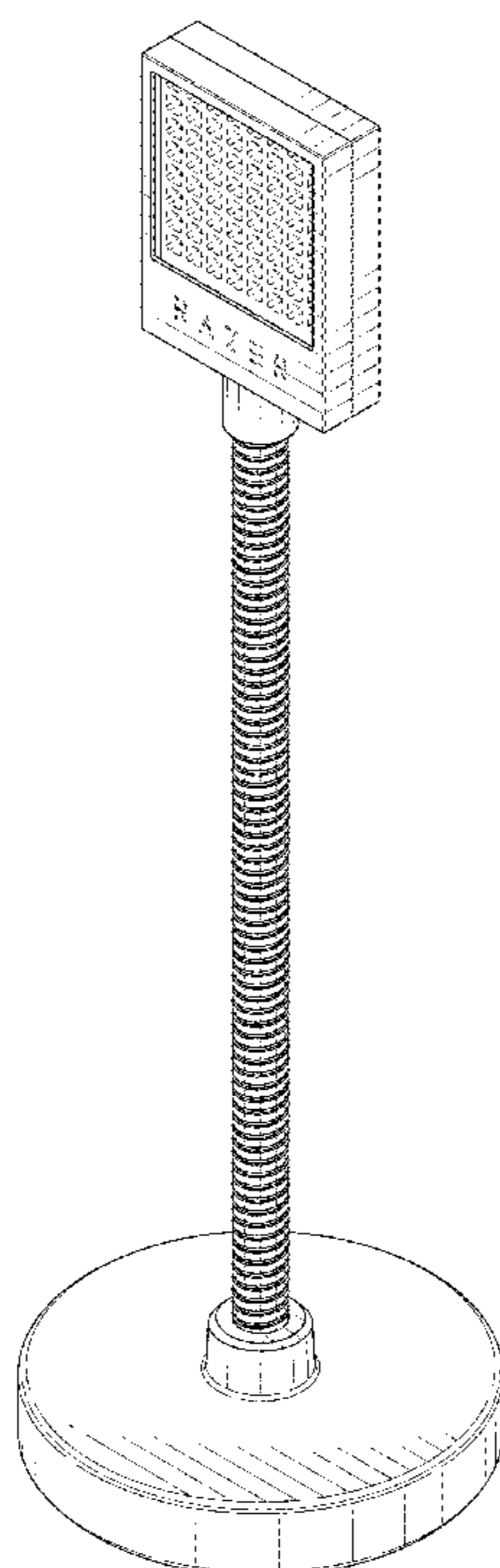
FIG. 1 is a perspective view of a display, showing my new design;
 FIG. 2 is a front elevational view thereof;
 FIG. 3 is a rear elevational view thereof;
 FIG. 4 is a left side elevational view thereof;
 FIG. 5 is a right side elevational view thereof;
 FIG. 6 is a top plan view thereof; and,
 FIG. 7 is a bottom plan view thereof.
 Broken lines are for illustrating portions of the display which form no part of the claimed design.

(56) **References Cited**

U.S. PATENT DOCUMENTS

D218,670 S *	9/1970	Brentrup	D20/41
D355,222 S *	2/1995	Marshall	D20/41
D410,696 S *	6/1999	Powers	D20/17

1 Claim, 4 Drawing Sheets



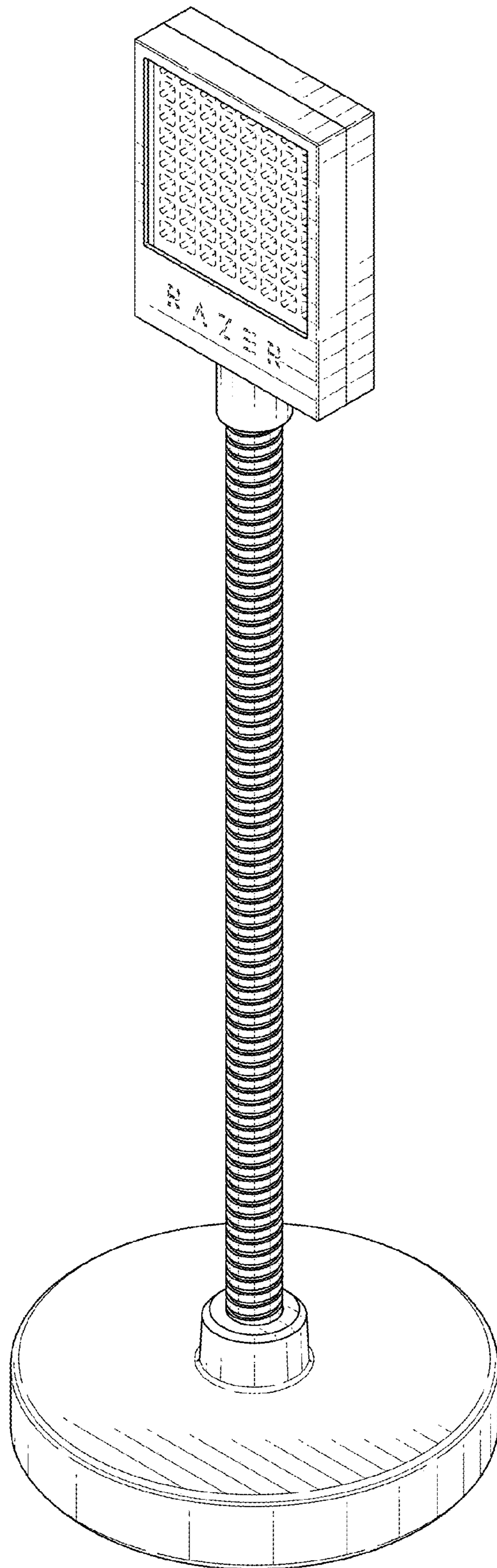


FIG. 1




FIG. 2

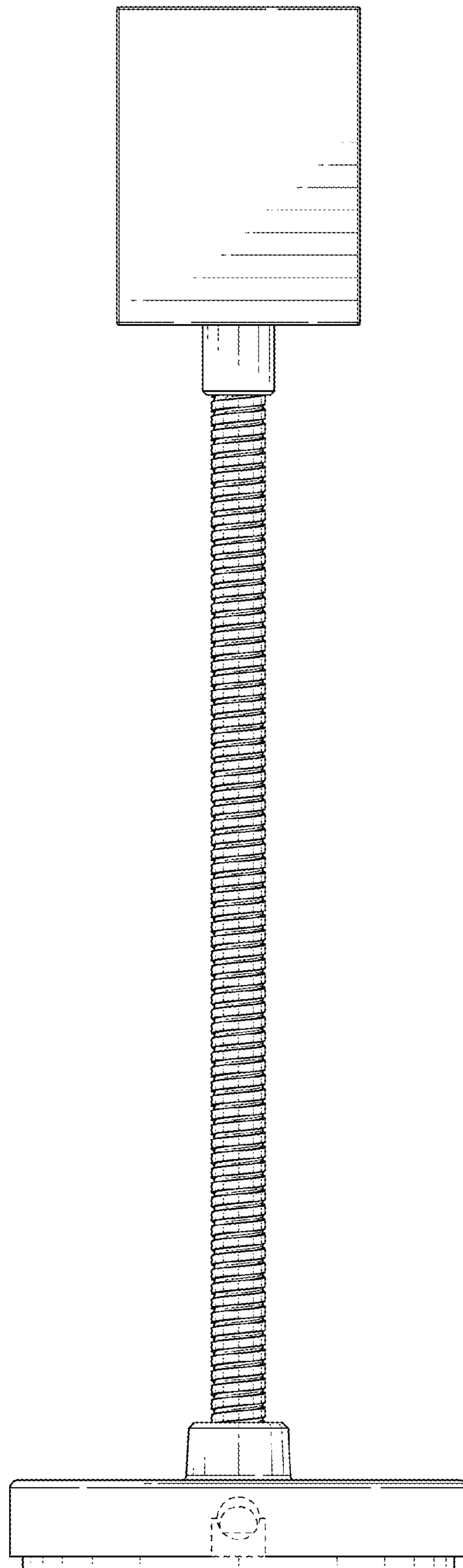


FIG. 3




FIG. 4




FIG. 5

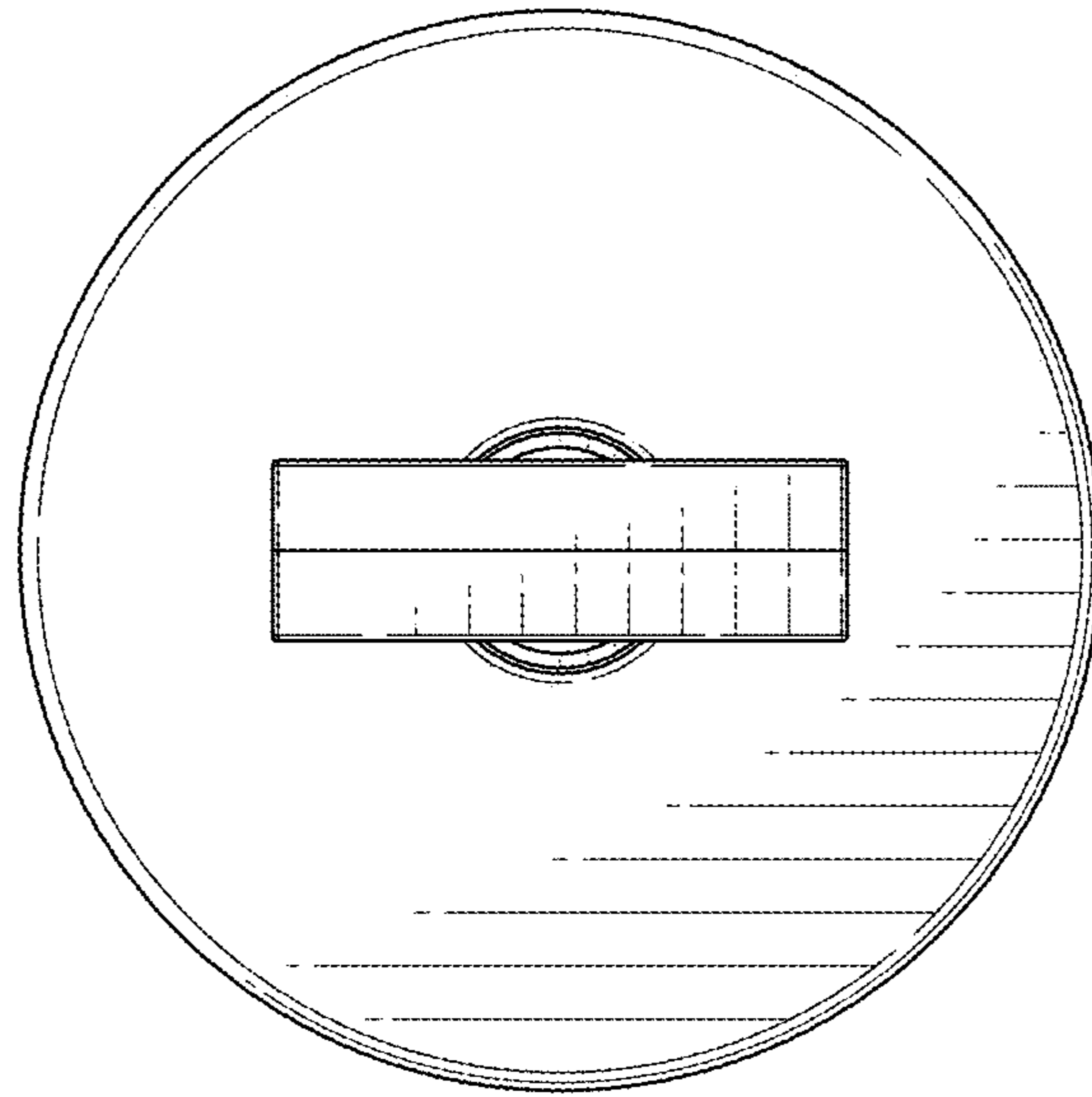


FIG. 6

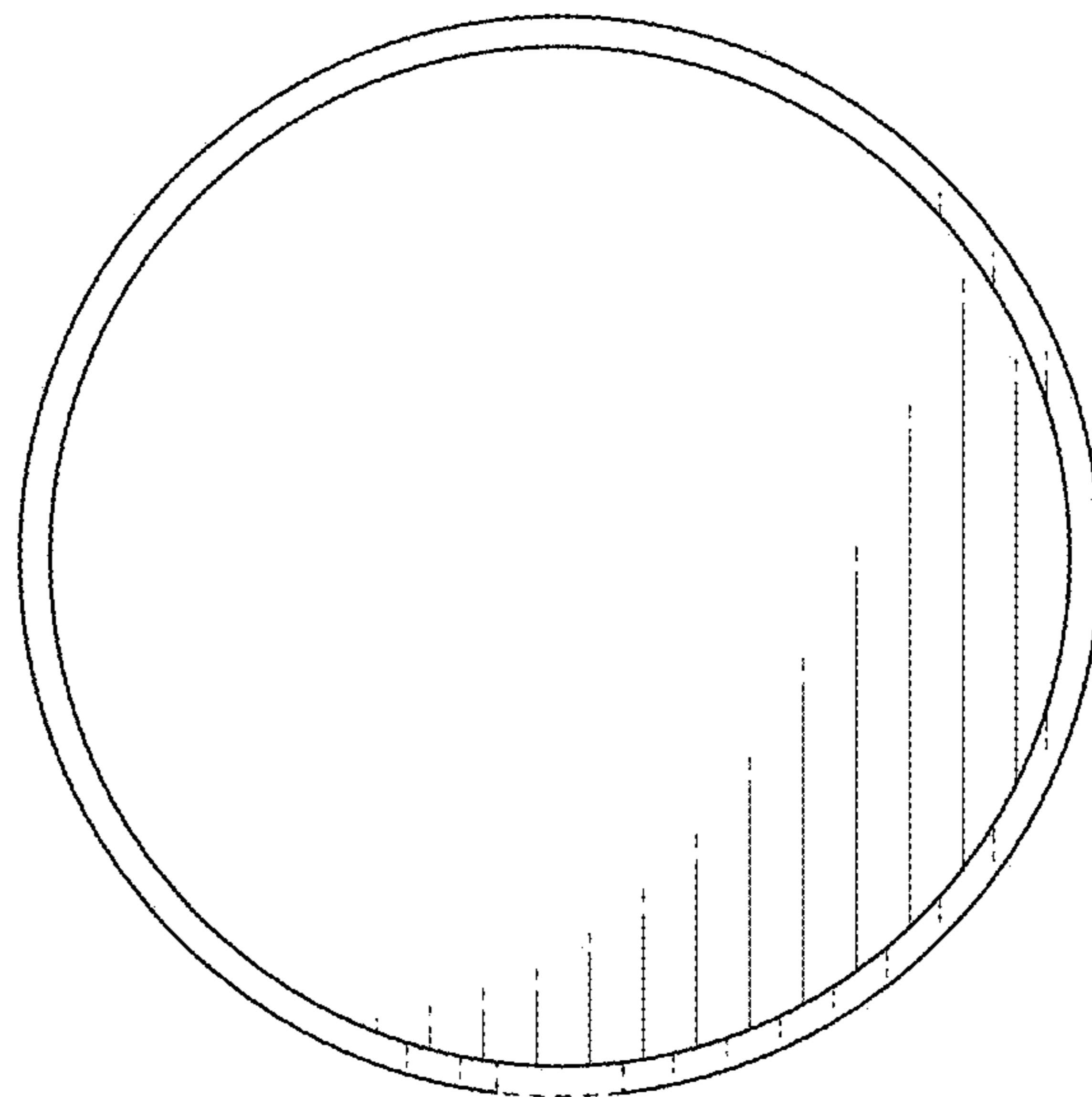


FIG. 7