



US00D920384S

(12) **United States Design Patent** (10) **Patent No.:** **US D920,384 S**
Chen (45) **Date of Patent:** **** May 25, 2021**

(54) **MINI AIR PUMP**
(71) Applicant: **Xiaodong Chen**, Guangdong (CN)
(72) Inventor: **Xiaodong Chen**, Guangdong (CN)
(73) Assignee: **SHENZHENSHI QIANHAI YIDATONG KUAJINGDIANZISHANGWU CO. LTD**, Shenzhen (CN)
(**) Term: **15 Years**
(21) Appl. No.: **29/681,785**
(22) Filed: **Feb. 28, 2019**
(51) **LOC (13) Cl.** **15-02**
(52) **U.S. Cl.**
USPC **D15/7**
(58) **Field of Classification Search**
USPC D15/7-9; D24/111, 108, 110; D13/103; D23/210
CPC B29C 73/00; F04B 53/00; E03B 5/00
See application file for complete search history.

D696,393 S * 12/2013 Lu D24/110
D745,137 S * 12/2015 Pipe D24/108
D830,417 S * 10/2018 Sekula D15/7
D838,747 S * 1/2019 Gan D15/7
D879,155 S * 3/2020 Liu D15/7

OTHER PUBLICATIONS

Amazon, Aquaneat Aquarium Air Pump, [site visited Apr. 21, 2020]. Sold on Amazon.com, URL: <https://www.amazon.com/Aquaneat-Aquarium-Airline-Tubing-Accessories/dp/B07C5F8HJP> (Year: 2020).*

Amazon, Danner Manufacturing, Inc. Supreme Oxy-Flo Volume Air Pump, [site visited Apr. 21, 2020]. Sold on Amazon.com, URL: <https://www.amazon.com/Danner-Manufacturing-100514405-40514-Pump/dp/B007BVIA94> (Year: 2020).*

* cited by examiner

Primary Examiner — Sheryl Lane
Assistant Examiner — Mark T. Philipps

(57) **CLAIM**

The ornamental design for a mini air pump, as shown and described.

(56) **References Cited**

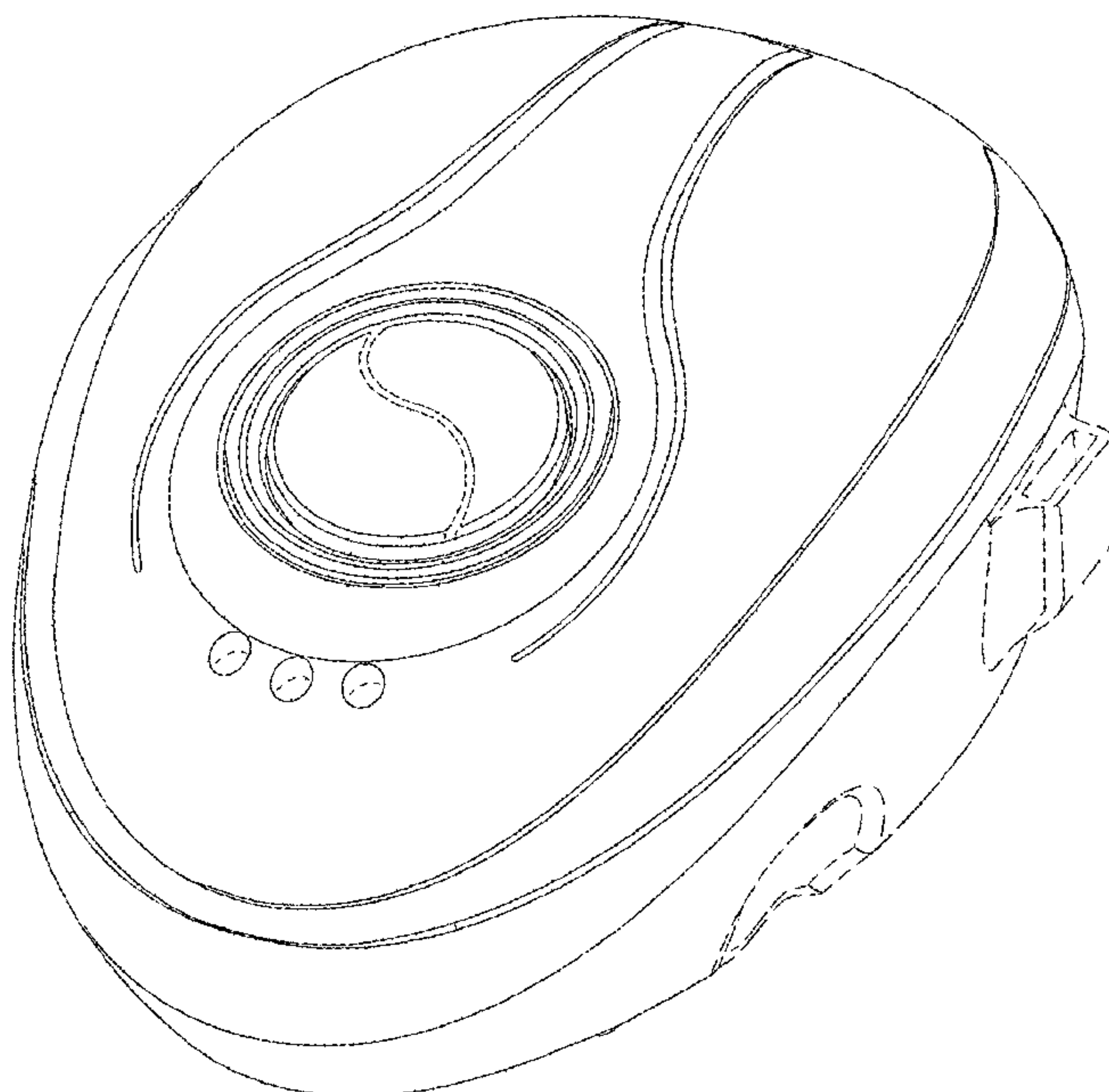
U.S. PATENT DOCUMENTS

D247,436 S * 3/1978 Willinger D15/8
D306,449 S * 3/1990 Shannon D15/8
D371,424 S * 7/1996 Tigert D23/210
D384,081 S * 9/1997 Wang D15/7
D426,243 S * 6/2000 Wang D15/8
D470,865 S * 2/2003 Wang D15/9
D480,093 S * 9/2003 Attolini D15/9
D589,533 S * 3/2009 Anderson D15/8
D598,472 S * 8/2009 Anderson D15/7
D605,666 S * 12/2009 Moser D15/9
D635,587 S * 4/2011 Schleef D15/7
D662,950 S * 7/2012 Lu D15/9
D687,074 S * 7/2013 Barack D15/7

DESCRIPTION

FIG. 1 is a perspective view of a mini air pump showing my new design;
FIG. 2 is a rear elevational view thereof;
FIG. 3 is a left side view thereof;
FIG. 4 is a right side view thereof; and,
FIG. 5 is a bottom plan view thereof.
The broken lines in the drawings illustrate portions of the mini air pump that form no part of the claimed design.

1 Claim, 5 Drawing Sheets



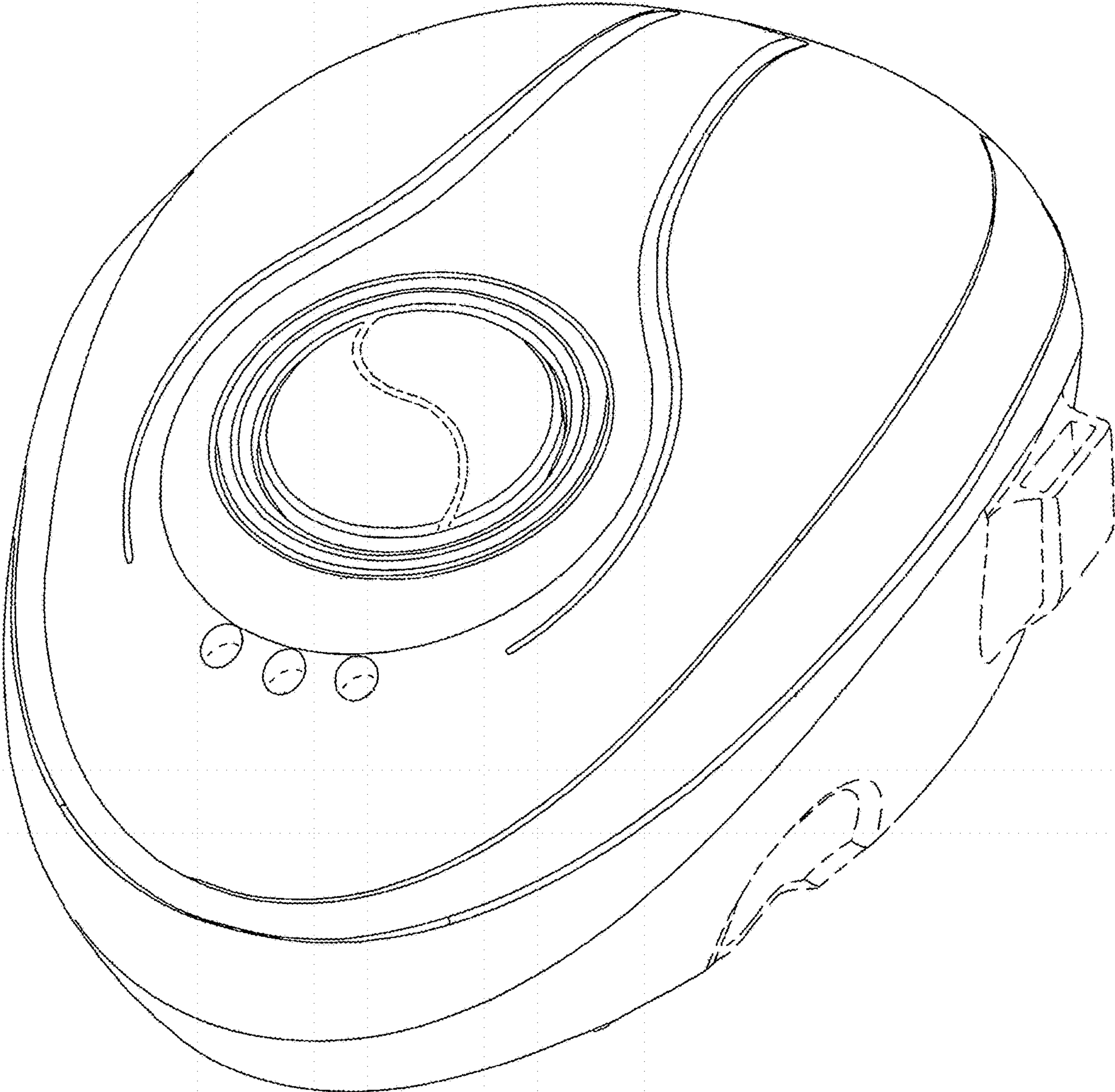


FIG.1

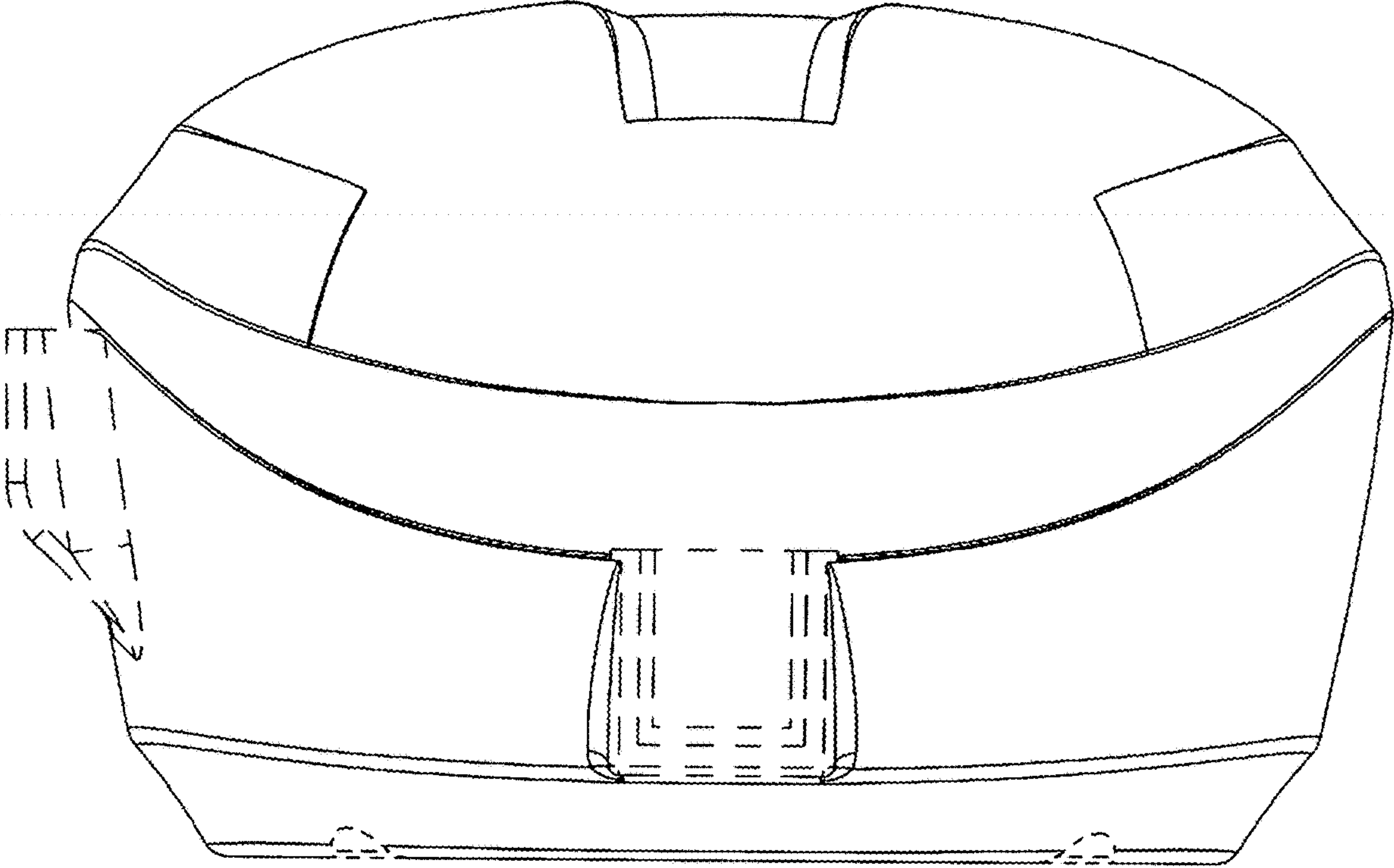


FIG.2



FIG.3

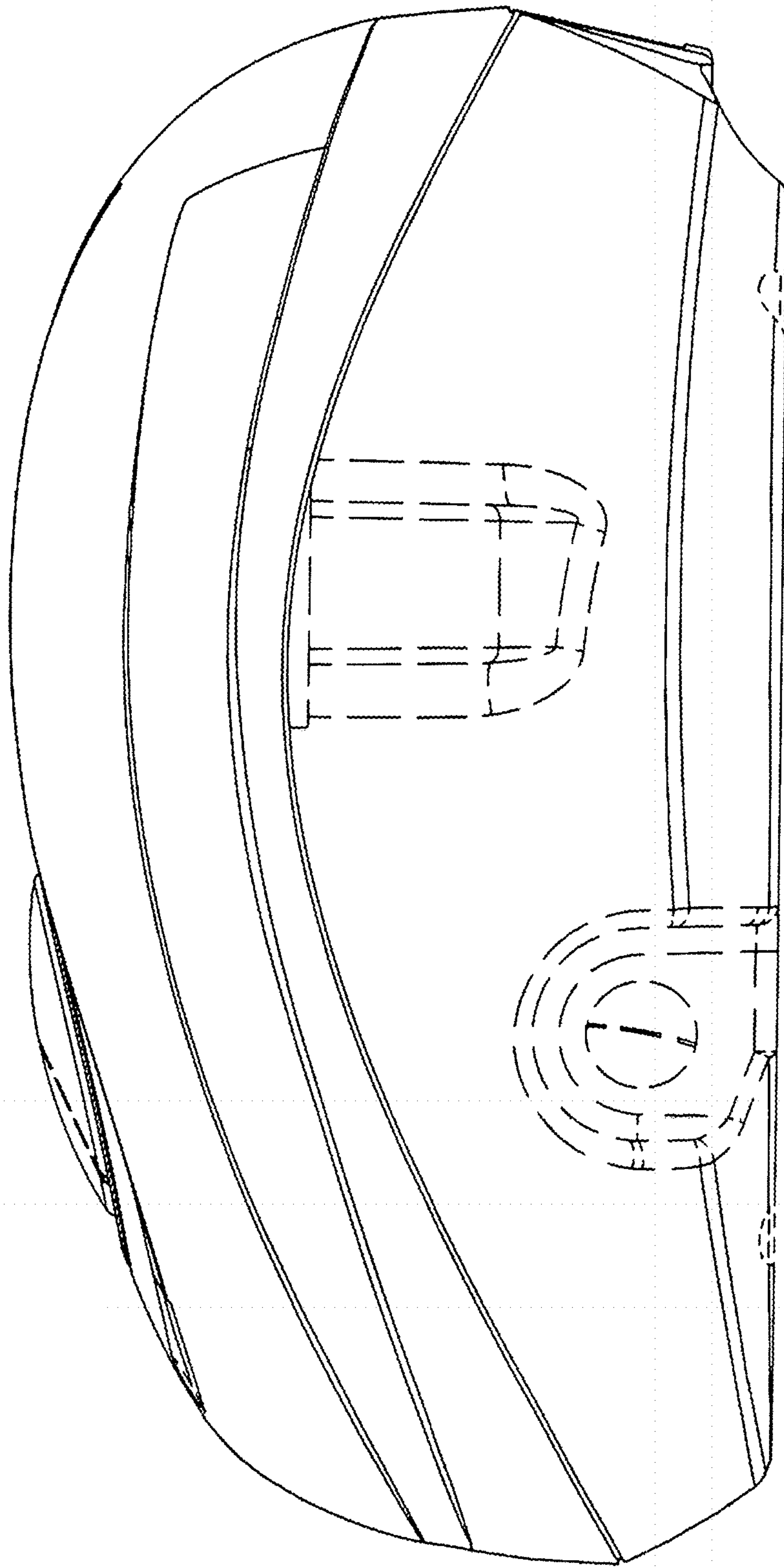


FIG.4

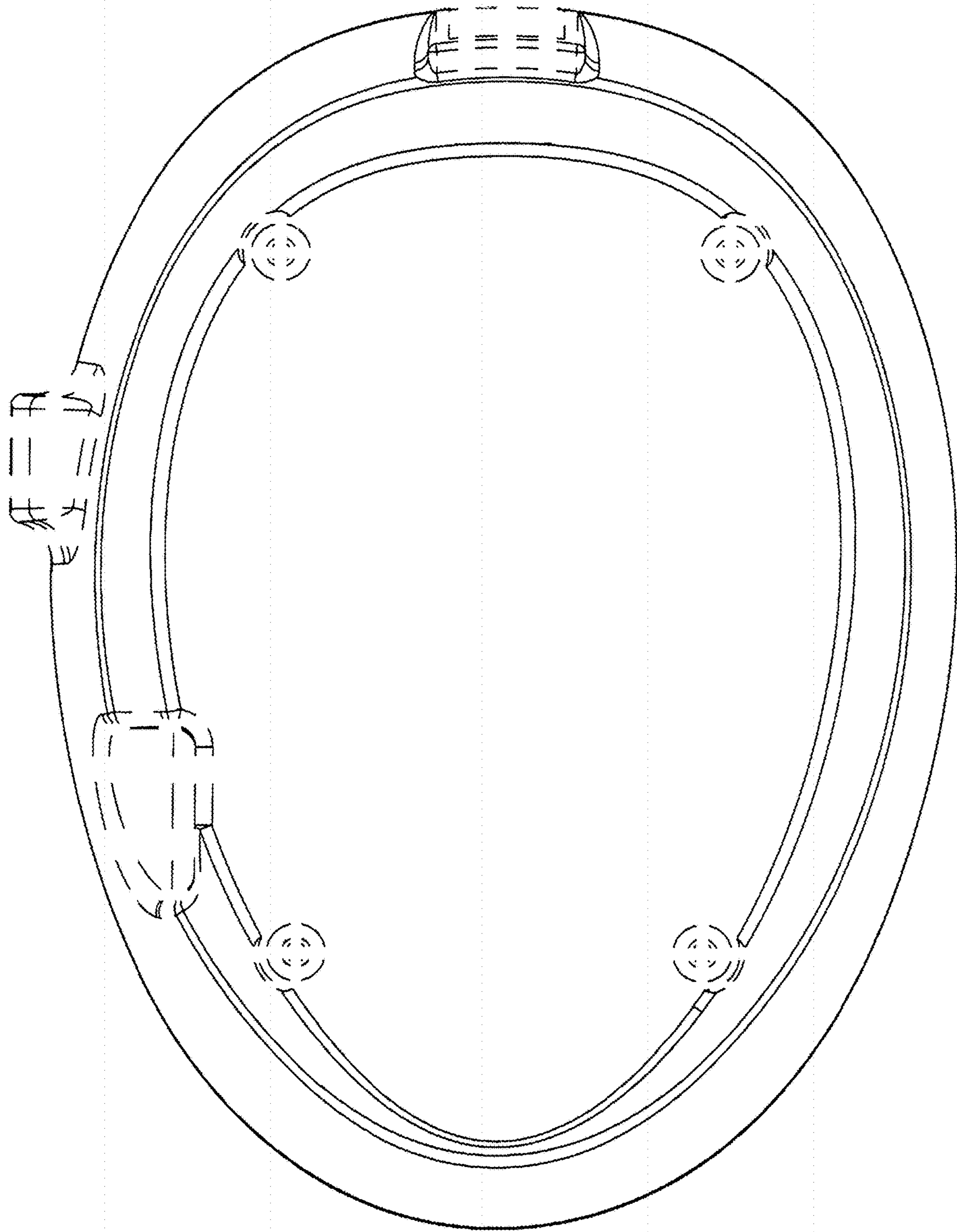


FIG. 5