



US00D920337S

(12) **United States Design Patent**
Chan et al.

(10) **Patent No.:** **US D920,337 S**

(45) **Date of Patent:** **** May 25, 2021**

- (54) **CASE FOR PORTABLE ELECTRONIC COMPUTING DEVICE**
- (71) Applicant: **Pioneer Square Brands, Inc.**, Seattle, WA (US)
- (72) Inventors: **Jaimie Emerald Chan**, Renton, WA (US); **Michael Cooper Ferren**, Camas, WA (US); **Brian Lewis Piper**, Seattle, WA (US)
- (73) Assignee: **PIONEER SQUARE BRANDS, INC.**, McLean, VA (US)
- (**) Term: **15 Years**
- (21) Appl. No.: **29/761,819**
- (22) Filed: **Dec. 11, 2020**
- (51) **LOC (13) Cl.** **14-02**
- (52) **U.S. Cl.**
USPC **D14/440; D14/316**
- (58) **Field of Classification Search**
USPC **D14/440, 447, 250; 206/45.23, 320, 206/45.2; 361/679.55; 294/25; 224/218**
CPC ... **G06F 1/1628; G06F 1/1626; A47B 23/044; H04B 1/3888**
See application file for complete search history.

- (56) **References Cited**
U.S. PATENT DOCUMENTS
- 4,259,568 A * 3/1981 Dynesen G06F 15/0216
206/305
- 5,375,076 A * 12/1994 Goodrich G06F 1/1626
361/679.17
- 5,383,138 A * 1/1995 Motoyama E05C 1/16
361/679.27
- 7,042,712 B2 * 5/2006 Ghosh G06F 1/1605
206/320
- 7,318,521 B2 * 1/2008 Lau A45C 11/00
206/320

- 7,502,225 B2 * 3/2009 Solomon G06F 1/1632
361/679.41
- D620,001 S * 7/2010 Reed D14/315
- 8,139,357 B2 * 3/2012 Trang G06F 1/203
361/679.59
- D658,188 S 4/2012 Diebel
- D659,139 S * 5/2012 Gengler D14/392
- D681,641 S 5/2013 Van Den Nieuwenhuizen et al.
- D709,510 S 7/2014 Soare
- D724,093 S * 3/2015 Dong D14/440
- D737,276 S * 8/2015 Armstrong D14/440
- 9,227,763 B2 * 1/2016 Gengler G06F 1/16
- D753,648 S * 4/2016 Shyu D14/315
- D772,880 S * 11/2016 Corcoran D14/440
- 9,489,054 B1 * 11/2016 Sumsion G06F 1/1681
- D801,976 S * 11/2017 Li D14/440
- D808,395 S * 1/2018 Fenton D14/440
- D816,087 S 4/2018 Fenton et al.
- D817,334 S 5/2018 Fenton et al.

(Continued)

Primary Examiner — Cynthia R Underwood
(74) *Attorney, Agent, or Firm* — Grandview Law

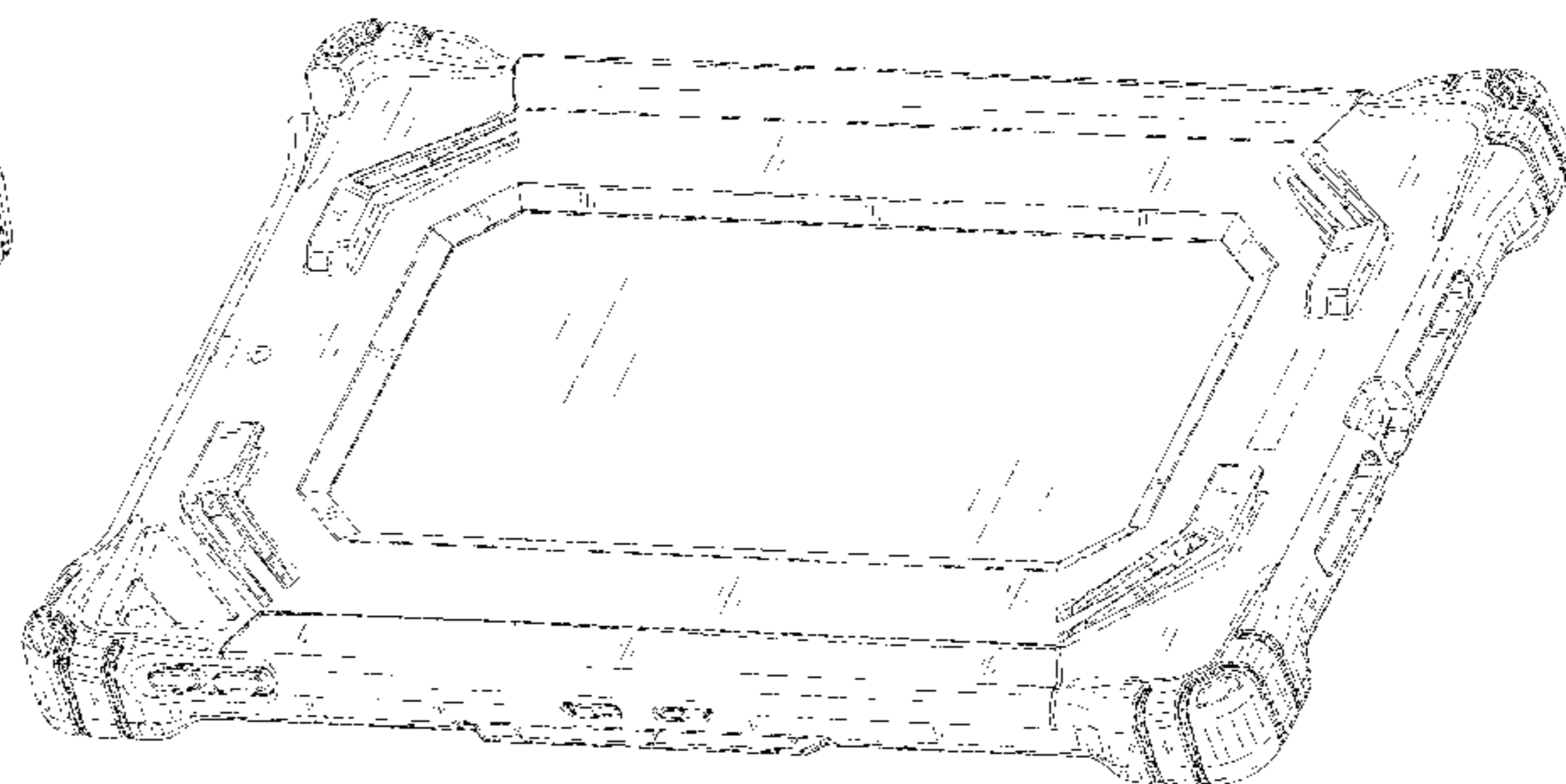

(57) **CLAIM**

The ornamental design for a case for portable electronic computing device, as shown and described.

DESCRIPTION

FIG. 1 is a top perspective view of a case for portable electronic computing device showing our new design. FIG. 2 is a bottom perspective view thereof. FIG. 3 is a top plan view thereof. FIG. 4 is a bottom plan view thereof. FIG. 5 is a left elevational view thereof. FIG. 6 is a right elevational view thereof. FIG. 7 is a rear elevational view thereof; and, FIG. 8 is a front elevational view thereof. The features shown in broken lines in the drawing figures depict features that form no part of the claimed design.

1 Claim, 6 Drawing Sheets



(56)

References Cited

U.S. PATENT DOCUMENTS

D837,219 S 1/2019 Gao
 D844,611 S 4/2019 Ferren et al.
 D847,817 S 5/2019 Cheng
 D850,452 S 6/2019 Akana et al.
 D852,199 S 6/2019 Kim et al.
 D852,200 S 6/2019 Chan et al.
 D852,802 S 7/2019 Gao
 D863,317 S 10/2019 Piper et al.
 D868,071 S * 11/2019 Liu D14/440
 D868,789 S 12/2019 Weng
 D868,790 S 12/2019 Weng
 D872,093 S * 1/2020 Xu D14/440
 D881,895 S 4/2020 Liu
 D883,989 S 5/2020 Cheng
 D888,063 S 6/2020 Chan et al.
 D888,718 S 6/2020 Xu
 D888,719 S * 6/2020 Moore D14/440
 D892,128 S * 8/2020 Chen D14/440
 D892,803 S * 8/2020 Armstrong D14/440
 D892,804 S 8/2020 Lin
 D892,806 S 8/2020 Manazo et al.

D895,630 S 9/2020 Piper et al.
 D898,747 S * 10/2020 Deng D14/440
 D902,934 S 11/2020 Manzano et al.
 D906,340 S * 12/2020 Akana D14/440
 D908,132 S * 1/2021 Poon D14/440
 2001/0009500 A1 * 7/2001 Selker G06F 3/0395
 361/679.55
 2009/0017883 A1 * 1/2009 Lin H04M 1/026
 455/575.8
 2010/0294909 A1 * 11/2010 Hauser B42D 9/00
 248/456
 2012/0140396 A1 * 6/2012 Zeliff G06F 1/1632
 361/679.09
 2012/0194448 A1 * 8/2012 Rothkopf B60R 11/0252
 345/173
 2014/0139989 A1 * 5/2014 Mori G06F 1/1626
 361/679.09
 2015/0280768 A1 * 10/2015 Huang H04M 1/7253
 455/575.8
 2015/0296060 A1 * 10/2015 Gu G06F 1/162
 455/575.4
 2016/0349794 A1 * 12/2016 Yeh G06F 3/0426

* cited by examiner




FIG. 1




FIG. 2




FIG. 3

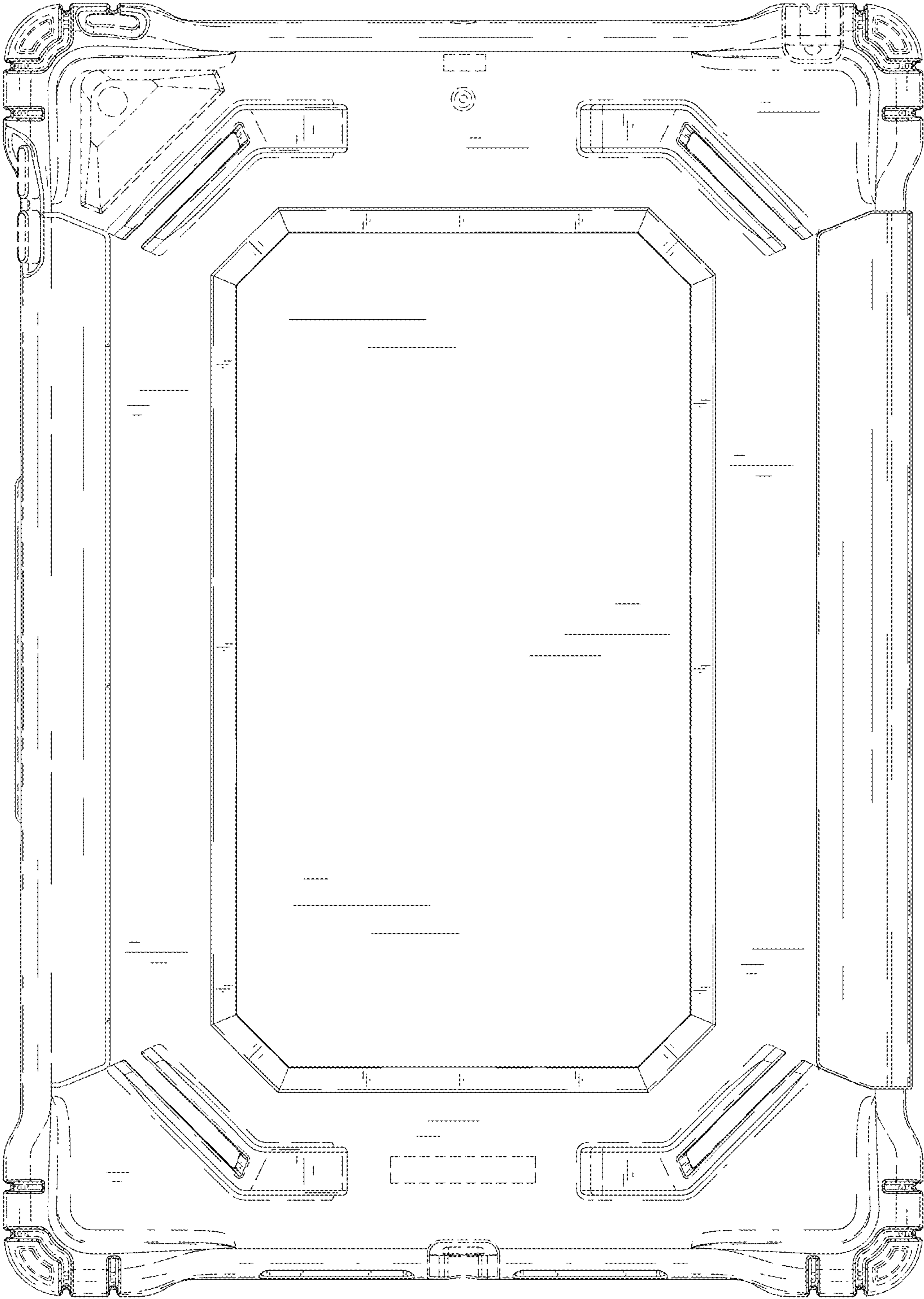


FIG. 4

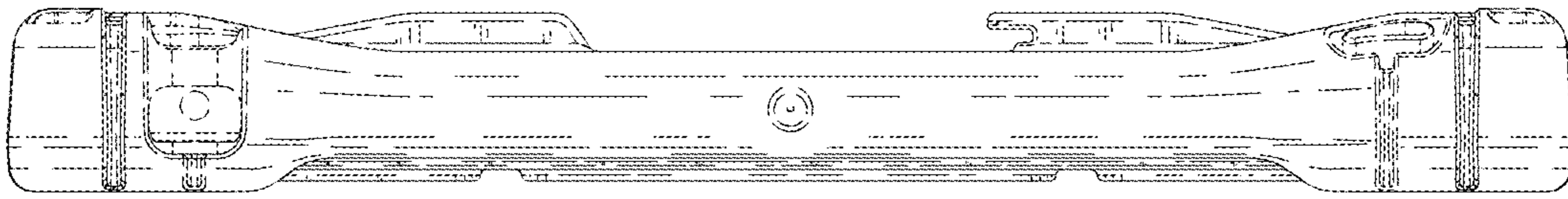


FIG. 6

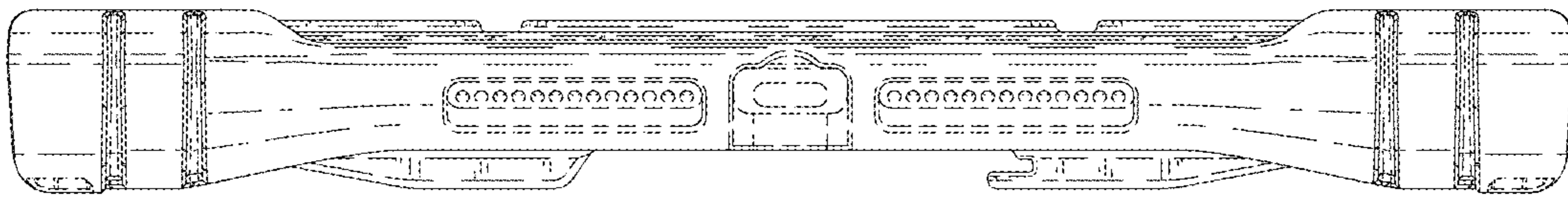


FIG. 5

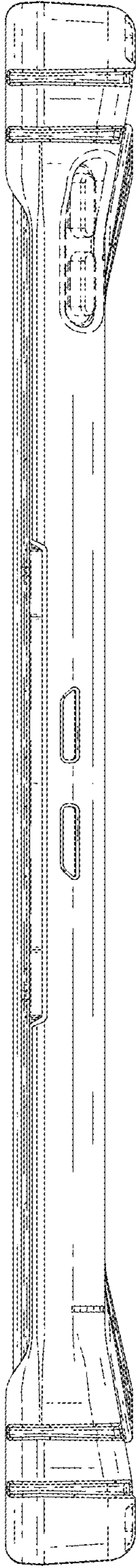


FIG. 7




FIG. 8