



US00D920328S

(12) **United States Design Patent** (10) **Patent No.:** **US D920,328 S**  
**Wu** (45) **Date of Patent:** **\*\* May 25, 2021**

(54) **SMARTWATCH**  
(71) Applicant: **Dajun Wu**, Guangdong (CN)  
(72) Inventor: **Dajun Wu**, Guangdong (CN)  
(73) Assignee: **Shenzhen DO Intelligent Technology Co., Ltd.**, Guangdong (CN)  
(\*\*) Term: **15 Years**  
(21) Appl. No.: **29/661,836**  
(22) Filed: **Aug. 31, 2018**  
(51) **LOC (13) Cl.** ..... **14-02**  
(52) **U.S. Cl.**  
USPC ..... **D14/344**  
(58) **Field of Classification Search**  
USPC ... D14/138 R, 144, 341, 344, 358, 388, 218,  
D14/485-495; D10/30-39, 70, 98;  
D11/3, 4, 26, 93-94, 78.1, 79, 86;  
D24/167, 169, 186-187, 164  
CPC ..... A41D 1/002; A41D 19/0034; G06F 1/04;  
G06F 1/08; G06F 1/10; G06F 1/14; G06F  
1/1626; G06F 1/1628; G06F 1/163; G06F  
1/1635; G06F 1/3203; G06Q 20/10;  
G06Q 20/12; G06Q 20/108; G06Q  
20/145; H04B 1/3833; H04B 1/385;  
H04B 1/3888; H04M 1/02; H04M 1/03;  
H04M 1/04; H04M 1/05; H04M 1/667;  
H04M 1/6058; Y02B 60/1217  
See application file for complete search history.

D816,080 S \* 4/2018 Chen ..... D14/344  
D826,763 S \* 8/2018 Chuang ..... D11/3  
10,136,543 B1 \* 11/2018 Nadkarni ..... H05K 7/1427  
D841,171 S \* 2/2019 Li ..... D24/186  
D851,641 S \* 6/2019 Zhang ..... D14/344  
D861,677 S \* 10/2019 Wu ..... D14/344

**OTHER PUBLICATIONS**

Wholesale Fitness Bracelet Smart Wristband with Bluetooth Sedentary Pedometer, posted unknown, [retrieved Jul. 19, 2018], Retrieved from Internet, <URL: <http://forca.manufacturer.globalsources.com/si/6008851179005/pdf/Smart-bracelet/1159503098/Smart-Wristband.htm> >.\*  
Nex, The Evolving Wearable With Custom Light Notifications, Activity Tracker, Smart Home Integration—One Wearable. Endless Control, posted Sep. 2, 2016, [retrieved Jul. 19, 2018], Retrieved from Internet, <URL: <https://www.amazon.com/Nex-Customizable-Evolving-Notifications-Integration/dp/B01LG06GDW> >.\*

\* cited by examiner

*Primary Examiner* — Sheryl Lane  
*Assistant Examiner* — Calvin E Vansant

(57) **CLAIM**

The ornamental design for a smartwatch, as shown and described.

**DESCRIPTION**

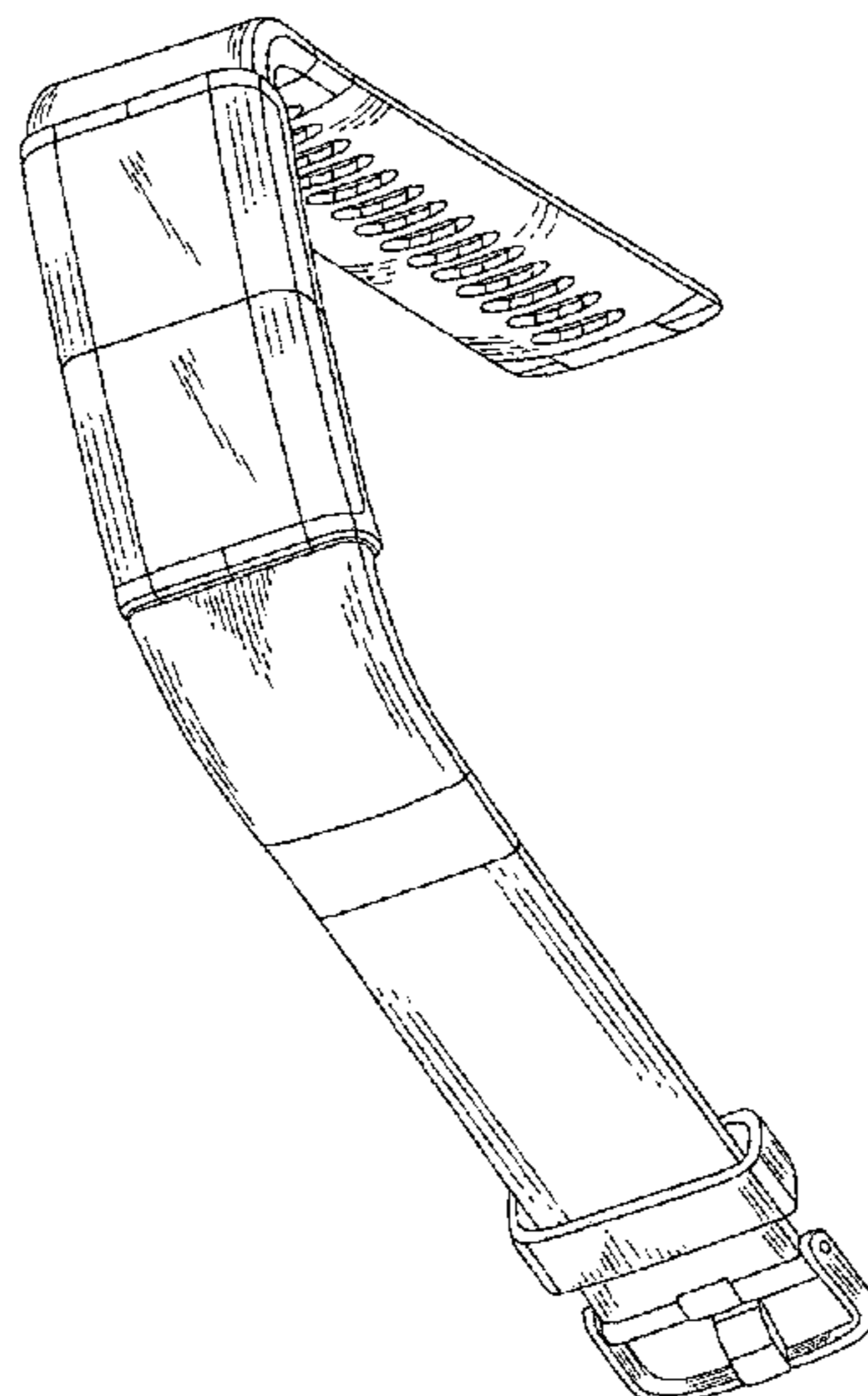
FIG. 1 is a front and top perspective view of a smartwatch showing my new design;  
FIG. 2 is a right side perspective view thereof;  
FIG. 3 is a front elevational view thereof;  
FIG. 4 is a rear elevational view thereof;  
FIG. 5 is a left side elevational view thereof;  
FIG. 6 is a right side elevational view thereof;  
FIG. 7 is a top plan view thereof; and,  
FIG. 8 is a bottom plan view thereof.  
The broken lines depict portions of the smartwatch which form no part of the claimed design.

**1 Claim, 8 Drawing Sheets**

(56) **References Cited**

**U.S. PATENT DOCUMENTS**

D638,723 S \* 5/2011 Ong ..... D10/32  
D715,675 S \* 10/2014 Ma ..... D11/3  
D735,587 S \* 8/2015 Squires ..... D10/32  
D772,869 S \* 11/2016 Iizuka ..... D10/39  
D803,709 S \* 11/2017 Le Bihan ..... D10/70  
D808,385 S \* 1/2018 Yuan ..... D14/344  
D808,962 S \* 1/2018 Wu ..... D14/344



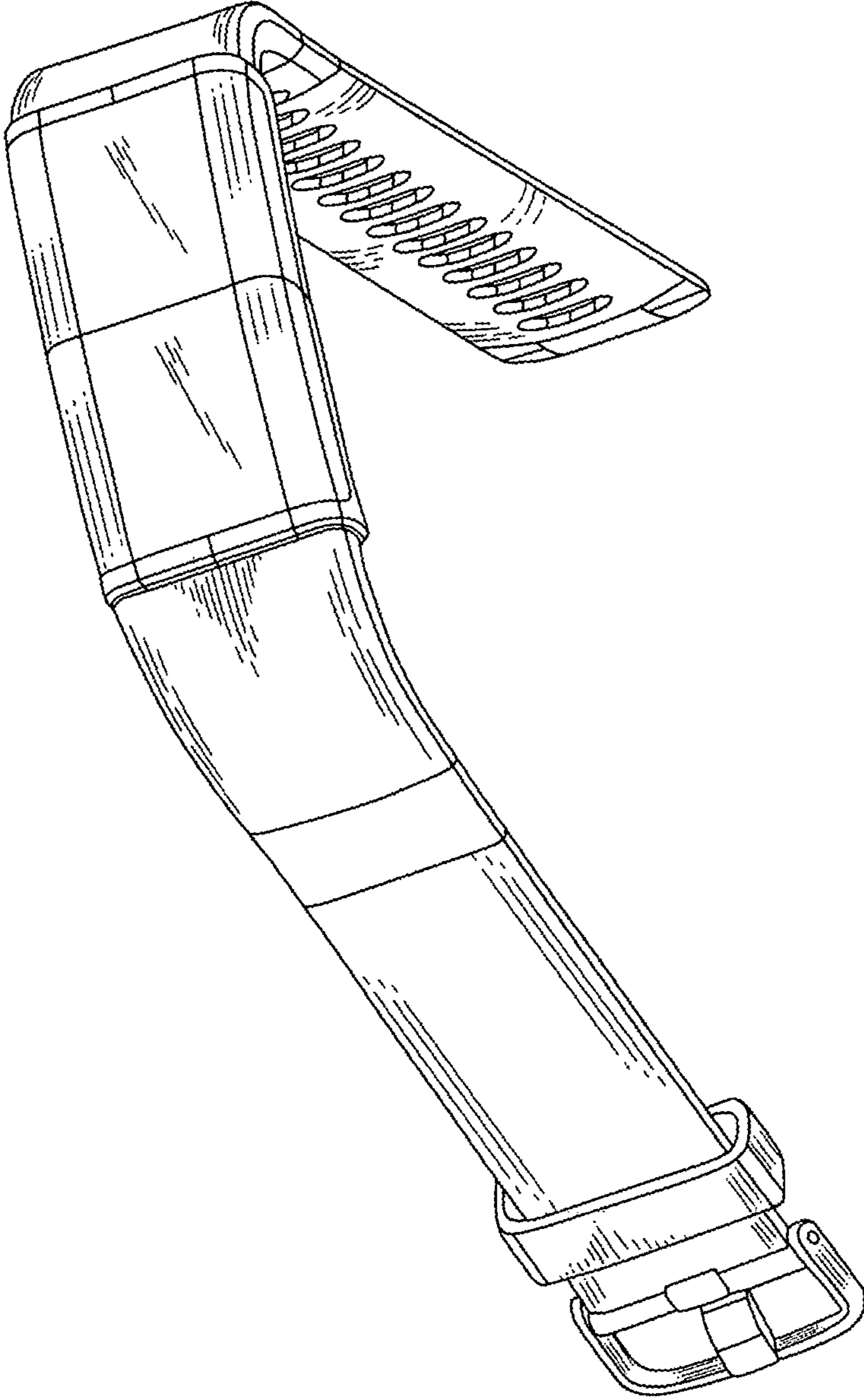


FIG. 1

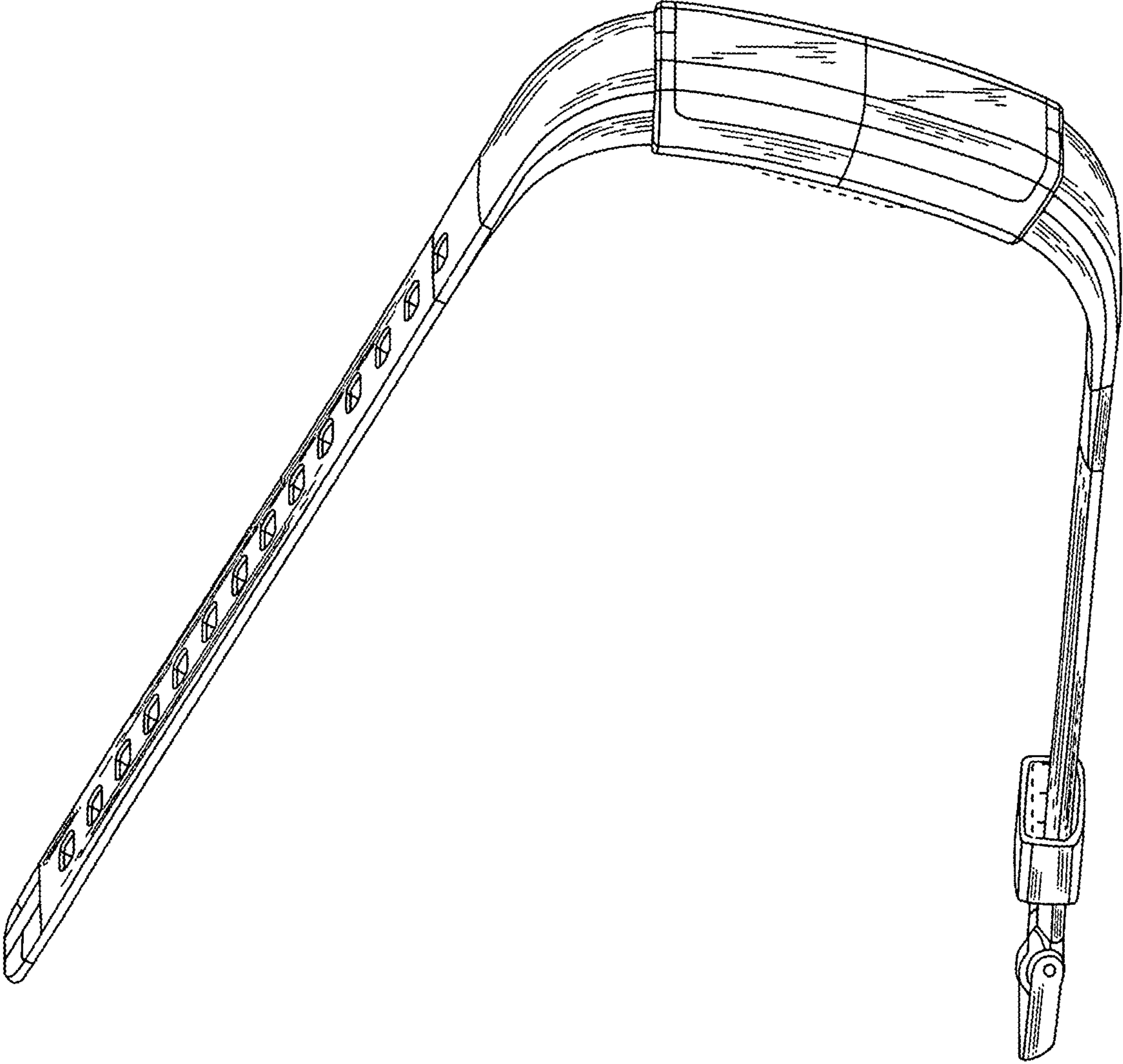


FIG. 2

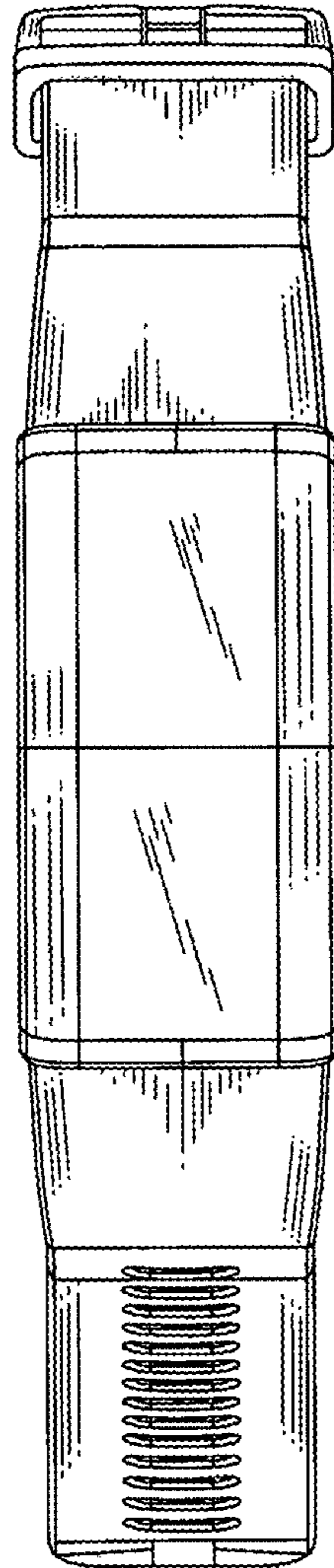


FIG.3

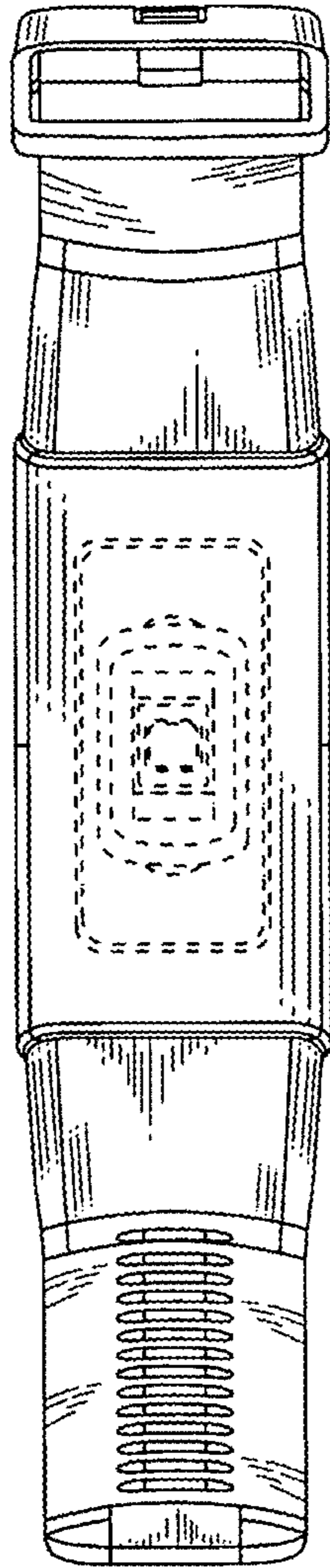


FIG.4

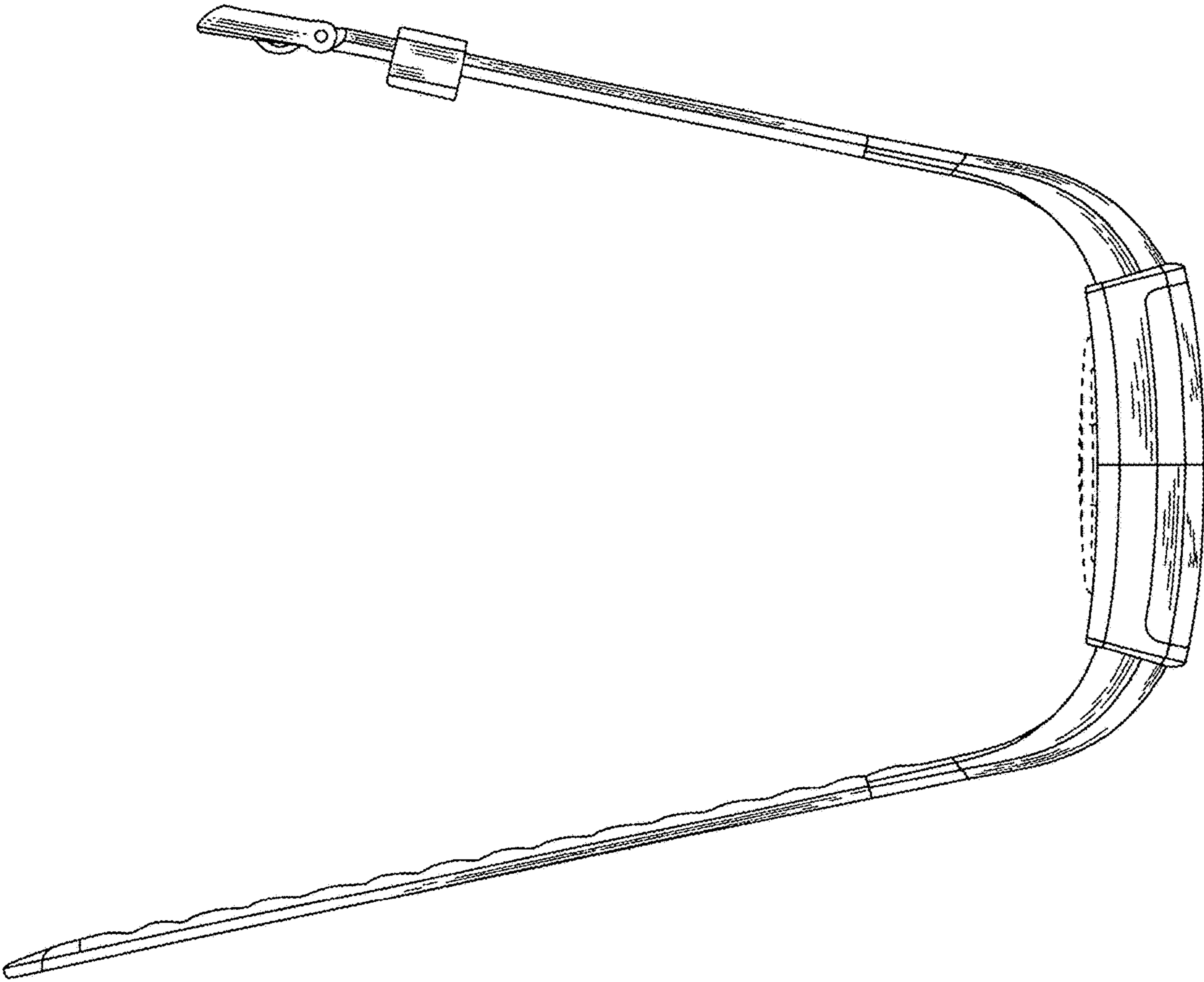


FIG.5

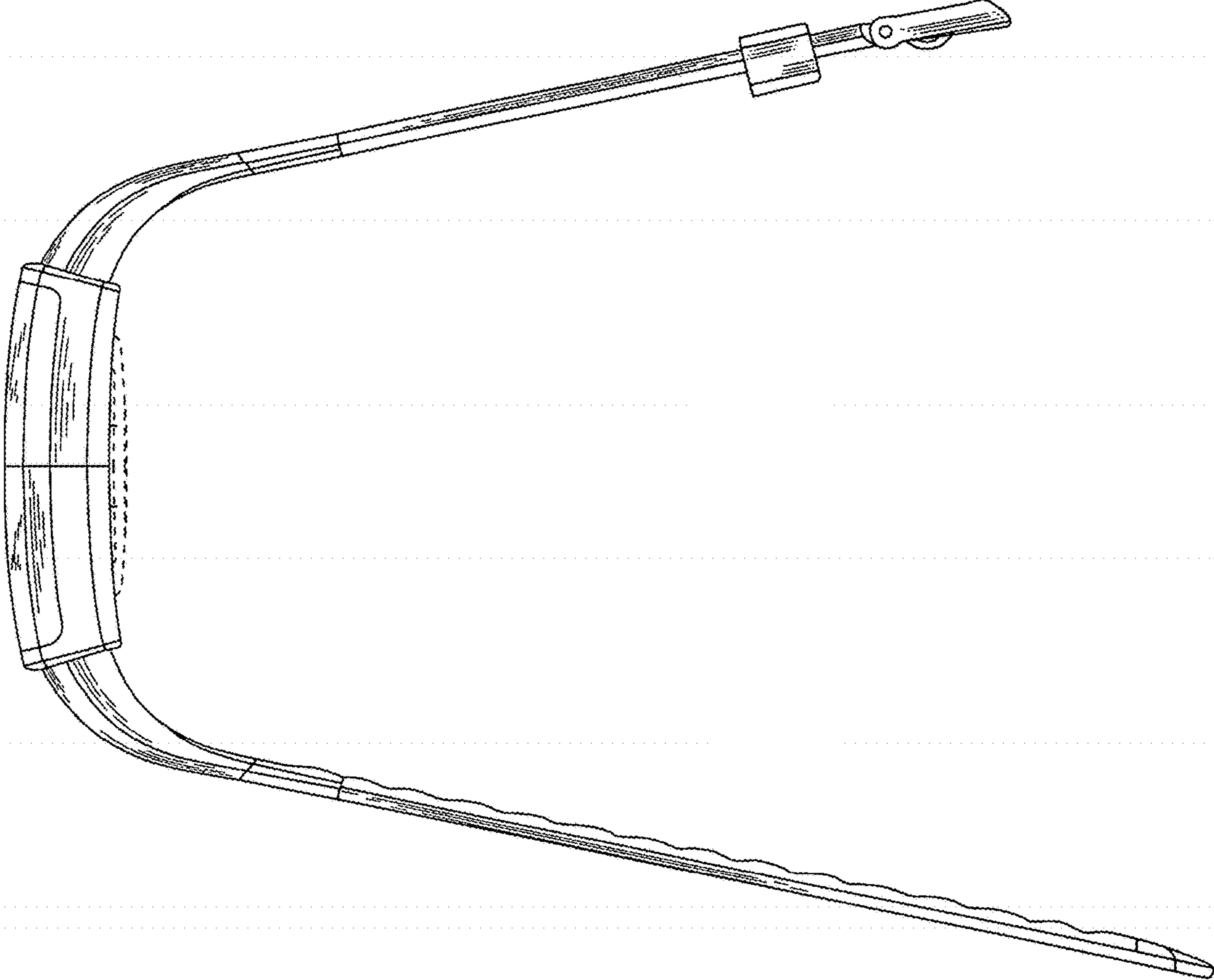


FIG. 6




FIG. 7



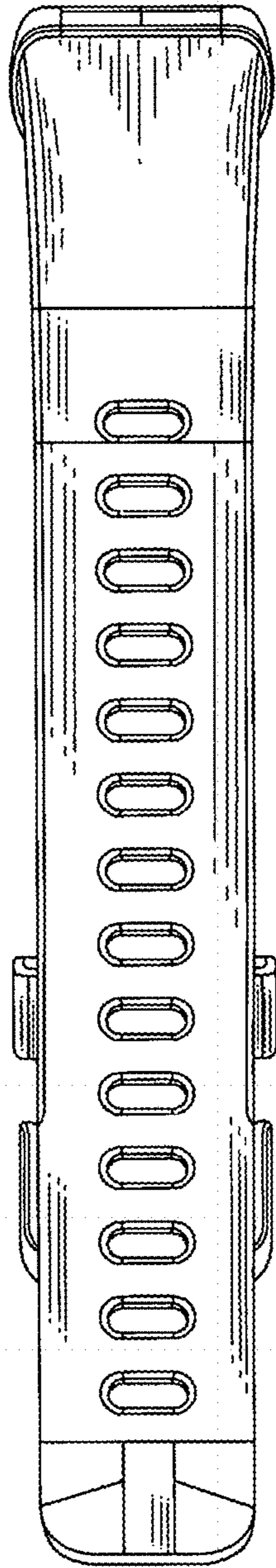


FIG. 8