



US00D920286S

(12) **United States Design Patent** (10) **Patent No.:** **US D920,286 S**
Jensen (45) **Date of Patent:** **** May 25, 2021**

(54) **LOUDSPEAKER**

(71) Applicant: **ALBIRAL DISPLAY SOLUTIONS, S. L.**, Sant Hipòlit de Voltregà (ES)

(72) Inventor: **Henrik Holm Jensen**, Sant Hipòlit de Voltregà (ES)

(73) Assignee: **ALBIRAL DISPLAY SOLUTIONS, S.L.**, Sant Hipòlit de Voltregà (ES)

(**) Term: **15 Years**

(21) Appl. No.: **35/508,558**

(22) Filed: **Jan. 20, 2020**

(80) **Hague Agreement Data**

Int. Filing Date: **Jan. 20, 2020**

Int. Reg. No.: **DM/205735**

Int. Reg. Date: **Jan. 20, 2020**

Int. Reg. Pub. Date: **Feb. 14, 2020**

(51) **LOC (13) Cl.** **14-01**

(52) **U.S. Cl.**

USPC **D14/216; D14/221; D14/204**

(58) **Field of Classification Search**

USPC **D14/167, 168, 170–172, 188, 194–196, D14/204, 209.1, 210–216, 219, 221, 222, D14/224, 239, 496**

CPC **B60R 11/0217; G06F 1/1688; G10K 9/22; G10K 11/004; H03F 1/327; H04M 1/03; H04M 1/035; H04N 5/642; H04N 21/4852; H04R 1/02; H04R 1/06; H04R 1/021; H04R 1/025; H04R 1/026; H04R 1/028; H04R 1/105; H04R 1/323; H04R 1/403; H04R 1/2803; H04R 1/2834; H04R 5/02; H04R 7/20; H04R 9/06; H04R 9/025; H04R 2201/021; H04R 2400/00; H04R 2400/07; H04R 2499/11; H04R 2499/13; H04R 2499/15; H04S 3/00; H04S 7/30**

See application file for complete search history.

(56) **References Cited**

U.S. PATENT DOCUMENTS

D211,180 S * 5/1968 Boldt D14/212
D277,853 S * 3/1985 Thomas D14/212

(Continued)

OTHER PUBLICATIONS

Youtube.com; rAVe [PUBS]; “ISE 2019: Arthur Holm Demos Dynamic, Motorized, Retractable, In-Table Conference Speaker”; [online] ‘https://www.youtube.com/watch?v=tJdlGa4K550’; dated Feb. 11, 2019; accessed Jan. 26, 2021; 2pg(s). (Year: 2019).*

Primary Examiner — Keli L Hill

(74) *Attorney, Agent, or Firm* — Thomas E. Lees, LLC

(57) **CLAIM**

The ornamental design for a loudspeaker, as shown and described.

DESCRIPTION

1. Loudspeaker

1.1 is a perspective view of the loudspeaker in a closed position;

1.2 is a left side elevation view thereof;

1.3 is a top plan view thereof;

1.4 is a perspective view thereof, shown in an alternate position;

1.5 is a left side view of **1.4**;

1.6 is a top plan view of **1.4**;

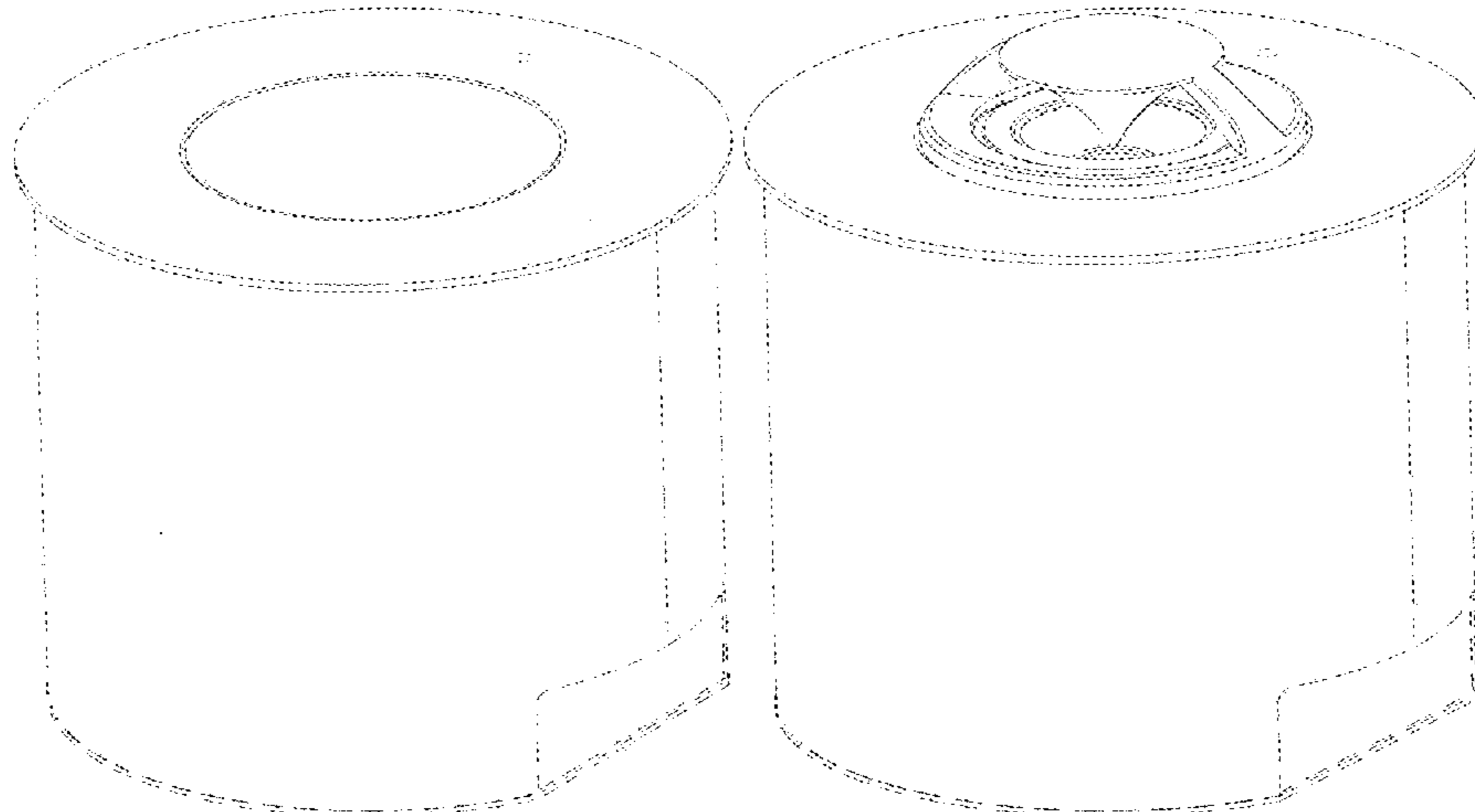
1.7 is a front elevation view of **1.4**;

1.8 is a rear elevation view of **1.1**; and,

1.9 is a bottom plan view thereof.

Design consisting of a speaker with two positions, one position closed with the speaker hidden into its case with a central cover as an exterior surface, as it is shown in views **1.1** to **1.3** and **1.8**; and an active position with the speaker extracted by rotation to its central outer area, as it is shown in views **1.4** to **1.7**; view **1.9** refers to a bottom plan view for both positions.

(Continued)



The broken lines shown are included for the purpose of illustrating portions of the loudspeaker that form no part of the claim.

1 Claim, 9 Drawing Sheets

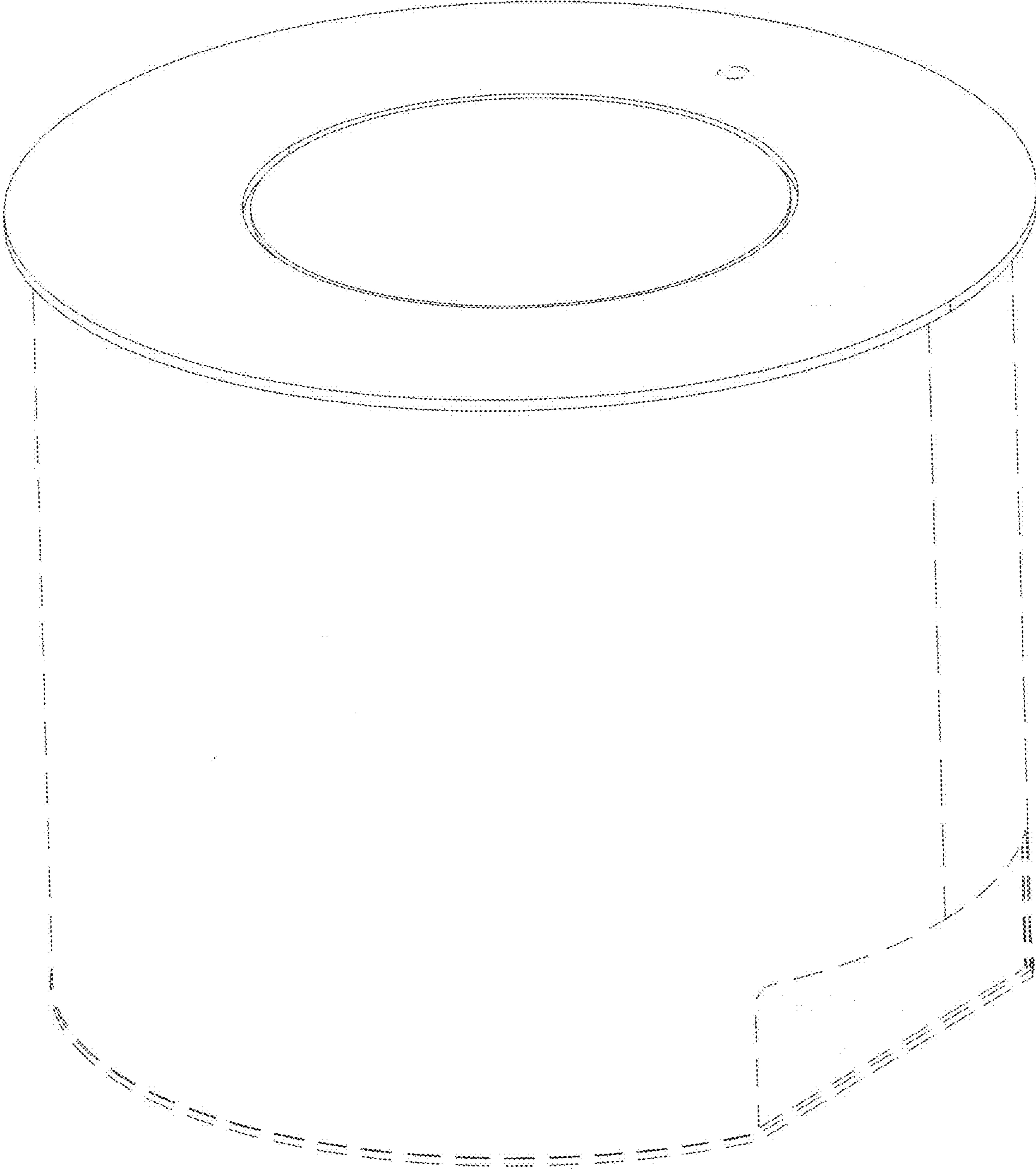
(56) **References Cited**

U.S. PATENT DOCUMENTS

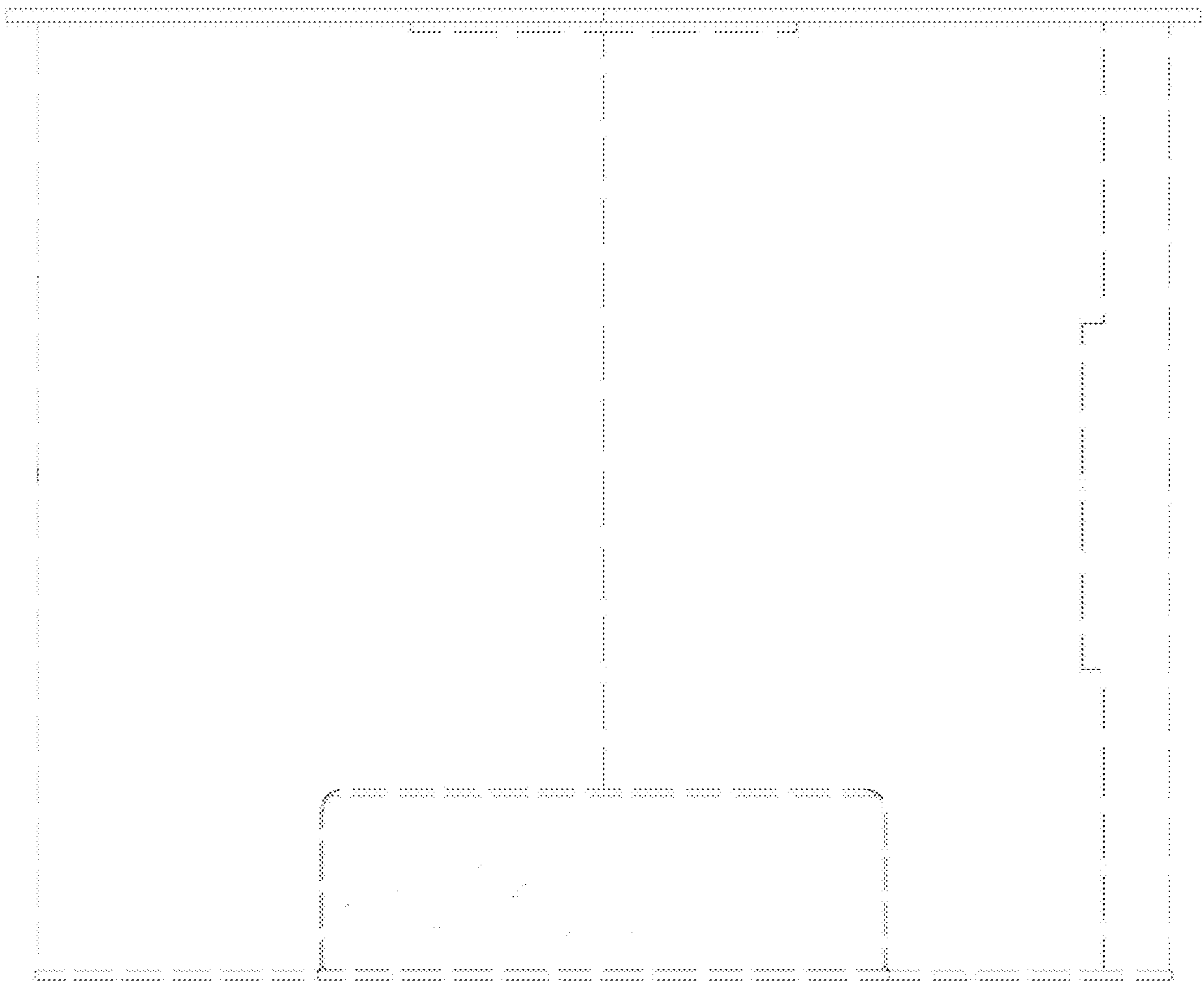
D670,678	S	*	11/2012	Hermansen	D14/216
D700,591	S	*	3/2014	Xiao	D14/216
D718,280	S	*	11/2014	Yoon	D14/216
D774,019	S	*	12/2016	Park	D14/216
D780,160	S	*	2/2017	Hinokio	D14/215
D781,266	S	*	3/2017	Ahn	D14/215
D788,074	S	*	5/2017	Green	D14/216
D839,191	S	*	1/2019	Akana	D13/108
D864,912	S	*	10/2019	Espinosa	D14/216
D881,161	S	*	4/2020	Chen	D14/216
D885,436	S	*	5/2020	Mangum	D14/496
D888,187	S	*	6/2020	Zhang	D22/122
D896,776	S	*	9/2020	Li	H04R 1/025
						D14/204
D901,412	S	*	11/2020	Li	D14/126
2005/0263341	A1	*	12/2005	Minneeci, Jr.	H04R 1/025
						181/153

* cited by examiner


1.1



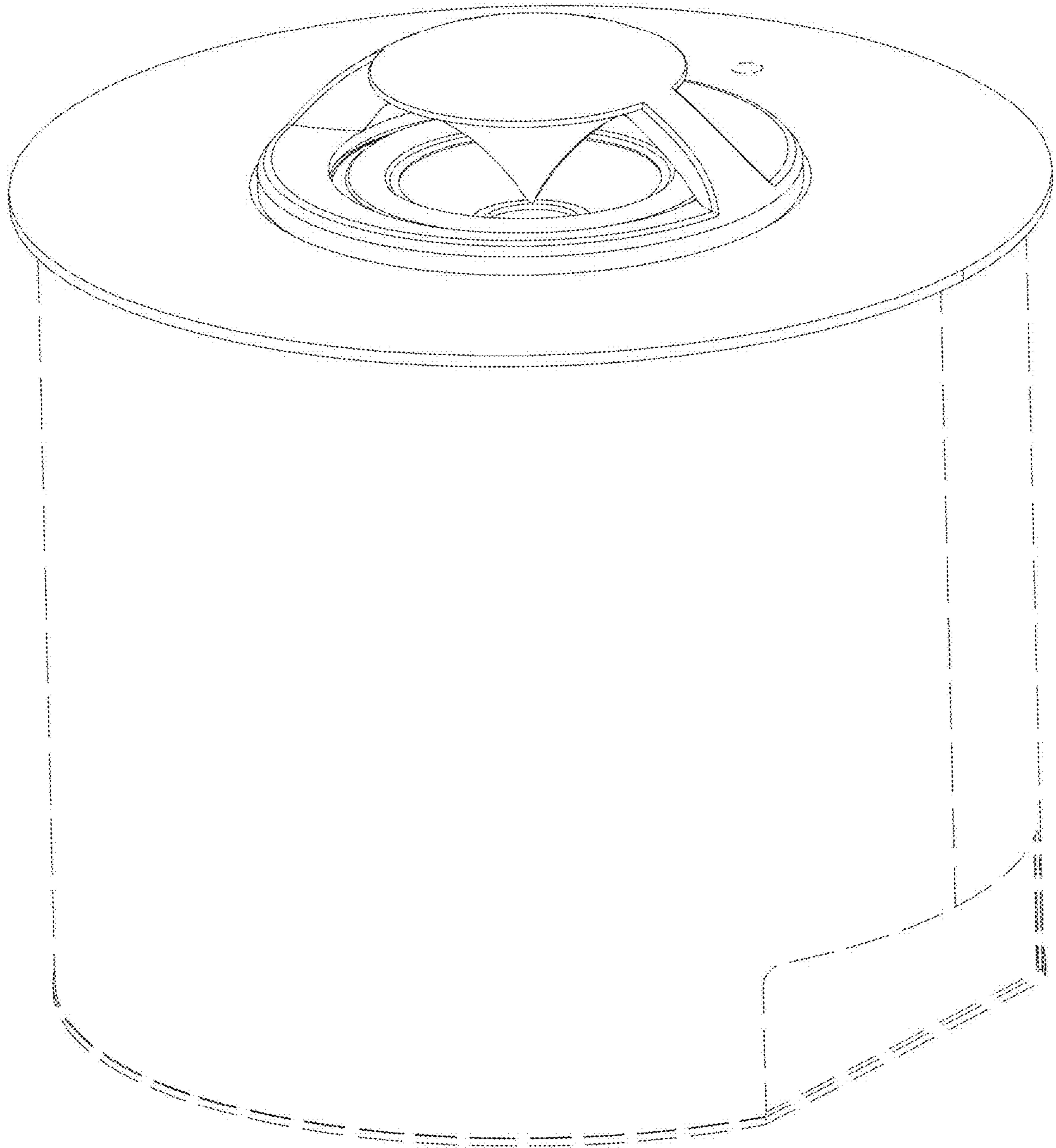
1.2



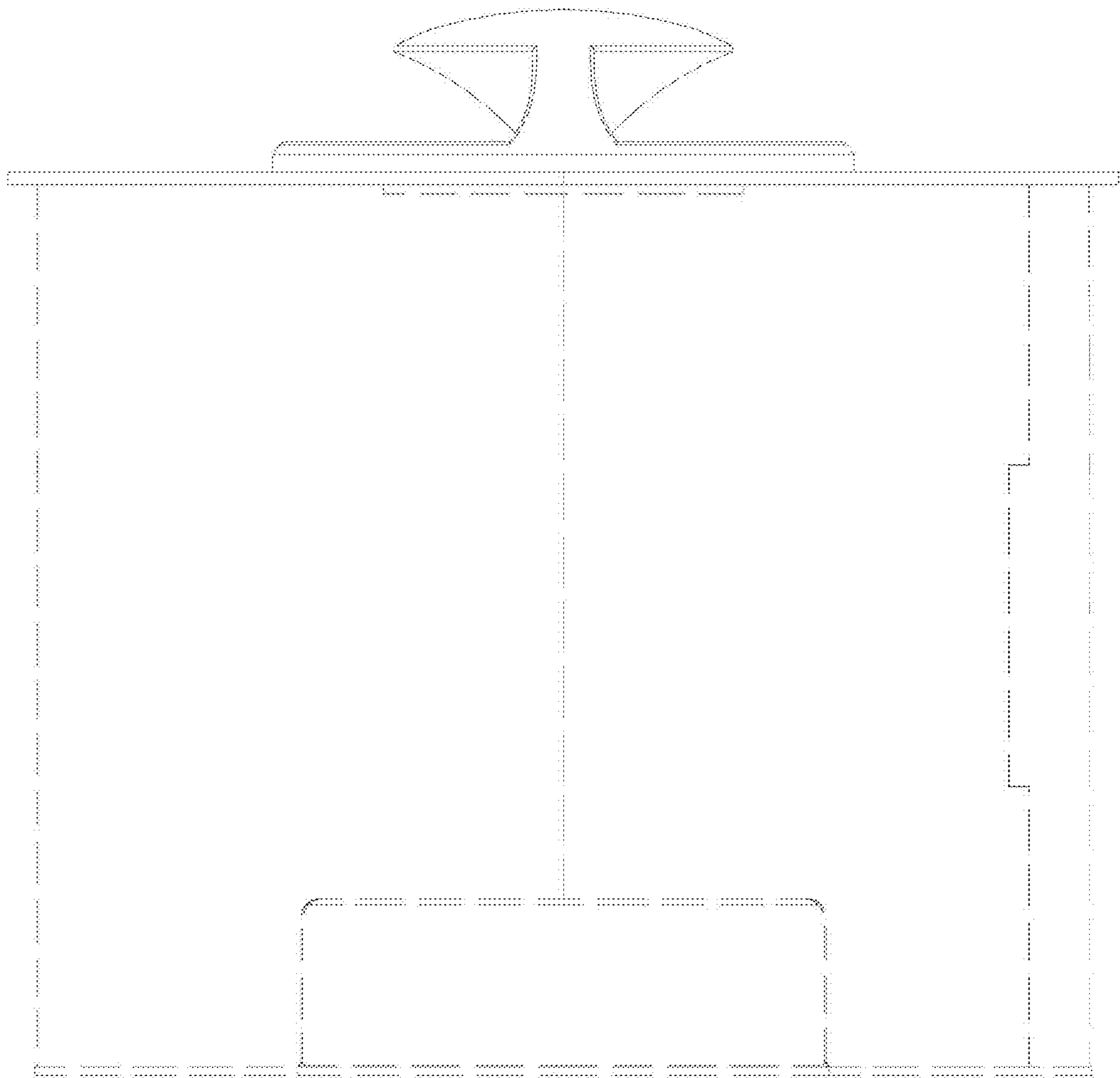
1.3



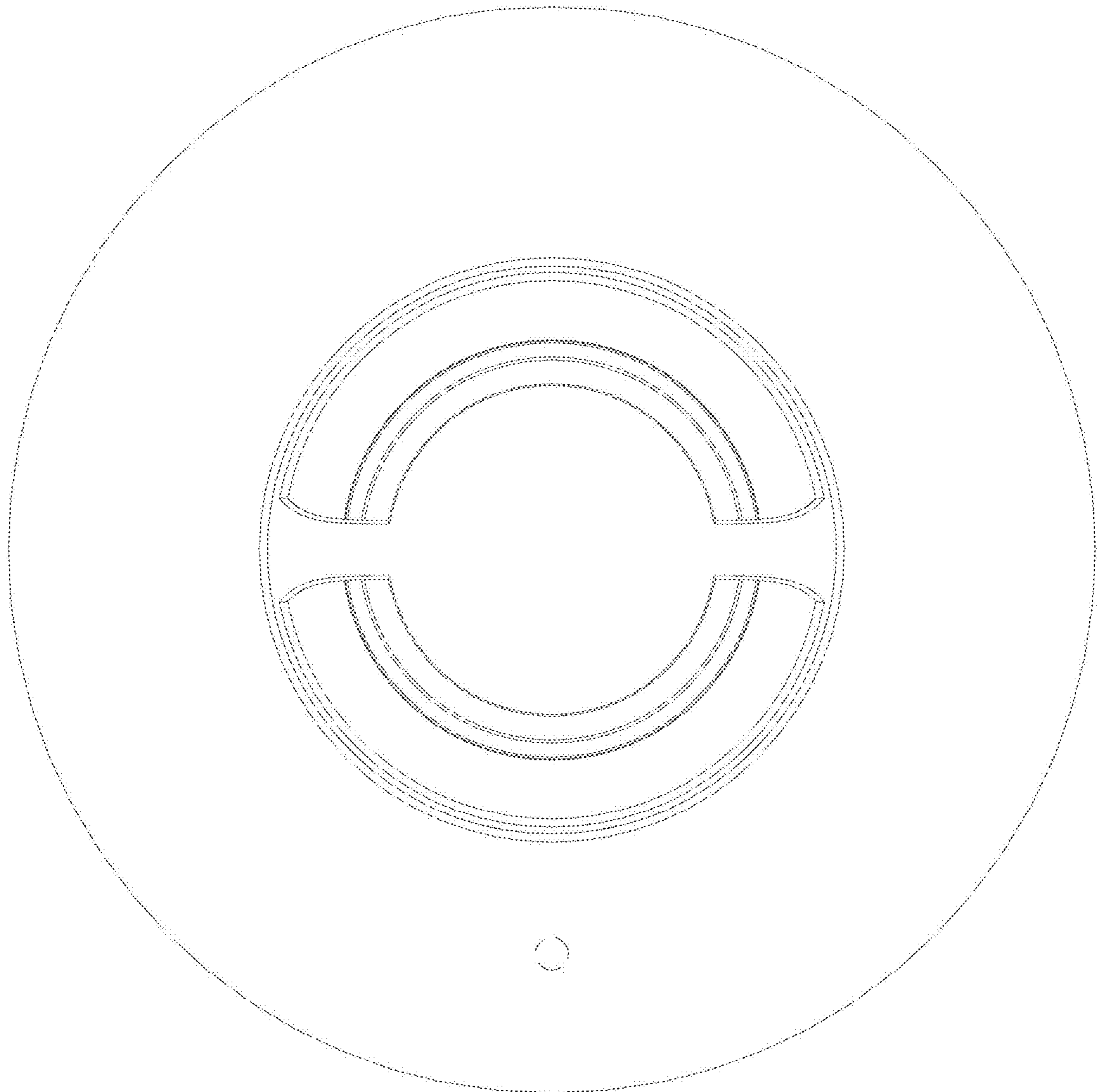
1.4




1.5




1.6



1.7



1.8



1.9

