



US00D920262S

(12) **United States Design Patent** (10) **Patent No.:** **US D920,262 S**
Xu (45) **Date of Patent:** **** May 25, 2021**

(54) **REMOTE CONTROL SWITCH BOX**

(71) Applicant: **HANGZHOU YIXIANGLAI ELECTRONIC TECHNOLOGY LIMITED**, Hangzhou (CN)

(72) Inventor: **Yijun Xu**, Hangzhou (CN)

(73) Assignee: **HANGZHOU YIXIANGLAI ELECTRONIC TECHNOLOGY LIMITED**, Zhejiang (CN)

(**) Term: **15 Years**

(21) Appl. No.: **29/717,009**

(22) Filed: **Dec. 13, 2019**

(51) **LOC (13) Cl.** **14-03**

(52) **U.S. Cl.**
USPC **D13/168**

(58) **Field of Classification Search**
USPC D13/168; D14/155, 217, 218, 255, 388, D14/389, 390, 396
CPC G08C 17/02; G08C 19/00; G08C 19/12; G08C 19/28; G08C 23/04; H01H 9/0214; H01H 9/0235; H01H 9/0242; H04B 1/202; H04W 4/80
See application file for complete search history.

(56) **References Cited**

U.S. PATENT DOCUMENTS

D362,695 S * 9/1995 Waldheim D14/218
D373,998 S * 9/1996 Tutt D13/168

D374,693 S * 10/1996 Osborne D13/168
D397,996 S * 9/1998 Smith D13/108
D449,823 S * 10/2001 Kojyo D13/168
D638,805 S * 5/2011 Clymer D13/168
D639,751 S * 6/2011 Tucker D13/168
D660,809 S * 5/2012 Kern Koskela D13/168
D687,784 S * 8/2013 Sakai D13/168
9,589,461 B1 * 3/2017 Byrne G08C 19/00
D906,967 S * 1/2021 Xiao D13/119
2002/0020749 A1 * 2/2002 Kato H01H 9/0235
235/462.45
2014/0368322 A1 * 12/2014 Mullet G08C 17/02
340/12.5

* cited by examiner

Primary Examiner — Selina Sikder

(74) *Attorney, Agent, or Firm* — ScienBiziP, P.C.

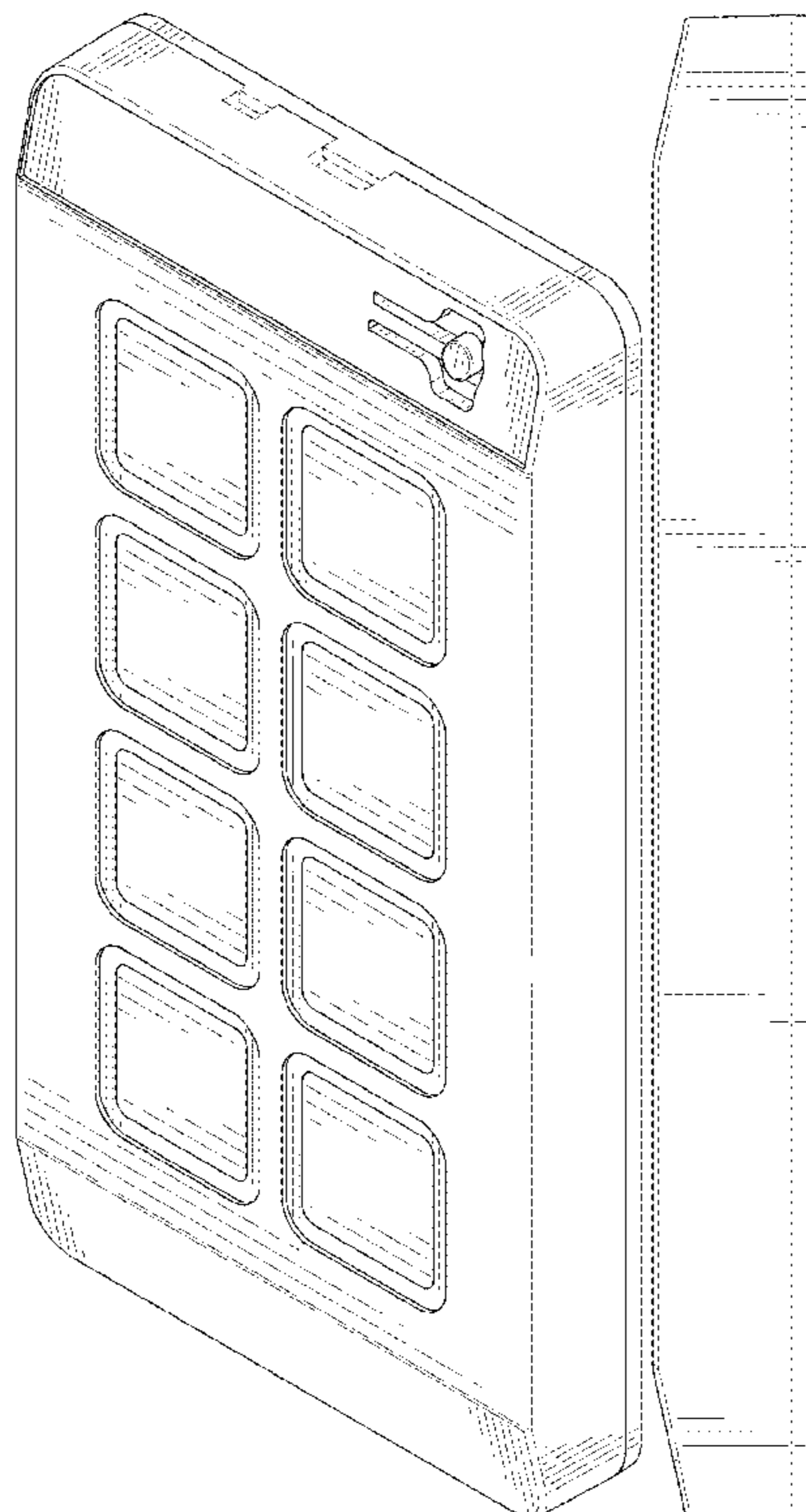
(57) **CLAIM**

The ornamental design for a remote control switch box, as shown and described.

DESCRIPTION

FIG. 1 is a perspective view of a remote control switch box, showing my new design;
FIG. 2 is a front view thereof;
FIG. 3 is a rear view thereof;
FIG. 4 is a left side view thereof;
FIG. 5 is a right side view thereof;
FIG. 6 is a top plan view thereof; and,
FIG. 7 is a bottom plan view thereof.
The broken lines shown are included for the purpose of illustrating portions of the remote control switch box which form no part of the claimed design.

1 Claim, 7 Drawing Sheets



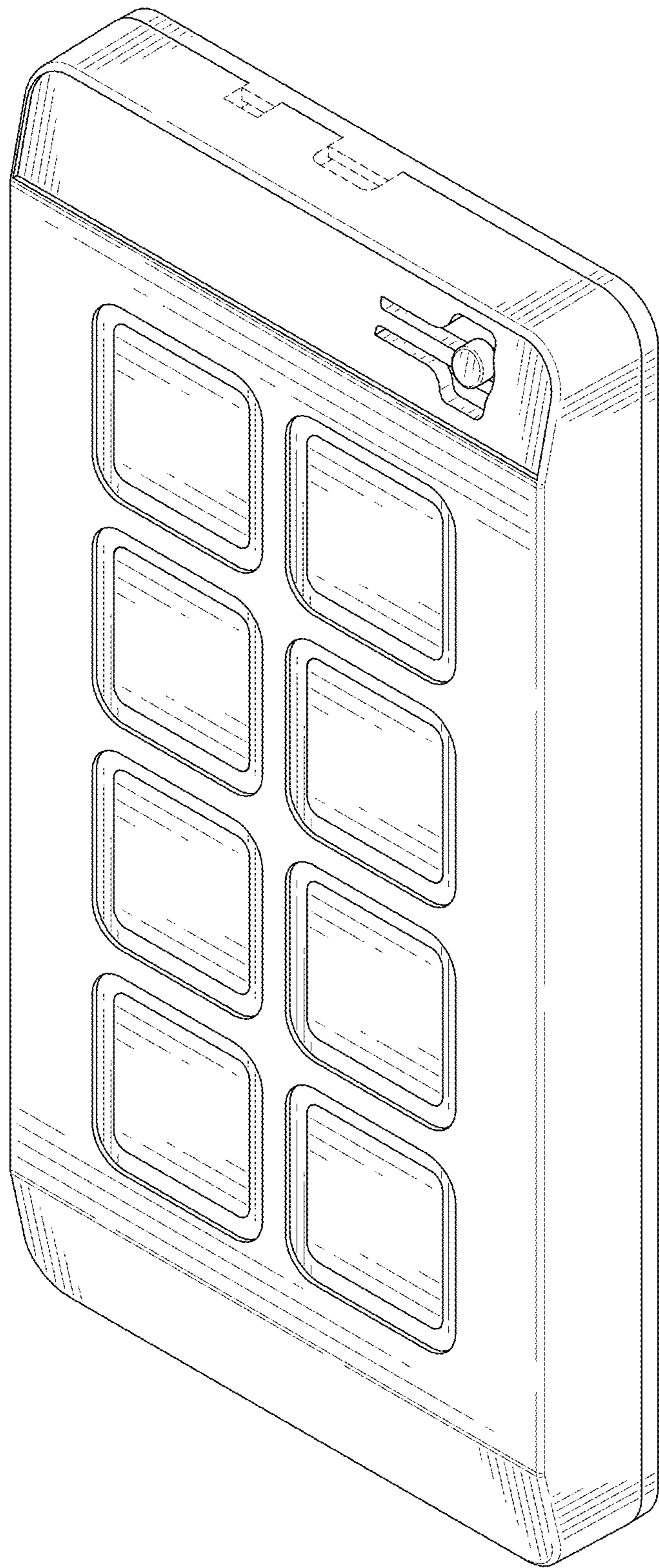


FIG. 1




FIG. 2




FIG. 3




FIG. 4

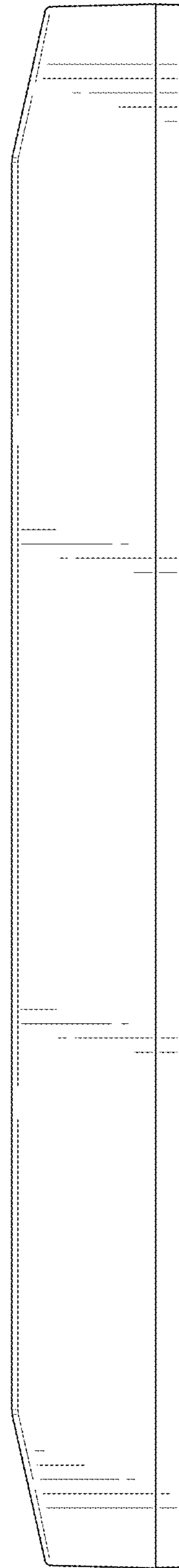


FIG. 5

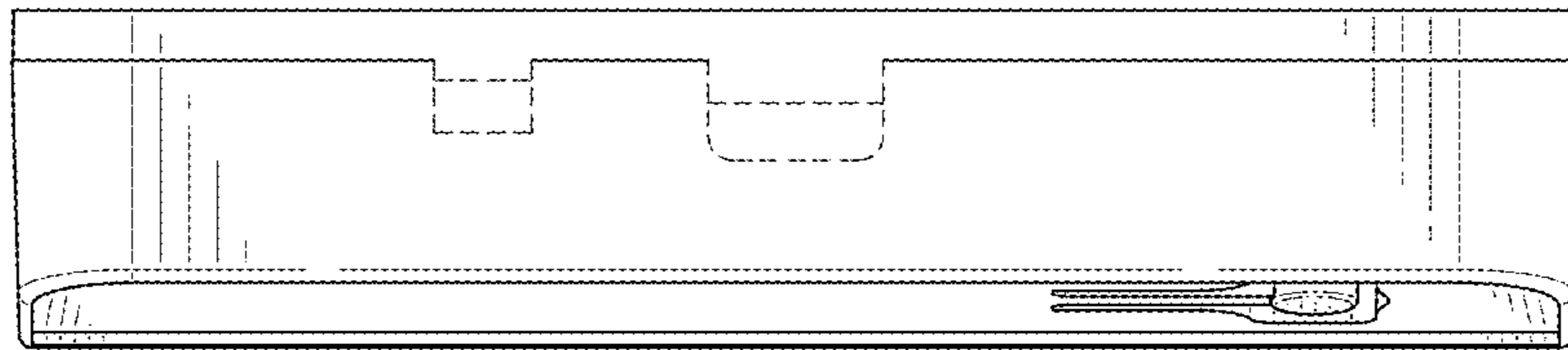


FIG. 6

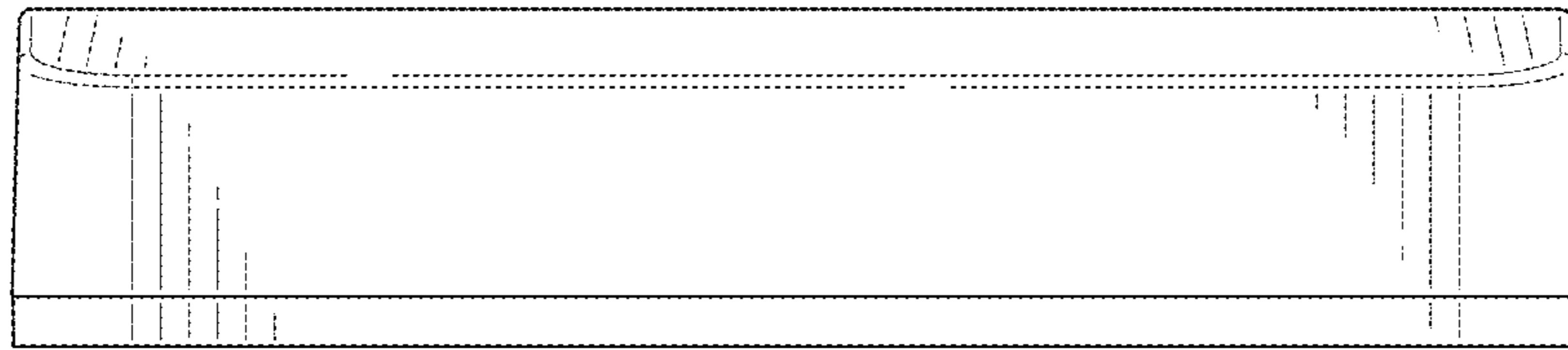


FIG. 7