



US00D920226S

(12) **United States Design Patent**
Qiu et al.

(10) **Patent No.:** **US D920,226 S**

(45) **Date of Patent:** **** May 25, 2021**

(54) **TIRE**

D794,550 S * 8/2017 Schimmoeller, Jr. D12/594
D867,979 S * 11/2019 Jacobs D12/601
D890,081 S * 7/2020 Liu D12/579

(71) Applicant: **QINGDAO NEW KETER TYRE CO., LIMITED**, Qingdao (CN)

* cited by examiner

(72) Inventors: **Xiaoyin Qiu**, Qingdao (CN); **Xianxin Wen**, Qingdao (CN)

Primary Examiner — George D. Kirschbaum

Assistant Examiner — Joseph J Kukella

(**) Term: **15 Years**

(74) *Attorney, Agent, or Firm* — Rumit Ranjit Kanakia

(21) Appl. No.: **29/713,968**

(57) **CLAIM**

We claim the ornamental design for a tire, as shown and described.

(22) Filed: **Nov. 20, 2019**

(51) **LOC (13) Cl.** **12-15**

(52) **U.S. Cl.**

USPC **D12/601**

(58) **Field of Classification Search**

USPC D12/568–603

CPC B60C 2011/0341; B60C 2011/0344; B60C 2011/0348

See application file for complete search history.

DESCRIPTION

FIG. 1 is a perspective view of a tire showing our new design;

FIG. 2 is an enlarged fragmentary perspective view of the tire as shown in FIG. 1;

FIG. 3 is a front view of the tire as shown in FIG. 1;

FIG. 4 is an enlarged fragmentary front view of the tire as shown in FIG. 1;

FIG. 5 is a back view of the tire as shown in FIG. 1;

FIG. 6 is a left side view of the tire as shown in FIG. 1;

FIG. 7 is a right side view of the tire as shown in FIG. 1;

FIG. 8 is a Bottom view of the tire as shown in FIG. 1; and,

FIG. 9 is a Top view of the tire as shown in FIG. 1.


In the drawings, the broken lines depict environmental subject matter only and form no part of the claimed design.

(56) **References Cited**

U.S. PATENT DOCUMENTS

D278,222 S * 4/1985 Kojima D12/601
D643,805 S * 8/2011 Lundgren D12/601
D734,710 S * 7/2015 Jacobs D12/600
D738,299 S * 9/2015 Jacobs D12/601
D753,583 S * 4/2016 Hao D12/600
D766,172 S * 9/2016 Shinomiya D12/601
D772,792 S * 11/2016 Kim D12/601

1 Claim, 8 Drawing Sheets






FIG. 1

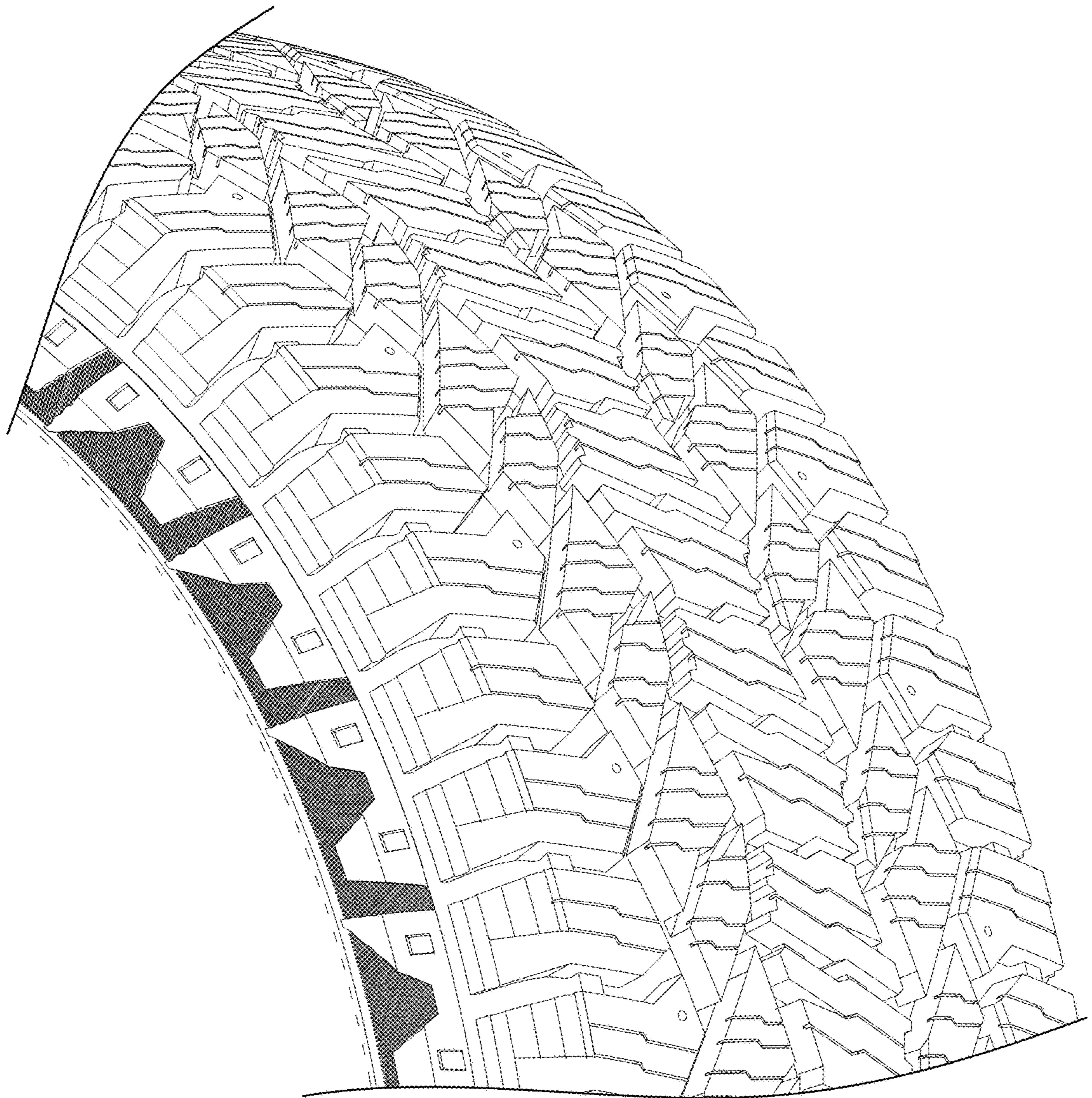


FIG. 2

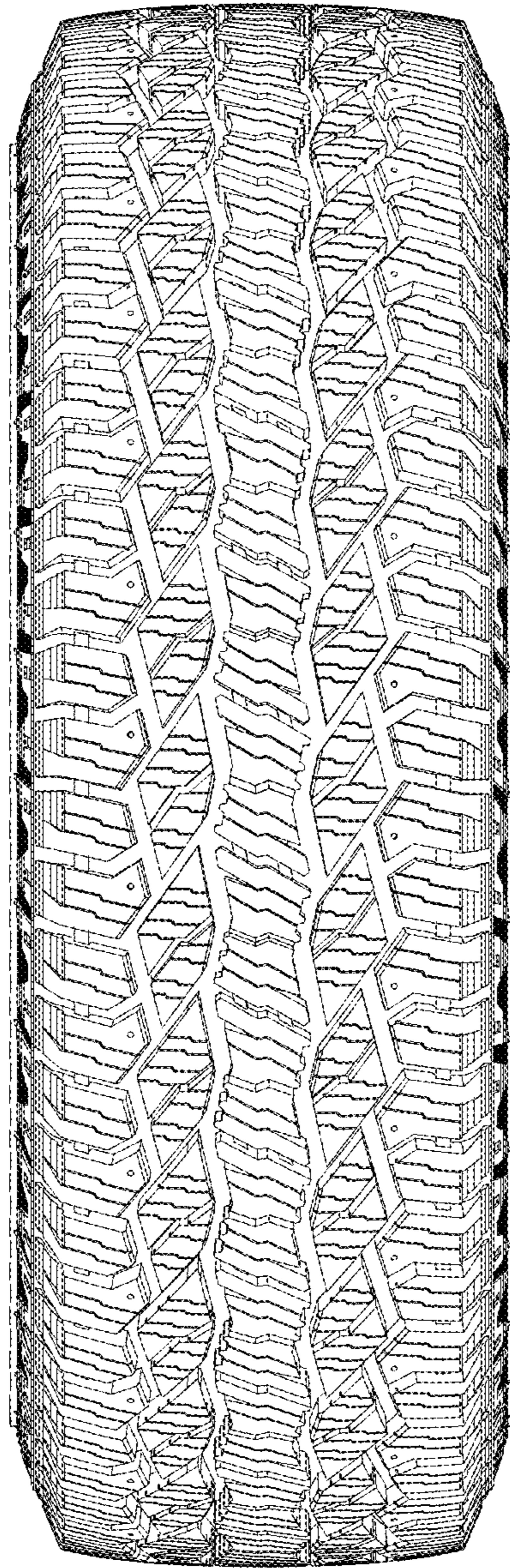


FIG. 3




FIG. 4




FIG. 5




FIG. 6




FIG. 7

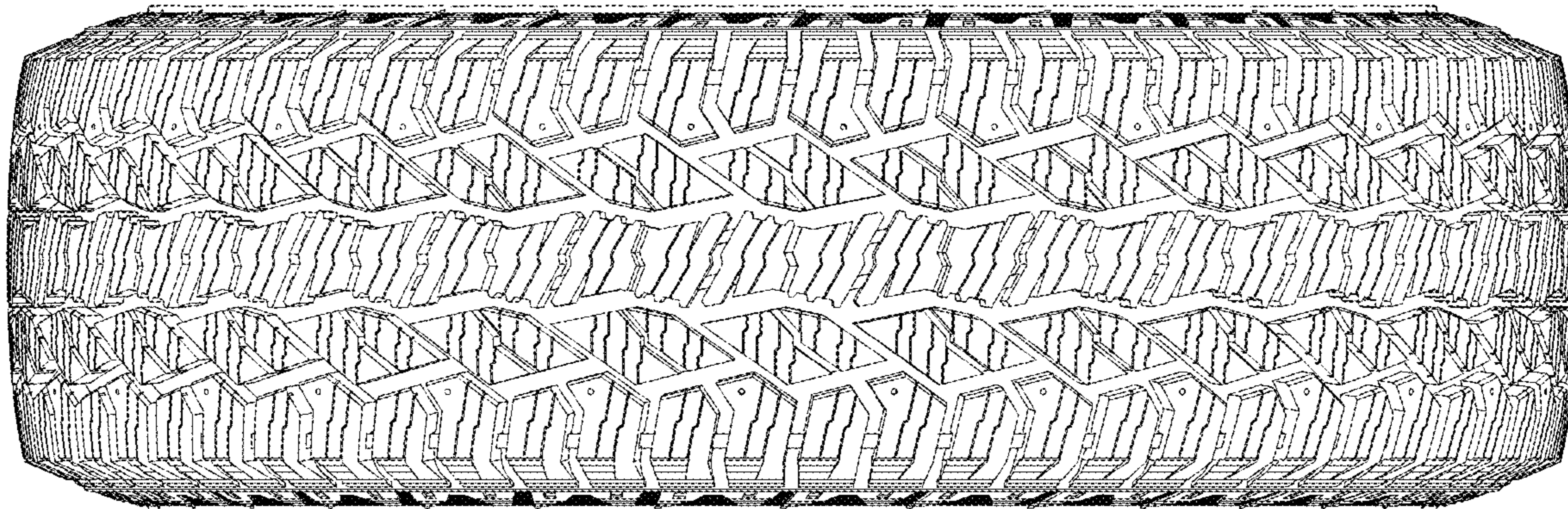


FIG. 8

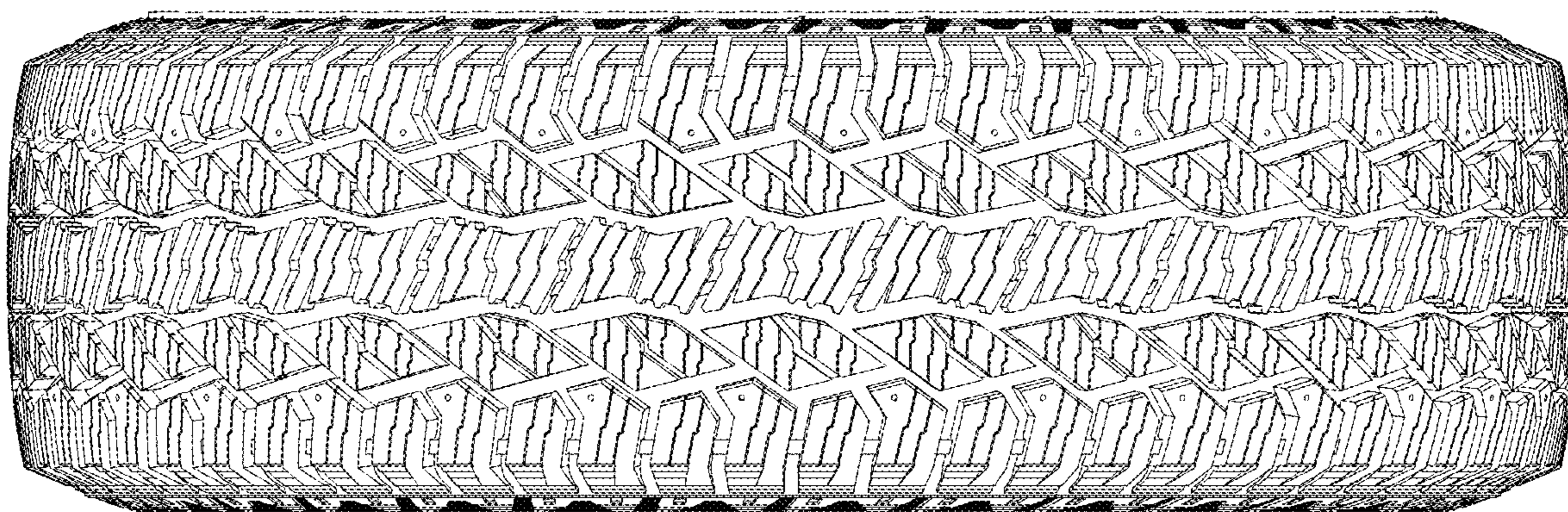


FIG. 9