



US00D920215S

(12) **United States Design Patent** (10) **Patent No.:** **US D920,215 S**  
**Martin et al.** (45) **Date of Patent:** **\*\* \*May 25, 2021**

(54) **INSTRUMENT PANEL FOR AIRCRAFT**

(56) **References Cited**

(71) Applicant: **Gulfstream Aerospace Corporation,**  
Savannah, GA (US)

U.S. PATENT DOCUMENTS

(72) Inventors: **Scott Martin,** Savannah, GA (US);  
**Scott Evans,** Savannah, GA (US);  
**Jimmy H. Nguyen,** Savannah, GA  
(US); **Tristan Flynn,** Savannah, GA  
(US)

D53,630 S	7/1919	Goodwin	
D202,262 S	9/1965	Brunger et al.	
D284,751 S	* 7/1986	Soederberg .....	D12/192
D384,015 S	9/1997	Stenger et al.	
D424,002 S	5/2000	Leschke et al.	
D456,754 S	5/2002	Keating	
D490,759 S	6/2004	Iohara	
D493,397 S	7/2004	Tuzar et al.	
D504,856 S	5/2005	Chao	
D515,488 S	2/2006	Seidel et al.	
D516,482 S	3/2006	Pfeiffer et al.	

(73) Assignee: **Gulfstream Aerospace Corporation,**  
Savannah, GA (US)

(Continued)

(\* ) Notice: This patent is subject to a terminal disclaimer.

*Primary Examiner* — Marissa J Cash

(\*\*) Term: **15 Years**

(74) *Attorney, Agent, or Firm* — LKGlobal | Lorenz & Kopf, LLP

(21) Appl. No.: **29/634,485**

(57) **CLAIM**

(22) Filed: **Jan. 22, 2018**

The ornamental design for an instrument panel for aircraft, as shown and described.

**Related U.S. Application Data**

**DESCRIPTION**

(63) Continuation of application No. 29/578,939, filed on Sep. 26, 2016, now abandoned, which is a continuation of application No. 29/506,155, filed on Oct. 13, 2014, now abandoned.

The patent or application file contains a least one drawing executed in color. Copies of this patent or patent application publication with color drawing(s) will be provided by the Office upon request and payment of the necessary fee.

(51) **LOC (13) Cl.** ..... **12-01**

FIG. 1 is a front perspective view of a standby instrument panel for aircraft showing our new design;

(52) **U.S. Cl.**  
USPC ..... **D12/345; D12/192**

FIG. 2 is a front view thereof, the back, top, bottom, and side views forming no part of the claimed design;

(58) **Field of Classification Search**  
USPC ..... D12/1-4, 16.1, 319-345; D21/436-455;  
D25/13, 199

FIG. 3 is an enlarged front perspective view thereof with the environment removed; and,

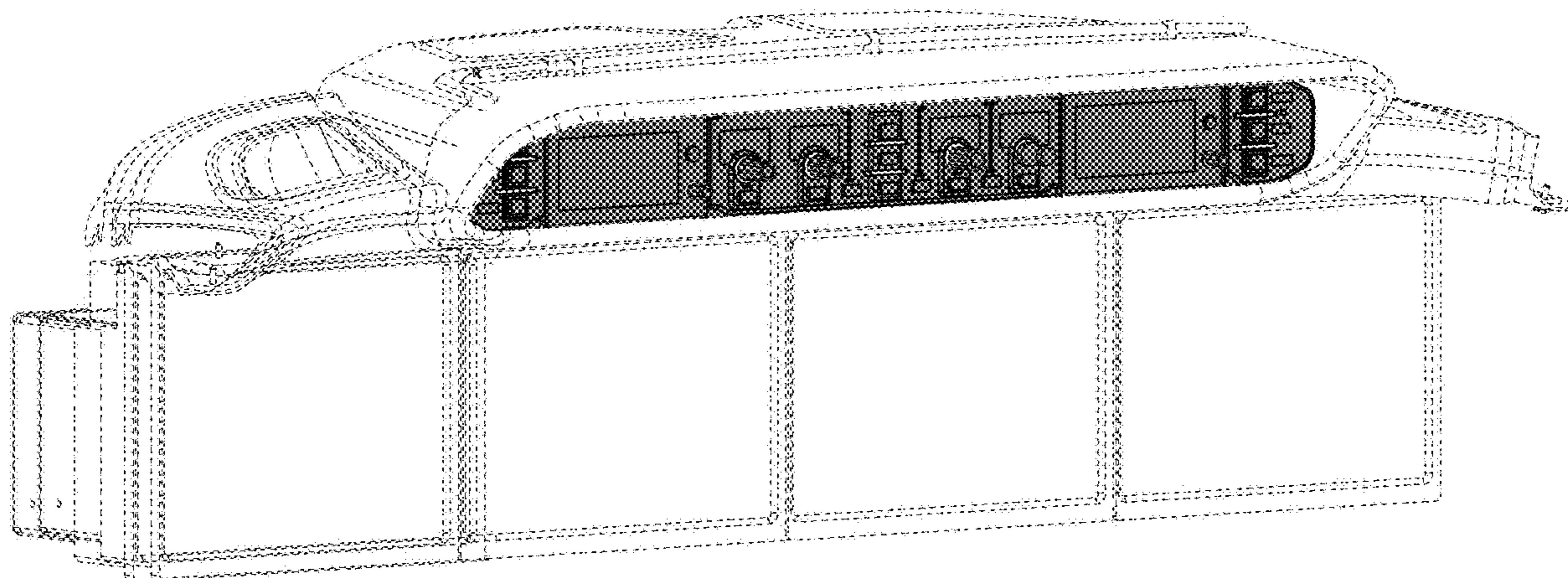
CPC ..... B64C 29/0033; B64C 29/02; B64C  
2201/021; B64C 2201/088; B64C  
2201/104; B64C 2201/141; B64G  
2001/1064; B64G 2001/1071; B64G 5/00;  
B64G 1/46

FIG. 4 is an enlarged front view thereof with the environment removed.

See application file for complete search history.

The broken lines illustrate structure and environment that form no part of the claimed design.

**1 Claim, 3 Drawing Sheets**  
**(3 of 3 Drawing Sheet(s) Filed in Color)**



(56)

**References Cited**

U.S. PATENT DOCUMENTS

7,307,549 B2 \* 12/2007 Firra ..... B64D 43/00  
340/971  
D750,009 S \* 2/2016 Kasparian ..... D12/345  
D750,545 S \* 3/2016 Ozay ..... D12/345  
D757,619 S 5/2016 Da Silveira et al.  
D765,011 S \* 8/2016 Martin ..... D12/345  
D775,563 S 1/2017 Shan  
D775,580 S 1/2017 Kasparian et al.  
D789,274 S \* 6/2017 Kasparian ..... D12/345  
D871,290 S \* 12/2019 Kasparian ..... D12/195  
2003/0127557 A1 7/2003 Anderson et al.  
2010/0076628 A1 \* 3/2010 Boorman ..... G01C 23/00  
701/11

\* cited by examiner

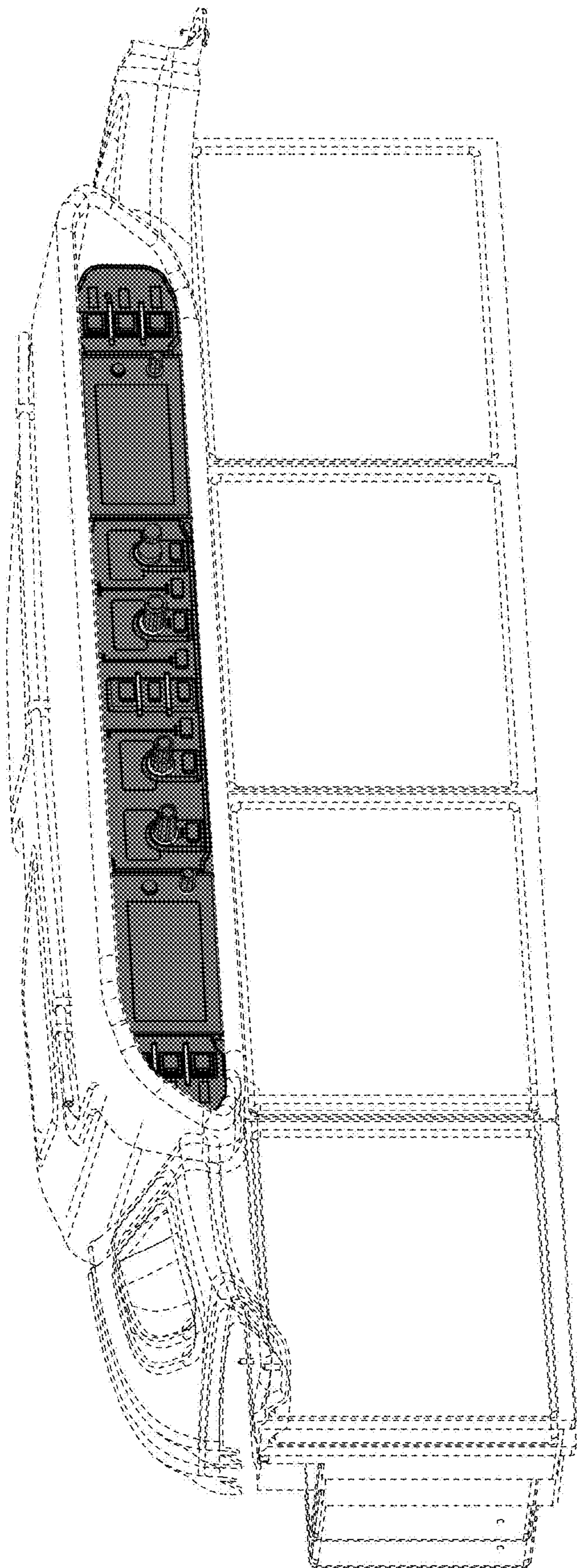


FIG. 1

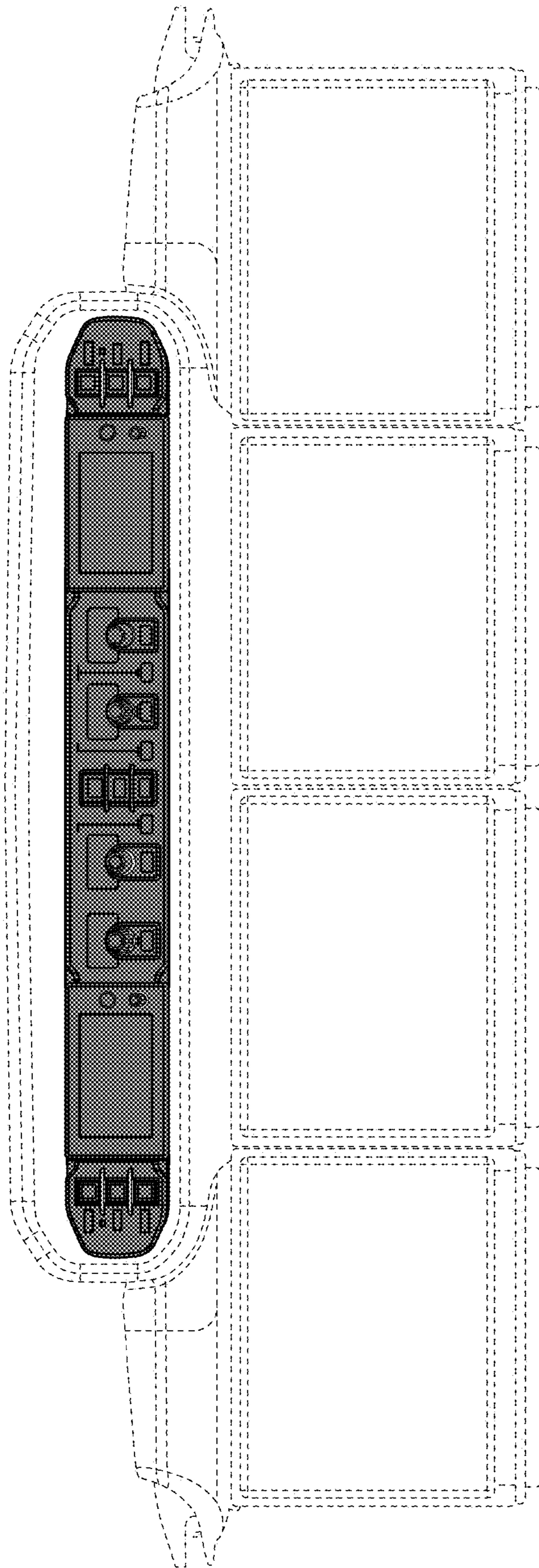


FIG. 2

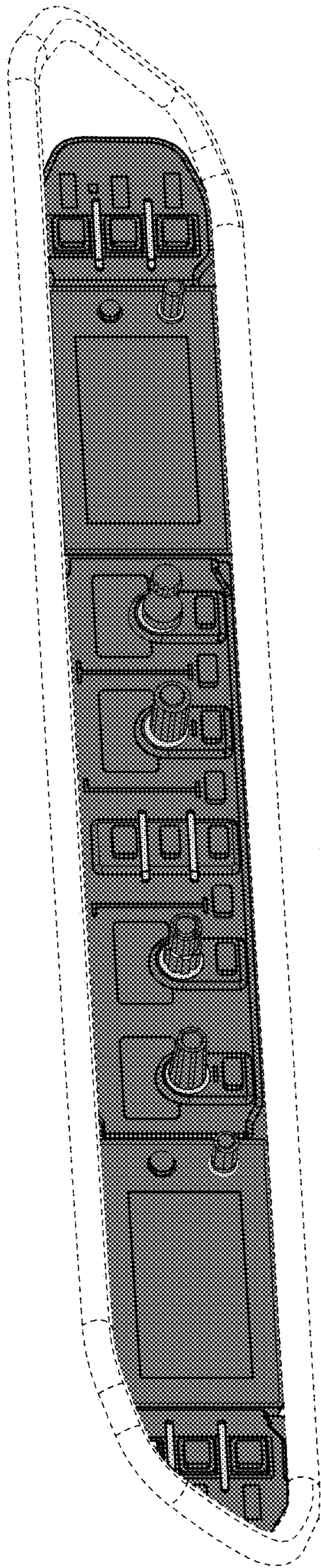


FIG. 3

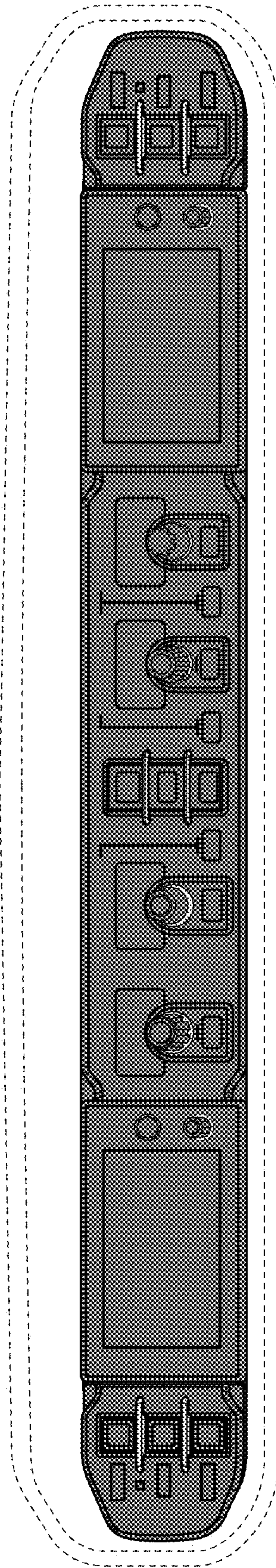


FIG. 4