



US00D920172S

(12) **United States Design Patent**
Wang et al.

(10) **Patent No.:** **US D920,172 S**
(45) **Date of Patent:** **** May 25, 2021**

- (54) **SCOOTER**
- (71) Applicant: **Gogoro Inc.**, Wanchai (HK)
- (72) Inventors: **Sung-Fu Wang**, Taoyuan (TW);
Hsin-Wen Su, Taoyuan (TW);
Chien-Chih Weng, Taoyuan (TW);
Hsi-Wen Chen, Taoyuan (TW);
Ching-Chang Ni, Taoyuan (TW)
- (73) Assignee: **Gogoro Inc.**, Wanchai (HK)
- (**) Term: **15 Years**
- (21) Appl. No.: **29/706,869**
- (22) Filed: **Sep. 24, 2019**
- (51) **LOC (13) Cl.** **12-11**
- (52) **U.S. Cl.**
USPC **D12/117**
- (58) **Field of Classification Search**
USPC D12/110, 111, 114, 117, 118, 159, 160;
D21/432, 538
CPC B62K 11/00; B62K 11/02; B62K 11/04;
B62K 11/10; B62K 17/00; B62K 19/00;
B62K 2202/00; B62K 25/283
See application file for complete search history.

- D514,987 S * 2/2006 Hsiao D12/110
- D527,314 S * 8/2006 Czysz D12/117
- D537,386 S * 2/2007 Mizuta D12/110
- D537,756 S * 3/2007 Kitayama D12/110
- D543,903 S * 6/2007 Kashima D12/110
- D583,717 S * 12/2008 Brown D12/117
- D596,992 S * 7/2009 Yang D12/110
- D602,813 S * 10/2009 Chao D12/110
- D602,815 S * 10/2009 Lin D12/110
- D610,490 S * 2/2010 Wong D12/110
- D622,637 S * 8/2010 Schneider D12/110
- 7,815,005 B2 * 10/2010 Masuda B62K 25/283
180/227
- D629,721 S * 12/2010 Takeno D12/110
- D644,961 S * 9/2011 Watanabe D12/110
- D647,006 S * 10/2011 Hung D12/110
- D654,402 S * 2/2012 Lambri D12/110
- D657,722 S * 4/2012 Lambri D12/110
- D662,860 S * 7/2012 Devernay D12/110
- D664,898 S * 8/2012 Van Hooydonk D12/110

(Continued)

Primary Examiner — Darlington Ly

(74) *Attorney, Agent, or Firm* — Banner & Witcoff, Ltd.

(57) **CLAIM**

The ornamental design for a scooter, as shown and described.

DESCRIPTION

FIG. 1 is a front perspective view of a scooter embodying our new design;
 FIG. 2 is a front elevation view thereof;
 FIG. 3 is a rear elevation view thereof;
 FIG. 4 is a left side elevation view thereof;
 FIG. 5 is a right side elevation view thereof;
 FIG. 6 is a top plan view thereof;
 FIG. 7 is a bottom plan view thereof; and,
 FIG. 8 is a rear perspective view thereof.
 The grayed out portions of the scooter form no part of the claimed design.

1 Claim, 8 Drawing Sheets

- (56) **References Cited**
U.S. PATENT DOCUMENTS
- D253,901 S * 1/1980 Sansom D12/110
- 4,715,465 A * 12/1987 Takahashi B62J 17/00
180/219
- 4,800,980 A * 1/1989 Hideo B62J 7/04
180/225
- D314,166 S * 1/1991 Shively D12/110
- 6,516,910 B2 * 2/2003 Buell B62J 31/00
180/219
- D490,750 S * 6/2004 Hoshino D12/110
- D503,363 S * 3/2005 Alsop D12/117
- D509,462 S * 9/2005 Ford D12/117



(56)

References Cited

U.S. PATENT DOCUMENTS

D669,396	S	*	10/2012	Sawatsutipan	D12/110
D670,205	S	*	11/2012	Takakuwa	D12/110
D673,882	S	*	1/2013	Tartarini	D12/110
D678,128	S	*	3/2013	Lambri	D12/110
D678,129	S	*	3/2013	Kubota	D12/110
D680,911	S	*	4/2013	Wu	D12/110
D726,076	S	*	4/2015	Arai	D12/110
D729,124	S	*	5/2015	Lambri	D12/110
D729,699	S	*	5/2015	Lambri	D12/110
D730,246	S	*	5/2015	Tateishi	D12/110
D735,084	S	*	7/2015	Lambri	D12/110
D742,791	S	*	11/2015	Sanderson	D12/110
D761,699	S	*	7/2016	Watanabe	D12/110
9,457,869	B2	*	10/2016	Kashiwai	B62H 1/02
9,580,132	B2	*	2/2017	Yamamoto	B62K 21/02
9,592,878	B2	*	3/2017	Huang	B62H 5/02
D794,510	S	*	8/2017	Luke	D12/110
D806,610	S	*	1/2018	Su	D12/110
D814,362	S	*	4/2018	Mori	D12/114
D819,500	S	*	6/2018	Singh	D12/110
D826,100	S	*	8/2018	Milosevic	D12/110
D856,853	S	*	8/2019	Luke	D12/110
D874,984	S	*	2/2020	Luke	D12/110
D887,310	S	*	6/2020	McGinley	D12/117
D899,974	S	*	10/2020	Atahi	D12/110

* cited by examiner



Fig .1

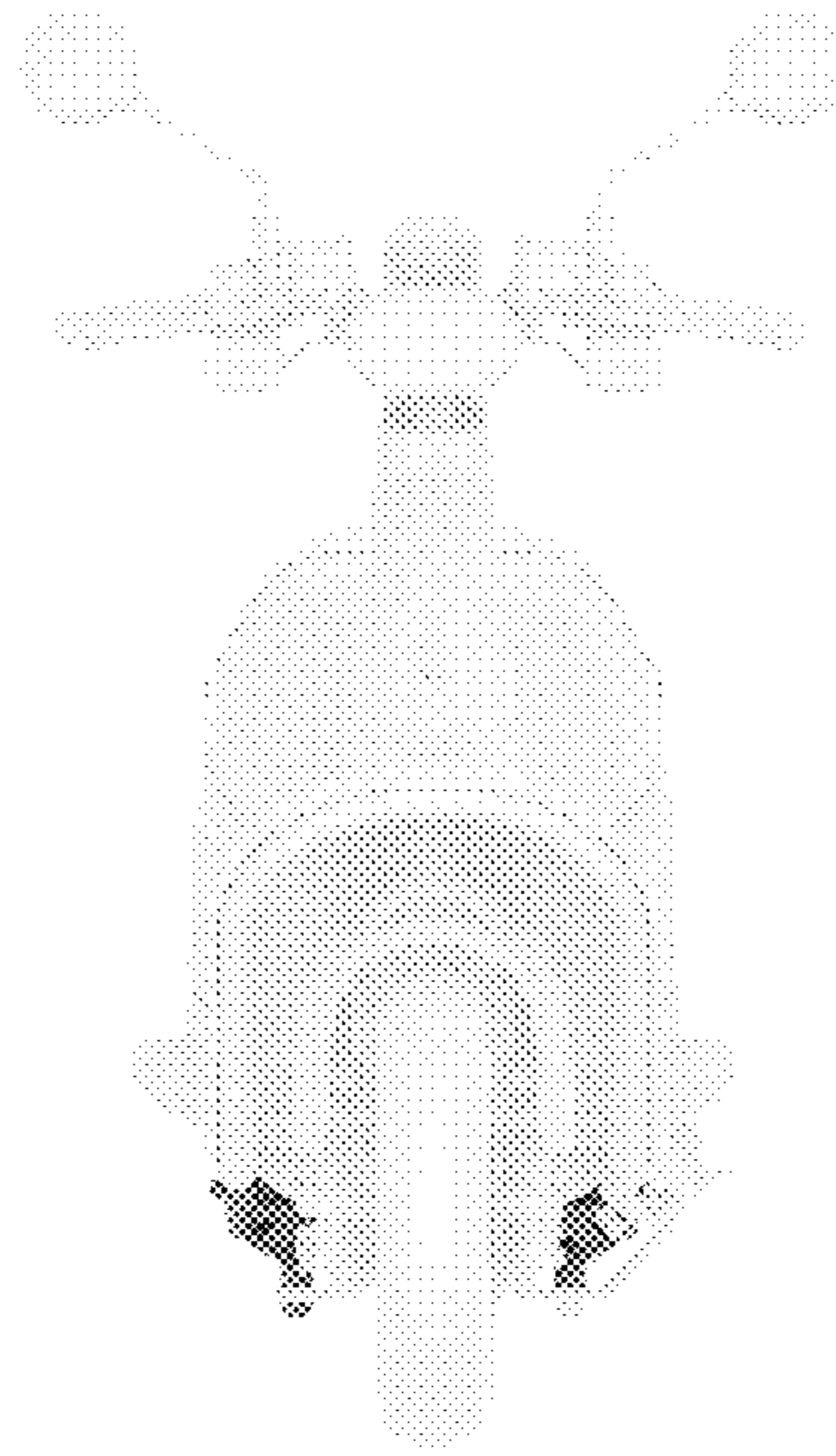


Fig. 2

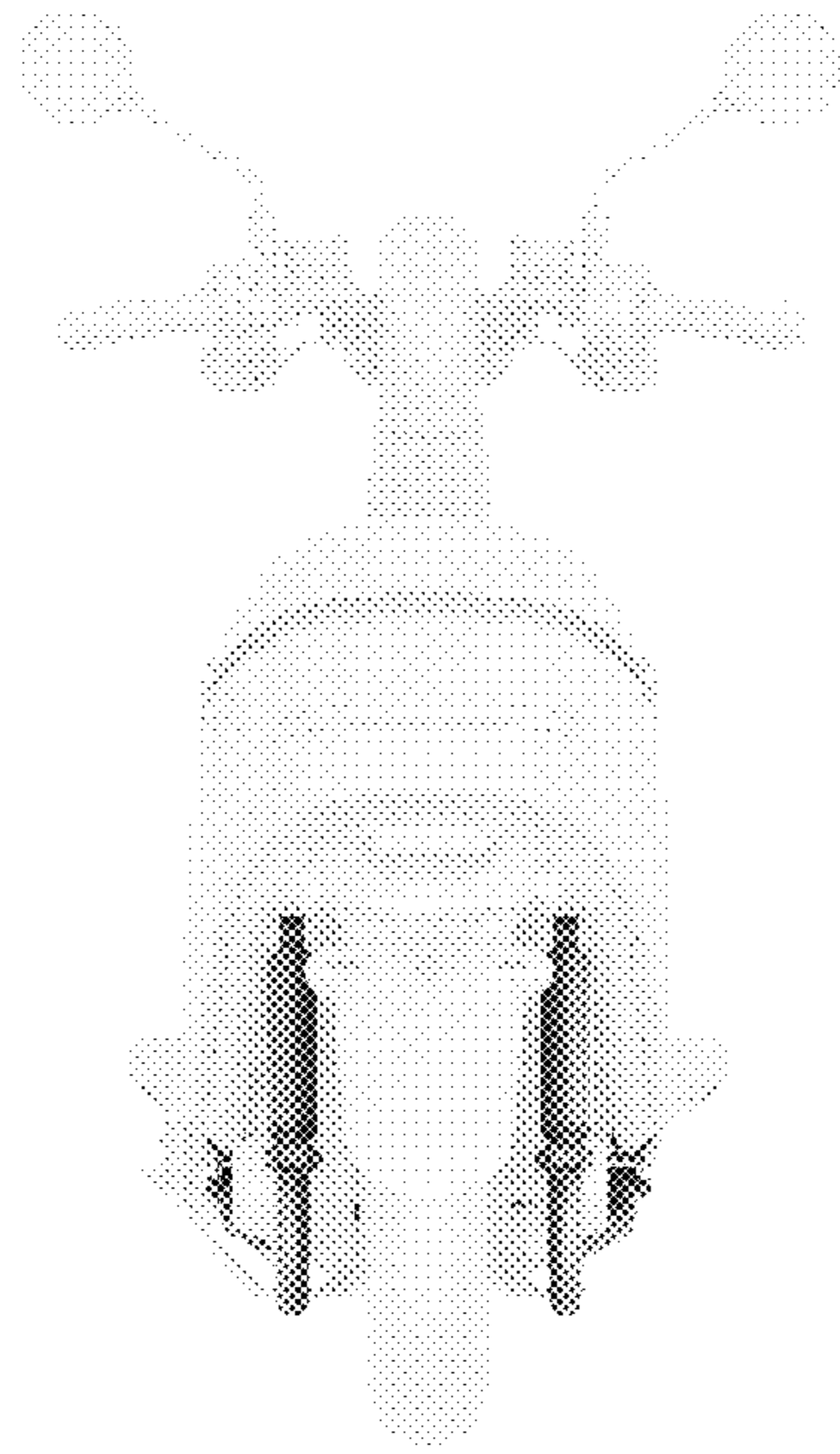


Fig. 3




Fig. 4




Fig. 5

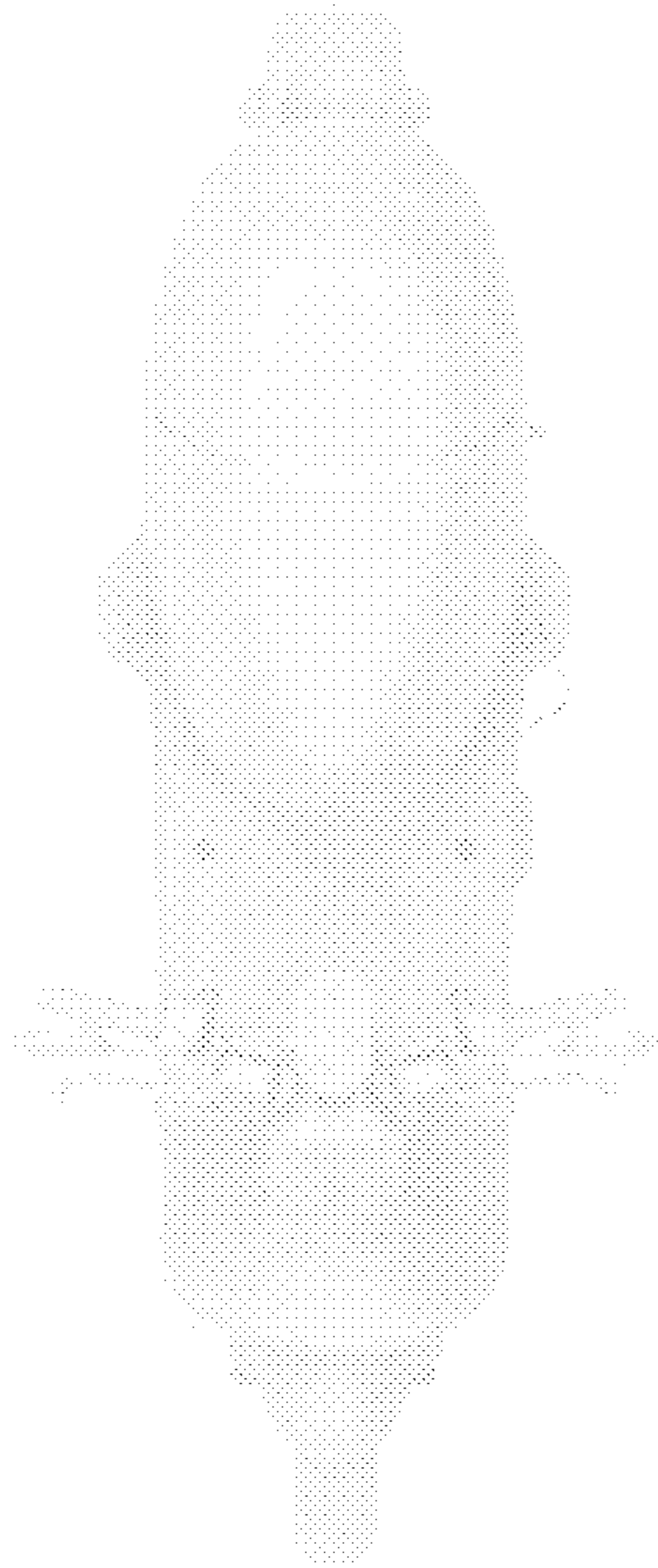


Fig. 6

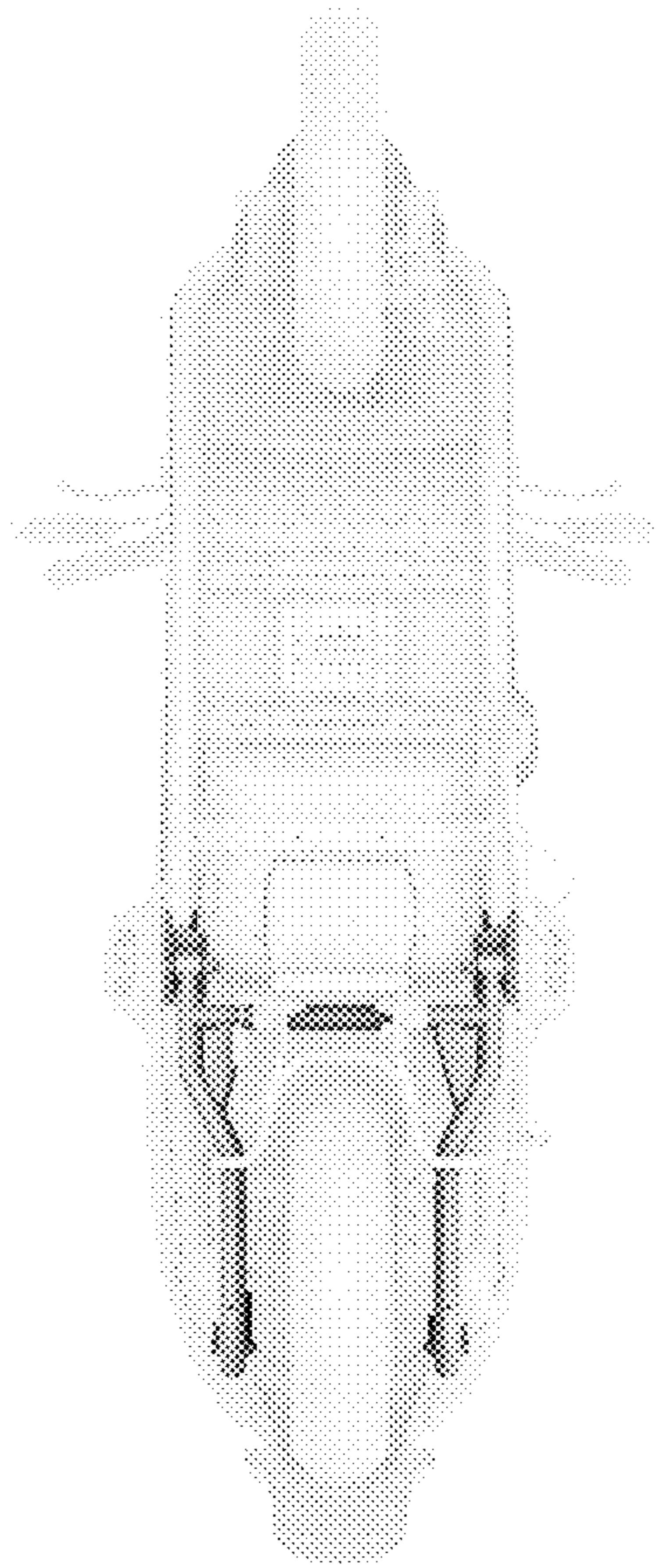


Fig. 7



Fig. 8