



US00D920122S

(12) **United States Design Patent**
Bilodeau

(10) **Patent No.:** **US D920,122 S**

(45) **Date of Patent:** **** May 25, 2021**

(54) **BOTTLE**

(71) Applicant: **Cooperative Citadelle**, Plessisville (CA)

(72) Inventor: **Luc Bilodeau**, Plessisville (CA)

(73) Assignee: **Cooperative Citadelle**, Plessisville (CA)

(**) Term: **15 Years**

(21) Appl. No.: **29/673,176**

(22) Filed: **Dec. 12, 2018**

(51) **LOC (13) Cl.** **09-01**

(52) **U.S. Cl.**

USPC **D9/531**; D9/543; D9/574

(58) **Field of Classification Search**

USPC D9/522, 531, 540, 516, 565, 542, 520,
D9/552, 538, 557, 560, 543, 528, 556,
D9/574, 541, 575, 545, 454, 559, 502;
215/382, 384, 396

CPC B65D 1/0223; B65D 2501/0036; B65D
2501/0081; B65D 79/005; B65D 23/102;
B65D 2501/0027; B65D 2501/0018;
B65D 1/44; B65D 23/10; B65D
2501/0045

See application file for complete search history.

(56) **References Cited**

U.S. PATENT DOCUMENTS

D313,930 S *	1/1991	Martin	D9/502
D398,539 S *	9/1998	Guislain	D9/542
D400,794 S *	11/1998	Takeuchi	D9/532
D411,803 S *	7/1999	Guertin	D9/520
D412,119 S *	7/1999	Guertin	D9/520

D412,849 S *	8/1999	Fuquen	D9/542
D421,721 S *	3/2000	Guertin	D9/520
D517,918 S *	3/2006	Colloud	D9/502
D611,345 S *	3/2010	Bangi	D9/502
D623,950 S *	9/2010	Eugui	D9/516
D655,179 S *	3/2012	Kraft	D9/560
D655,180 S *	3/2012	Kraft	D9/560
D655,181 S *	3/2012	Kraft	D9/560
D655,182 S *	3/2012	Kraft	D9/560
D753,504 S *	4/2016	Miller	D9/565
D773,309 S *	12/2016	Guercio	D9/531
D784,142 S *	4/2017	Blin	D9/520
D846,991 S *	4/2019	Moliner	D9/536
D872,582 S *	1/2020	DiPippa	D9/538
D887,847 S *	6/2020	Thibault	D9/531
D888,566 S *	6/2020	Thibault	D9/531

* cited by examiner

Primary Examiner — Brett Miller

Assistant Examiner — Rani J Abdallah

(74) *Attorney, Agent, or Firm* — Wiggin and Dana LLP;
Gregory S. Rosenblatt; Rikesh P. Patel

(57) **CLAIM**

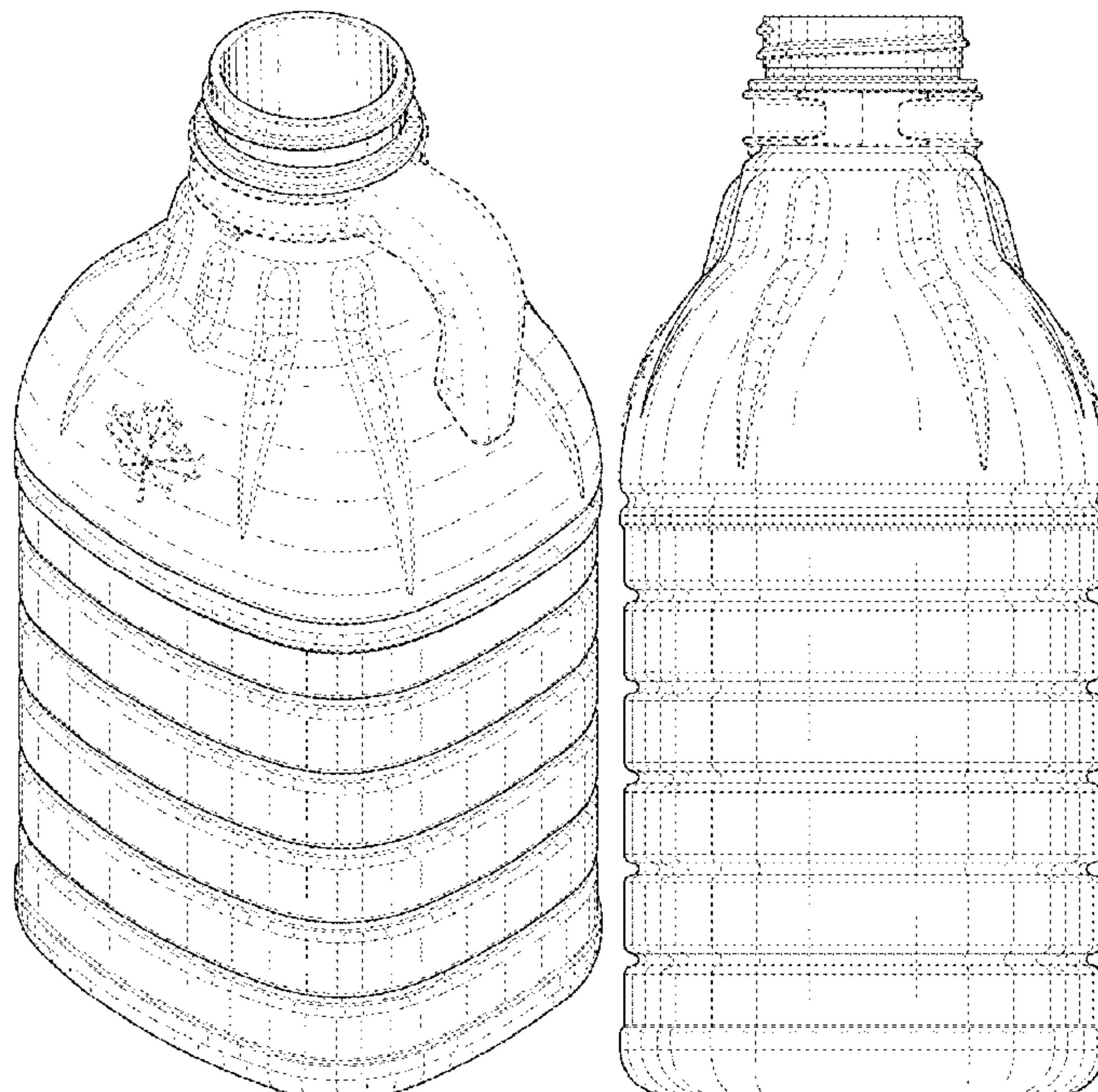
The ornamental design for a bottle, as shown and described.

DESCRIPTION

FIG. 1 is a front, top, right, perspective view of a bottle;
FIG. 2 is a left side elevation view of the bottle of FIG. 1;
FIG. 3 is a right side elevation view of the bottle of FIG. 1;
FIG. 4 is a rear elevation view of the bottle of FIG. 1;
FIG. 5 is a front elevation view of the bottle of FIG. 1;
FIG. 6 is a top plan view of the bottle of FIG. 1; and,
FIG. 7 is a bottom view of the bottle of FIG. 1.

The broken lines shown throughout the drawings are for illustrative purposes only and form no part of the claimed design.

1 Claim, 6 Drawing Sheets



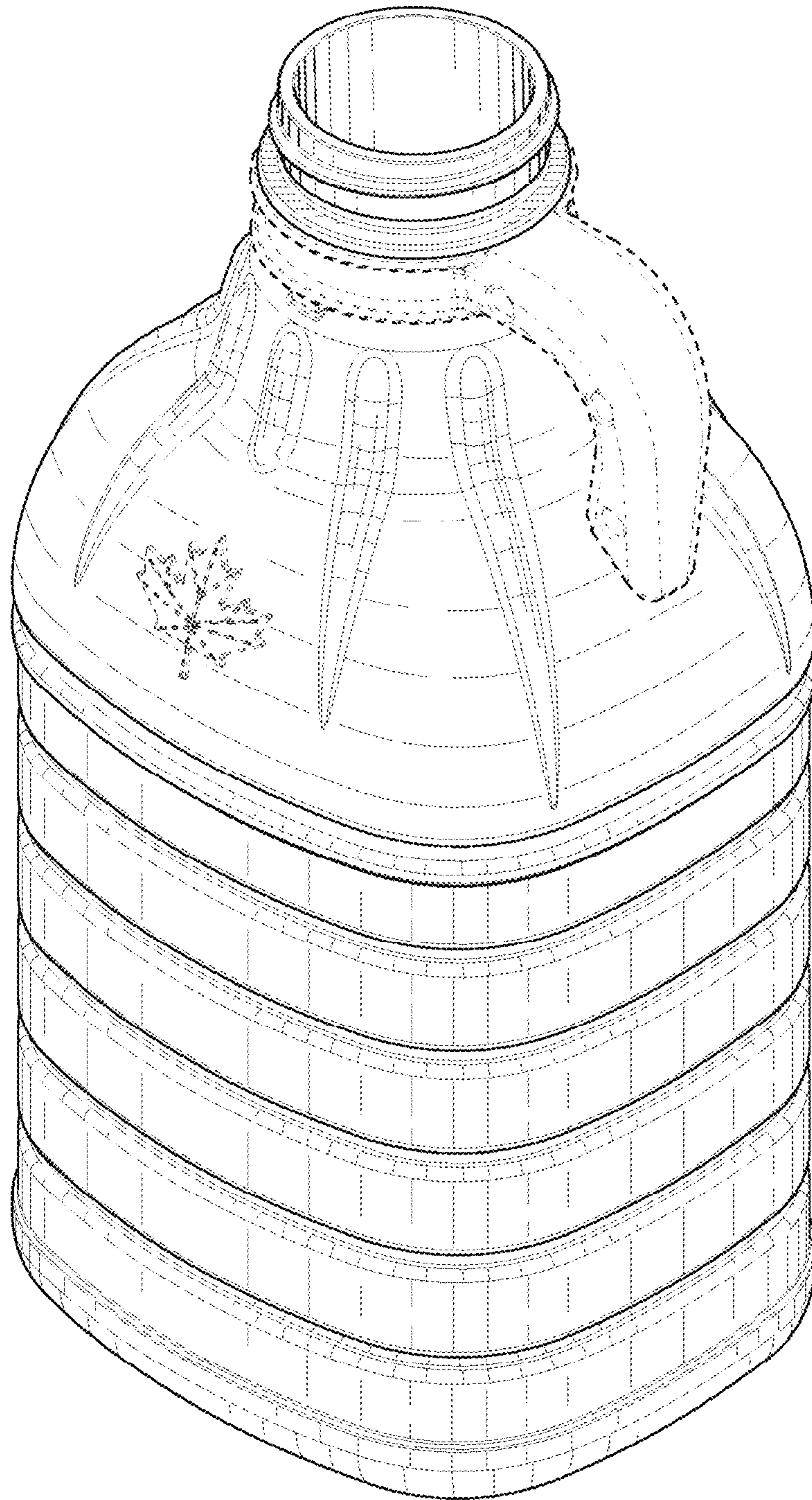


FIG. 1

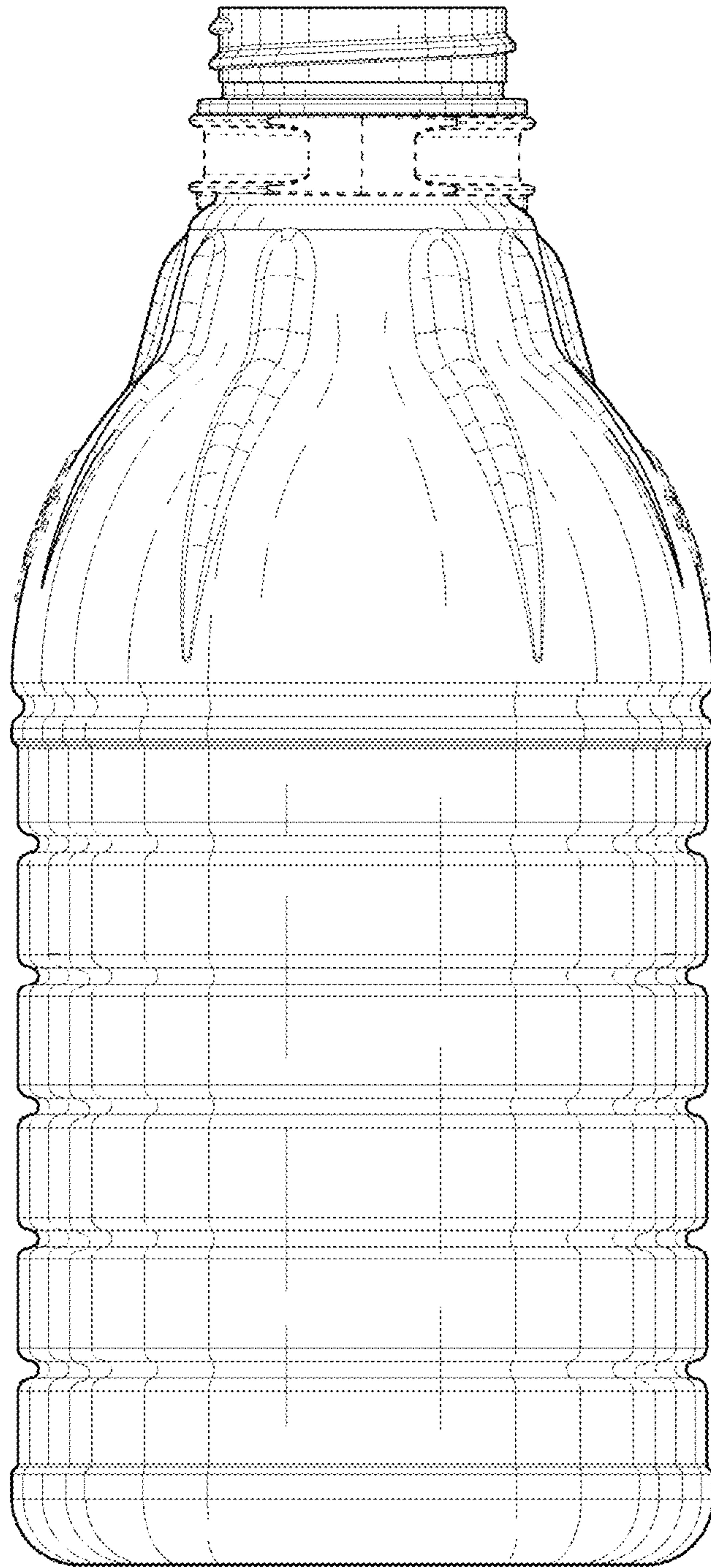


FIG. 2

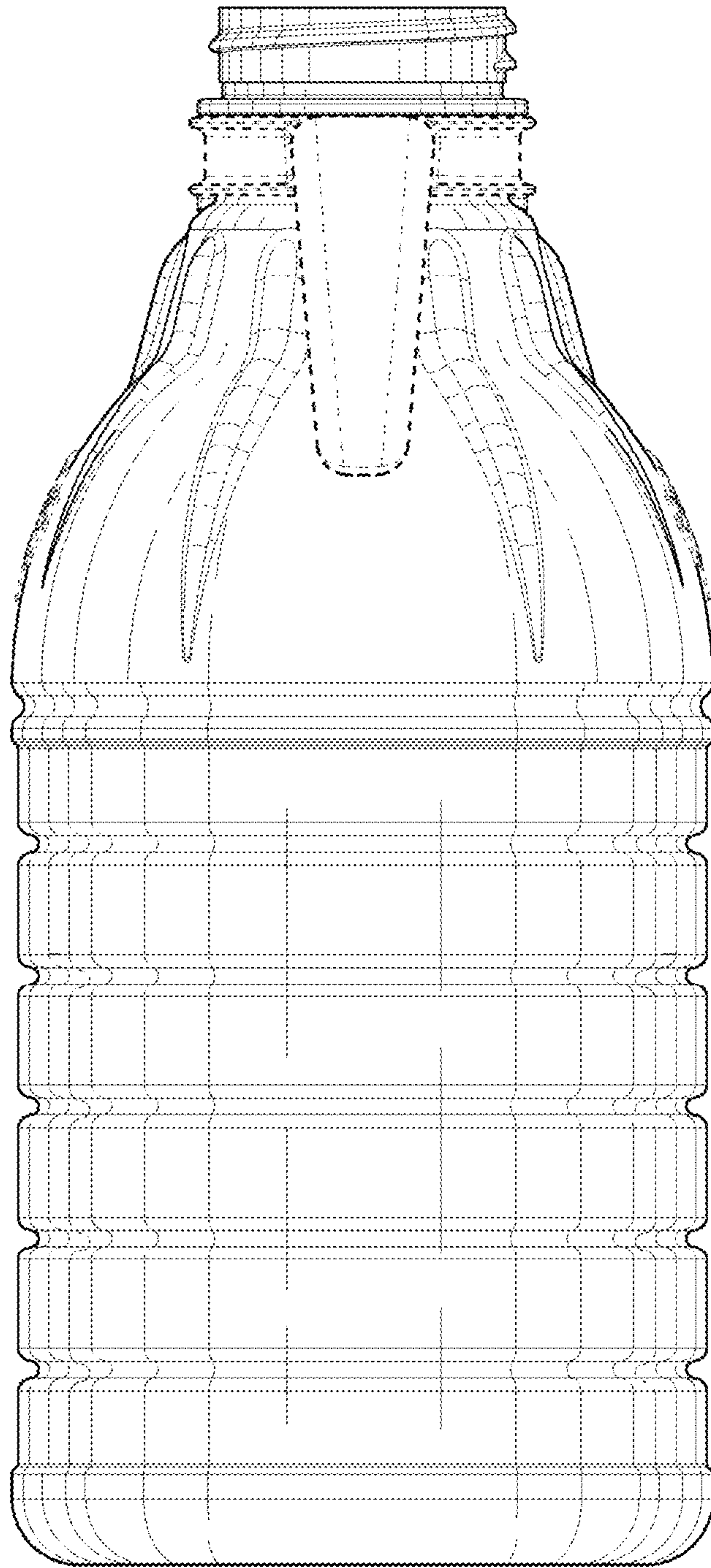


FIG. 3




FIG. 4

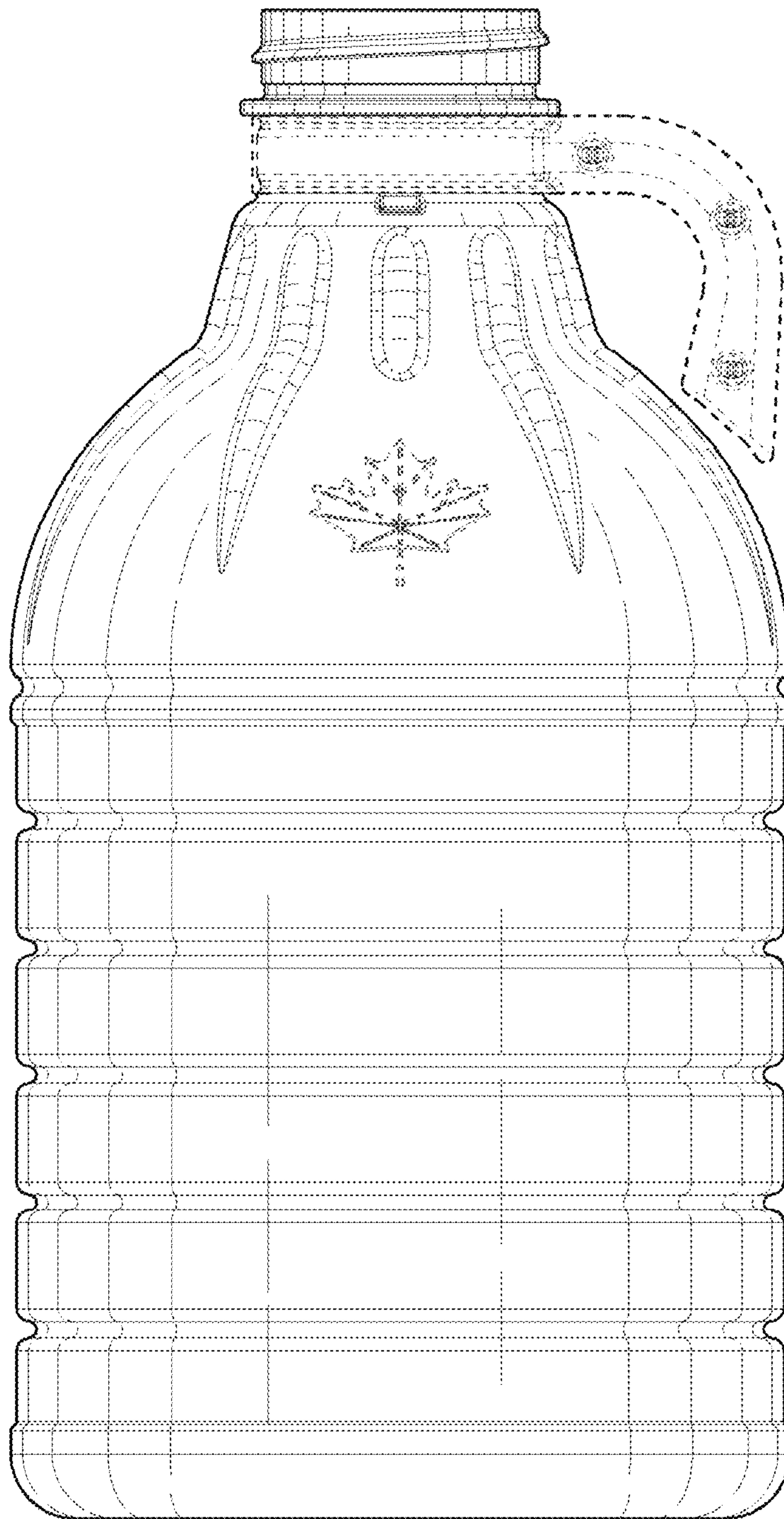


FIG. 5

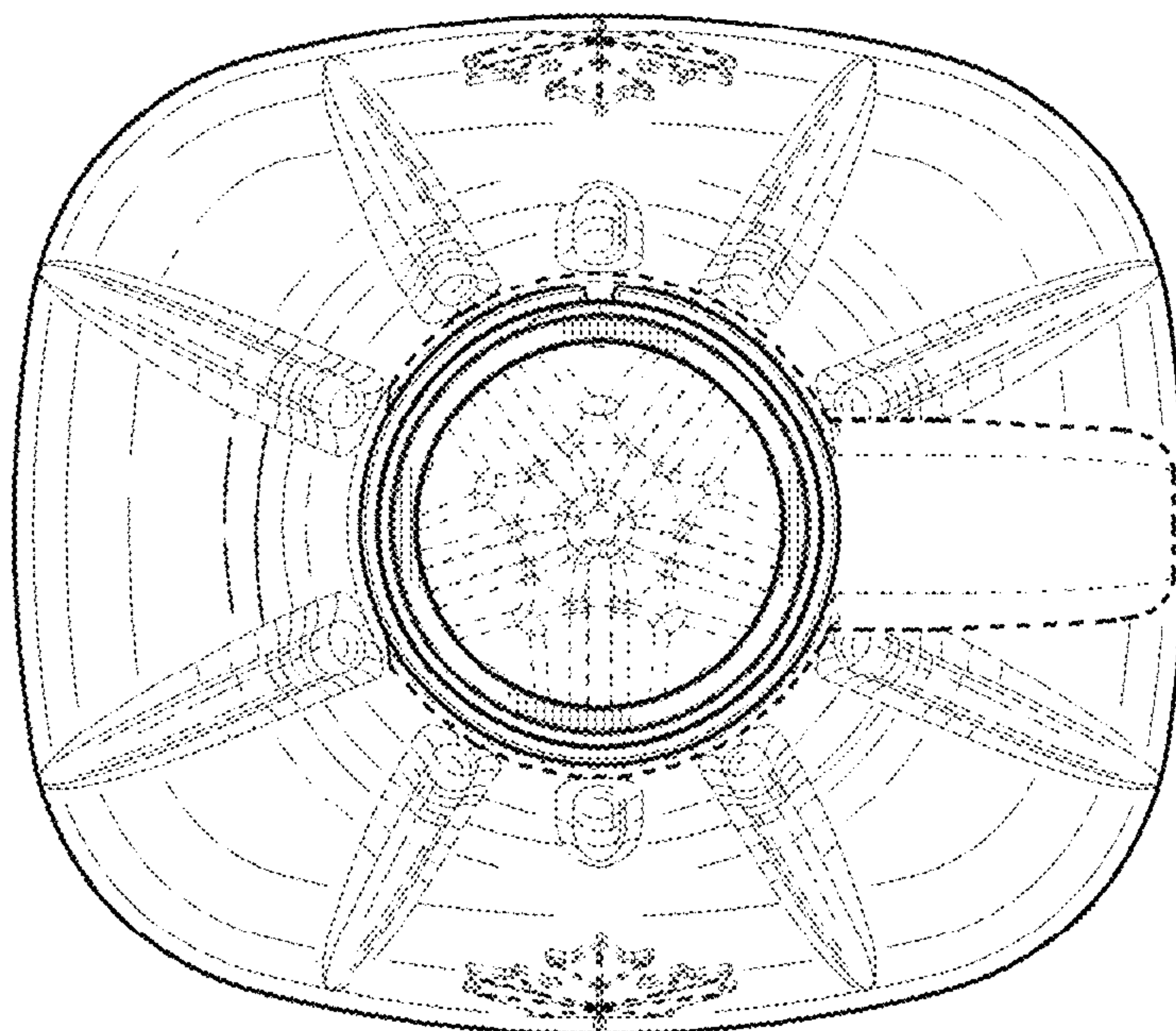


FIG. 6

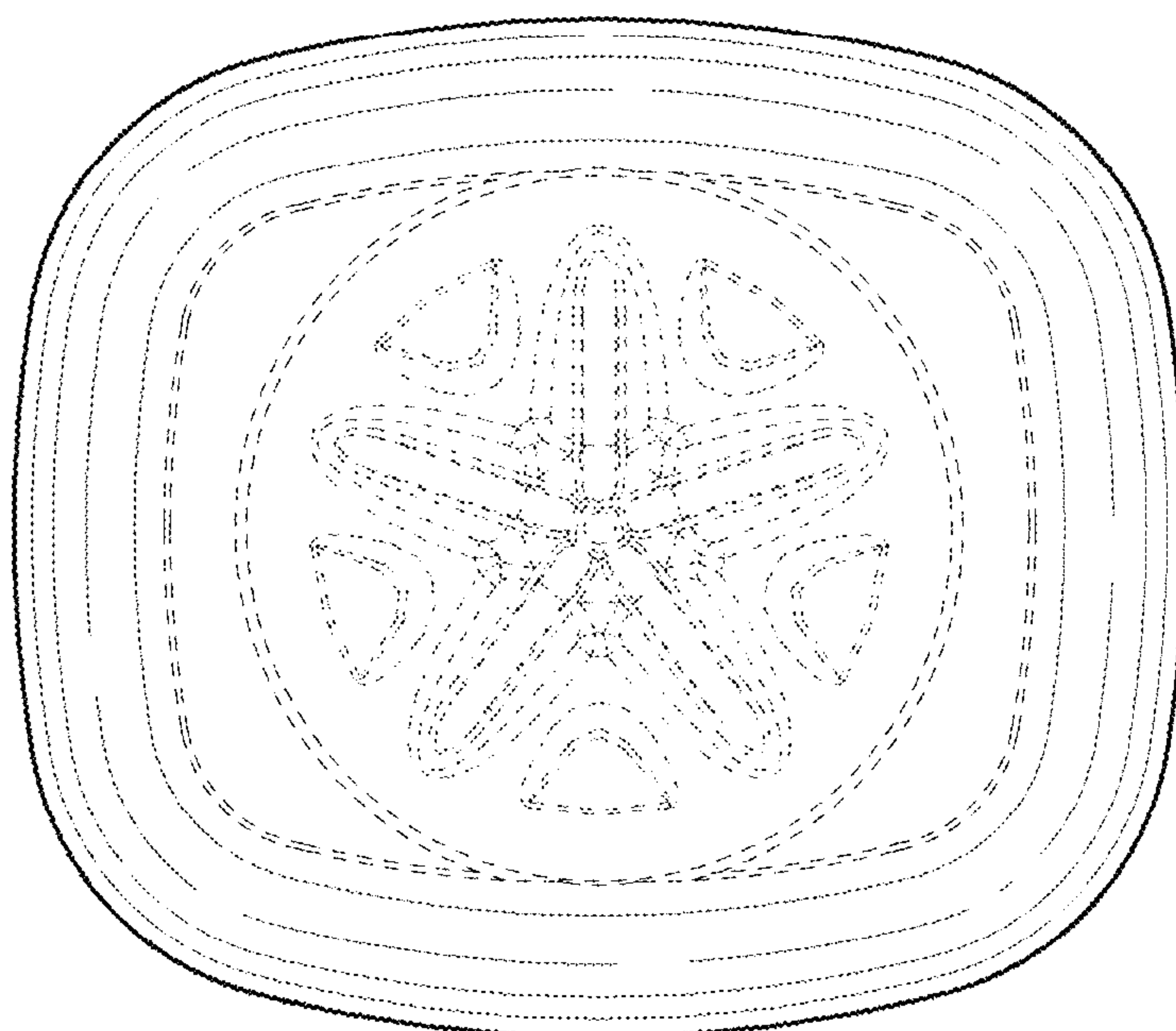


FIG. 7