



US00D920105S

(12) **United States Design Patent**
Partsch, IV

(10) **Patent No.:** **US D920,105 S**

(45) **Date of Patent:** **** May 25, 2021**

- (54) **HYGIENE RINSE CAP**
- (71) Applicant: **George J. Partsch, IV**, Brea, CA (US)
- (72) Inventor: **George J. Partsch, IV**, Brea, CA (US)
- (**) Term: **15 Years**
- (21) Appl. No.: **29/710,326**
- (22) Filed: **Oct. 22, 2019**
- (51) **LOC (13) Cl.** **09-07**
- (52) **U.S. Cl.**
USPC **D9/447; D9/453**
- (58) **Field of Classification Search**
USPC D9/434, 435, 439, 440, 442-450,
D9/452-457, 499, 503-505, 682, 685,
D9/686; D7/387, 391, 392, 392.1, 396.1,
D7/396.2, 507, 509-511, 538, 900;
D3/202, 203.2, 294, 318; D28/91, 91.1;
D24/108, 111, 112; D23/213, 223
CPC .. A61J 1/00; A61J 1/1412; B65D 1/00; B65D
1/02; B65D 1/10; B65D 1/46; B65D
5/46; B65D 41/00; B65D 41/38; B65D
41/56; B65D 41/62; B65D 47/00; B65D
47/06; B65D 47/08; B65D 2251/00;
B65D 2543/00046; B65D 2543/00092;
B65D 2543/00296
See application file for complete search history.

(56) **References Cited**
U.S. PATENT DOCUMENTS

D93,864 S *	11/1934	Bitner	D7/392
D105,256 S *	7/1937	Amrine	D9/443
D108,945 S *	3/1938	Hart	D7/392
D139,762 S *	12/1944	Mudge	D9/447
D160,491 S *	10/1950	Goldman	D9/447
3,300,075 A *	1/1967	Dahl	B65D 51/242 D9/436

D226,945 S *	5/1973	Burkhardt	D9/447
D231,639 S *	5/1974	Gambello	D24/111
D238,340 S *	1/1976	Parker	D23/213
D263,933 S *	4/1982	Jones	D9/452
D271,858 S *	12/1983	Martin	D9/447
5,188,251 A *	2/1993	Kusz	A61J 7/04 116/308
D361,469 S *	8/1995	Young	D7/392.1
D419,029 S *	1/2000	Randolph	D7/392
D440,495 S *	4/2001	Hathaway	D9/452
D530,009 S *	10/2006	Lyman	D24/108
D560,495 S *	1/2008	Mettler	D9/504
D634,196 S *	3/2011	Giraud	D9/453
D692,270 S *	10/2013	Lapsker	D9/447
D778,160 S *	2/2017	Orset	D9/435
D789,201 S *	6/2017	Yu	D9/453
D817,090 S *	5/2018	Bogazzi	D9/443
D848,844 S *	5/2019	Byron	D9/454
D858,872 S *	9/2019	White	D27/186

(Continued)

Primary Examiner — Wendy L Arminio
(74) *Attorney, Agent, or Firm* — WPAT Law, P.C.;
Anthony King

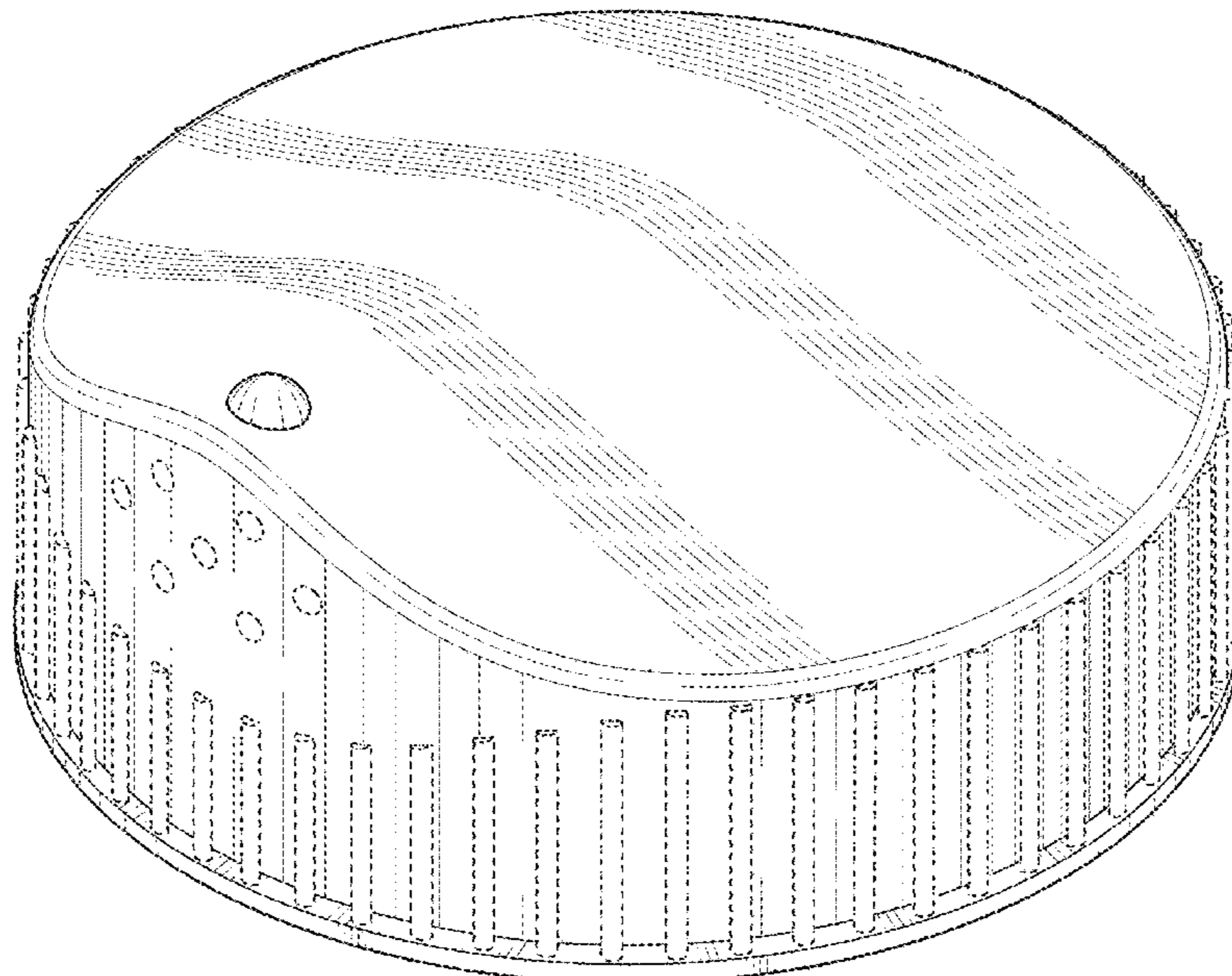
(57) **CLAIM**

The ornamental design for a hygiene rinse cap, as shown and described.

DESCRIPTION

FIG. 1 is a perspective view of the hygiene rinse cap;
FIG. 2 is a right side view of the hygiene rinse cap of FIG. 1;
FIG. 3 is a left side view of the hygiene rinse cap of FIG. 1;
FIG. 4 is a front view of the hygiene rinse cap of FIG. 1;
FIG. 5 is a back view of the hygiene rinse cap of FIG. 1;
FIG. 6 is a top view of the hygiene rinse cap of FIG. 1; and,
FIG. 7 is a bottom view of the hygiene rinse cap of FIG. 1.
The broken lines depict portions of the hygiene rinse cap that form no part of the claimed design.

1 Claim, 7 Drawing Sheets



(56)

References Cited

U.S. PATENT DOCUMENTS

2010/0102094 A1* 4/2010 Rice B65D 41/04
141/18
2019/0144169 A1* 5/2019 Byron 215/316

* cited by examiner

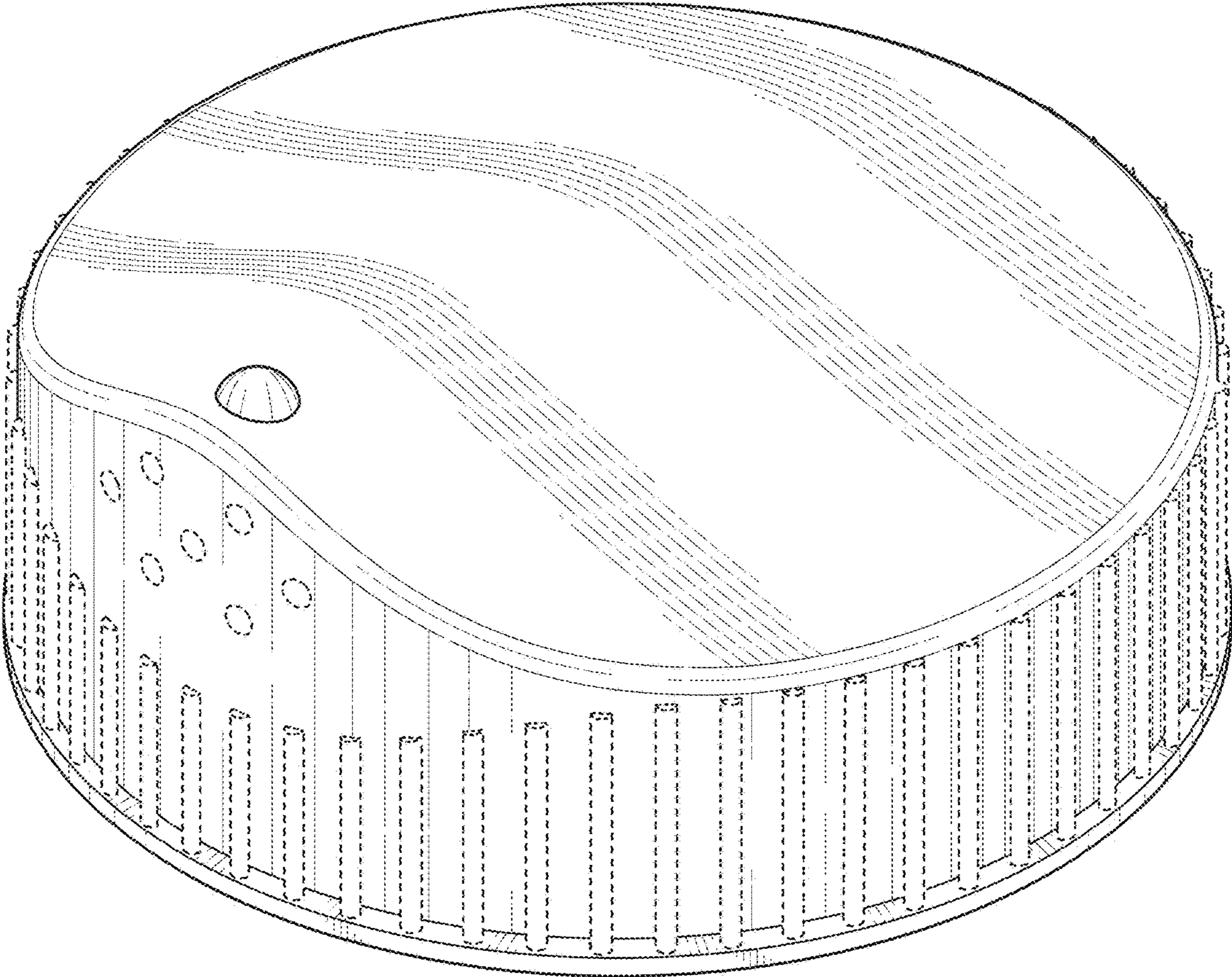


FIG. 1

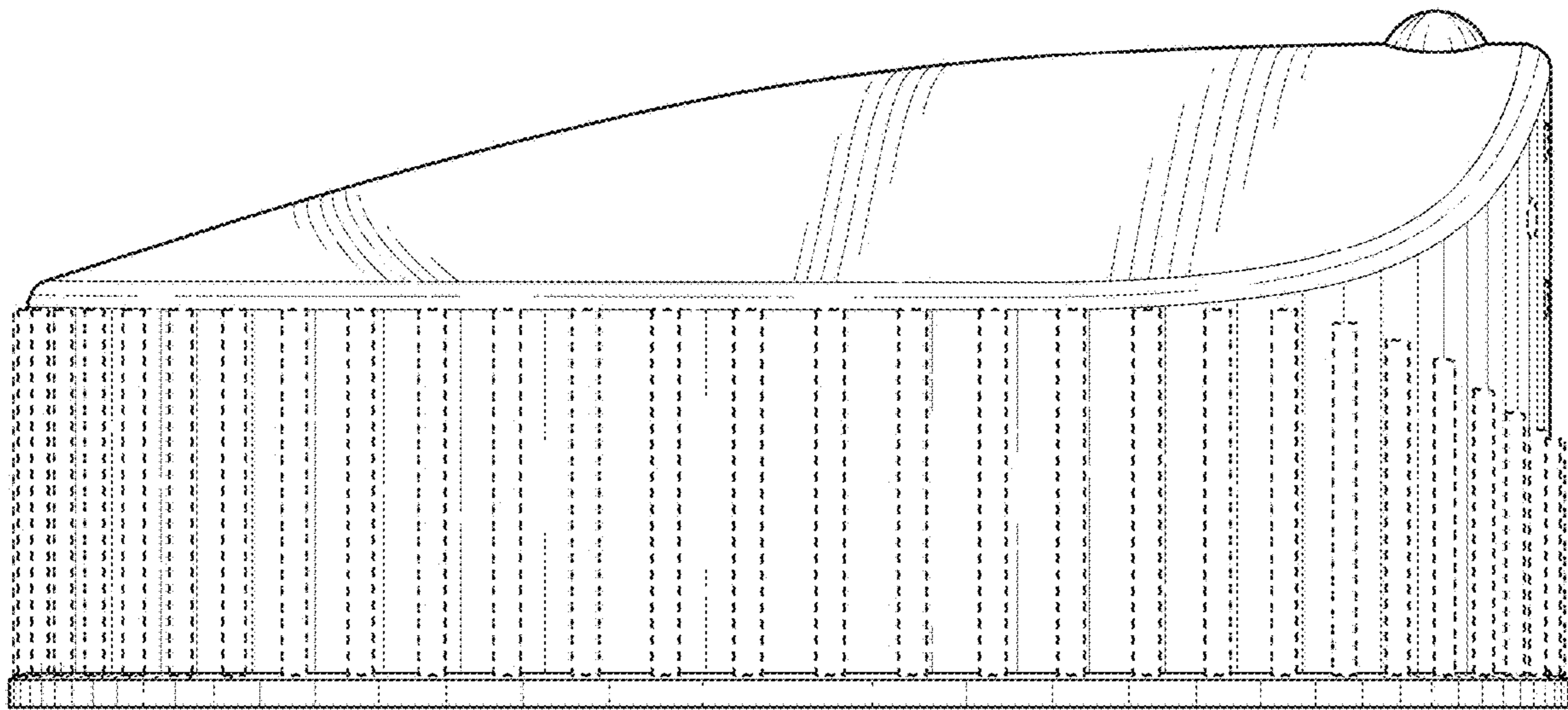


FIG. 2

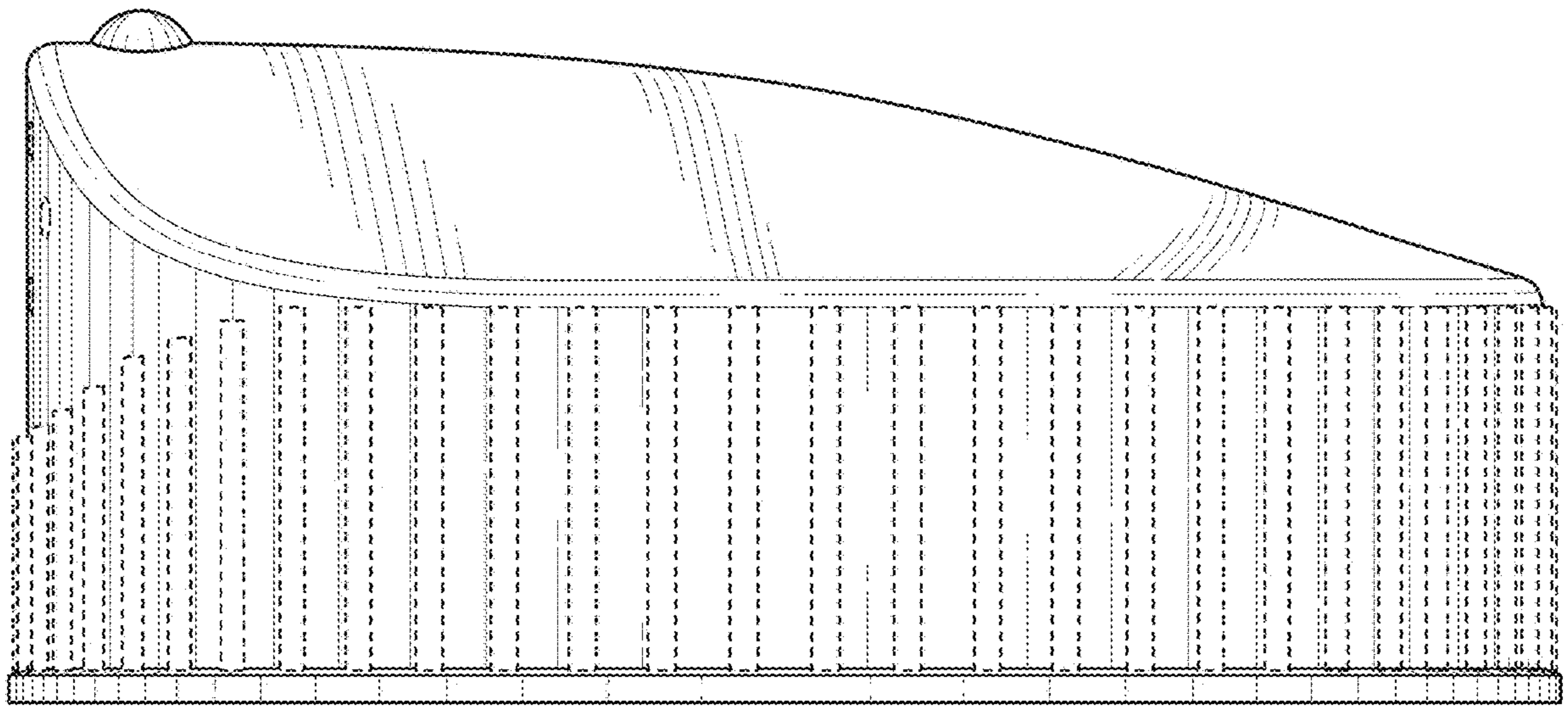


FIG. 3

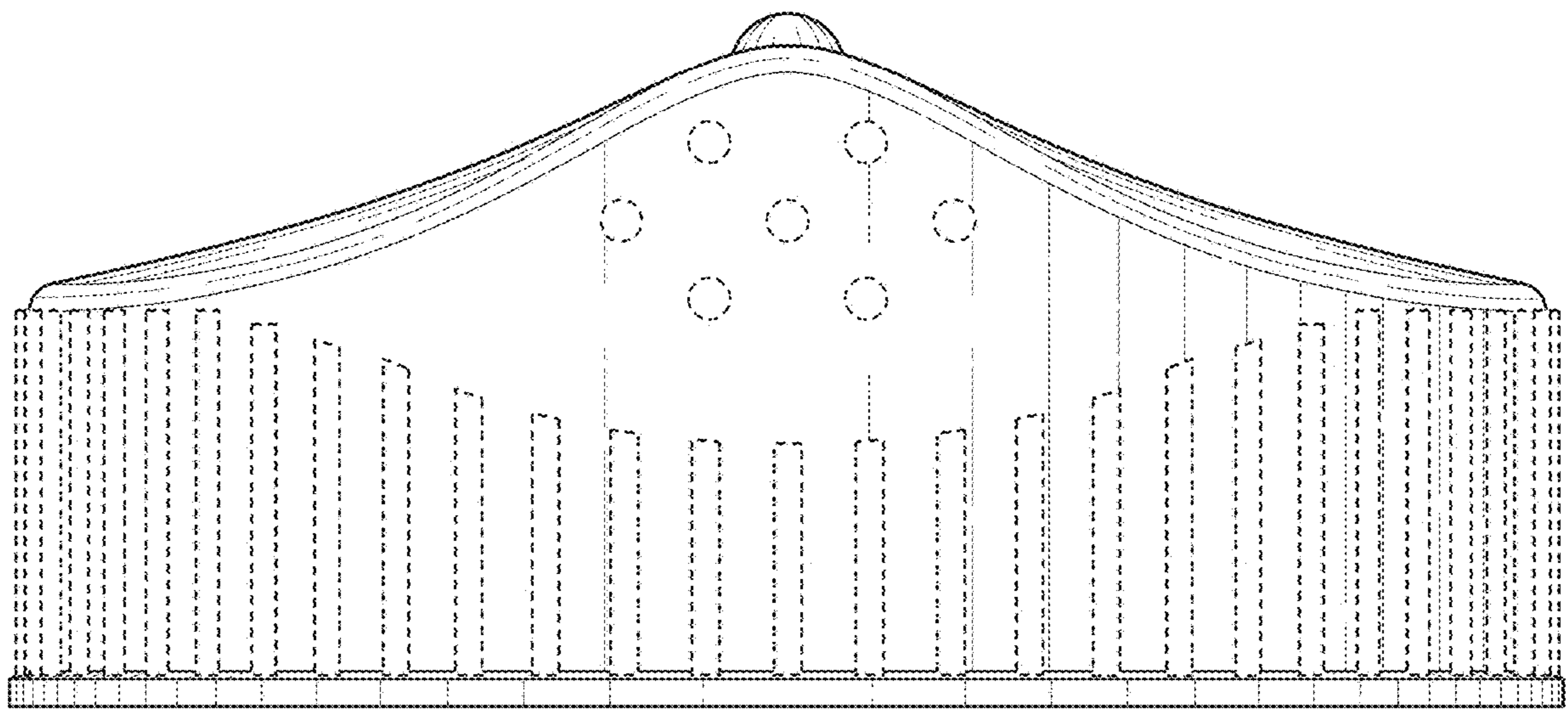


FIG. 4

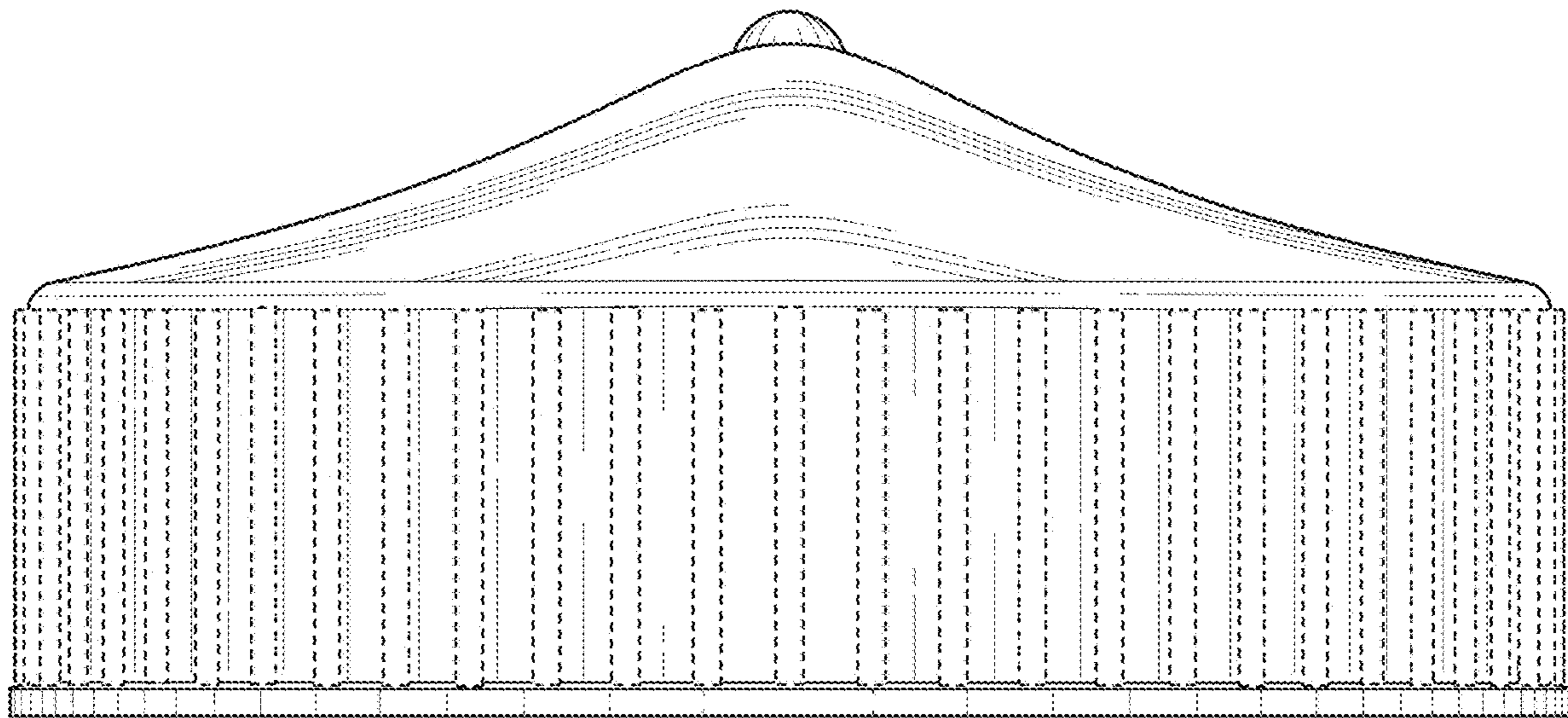


FIG. 5

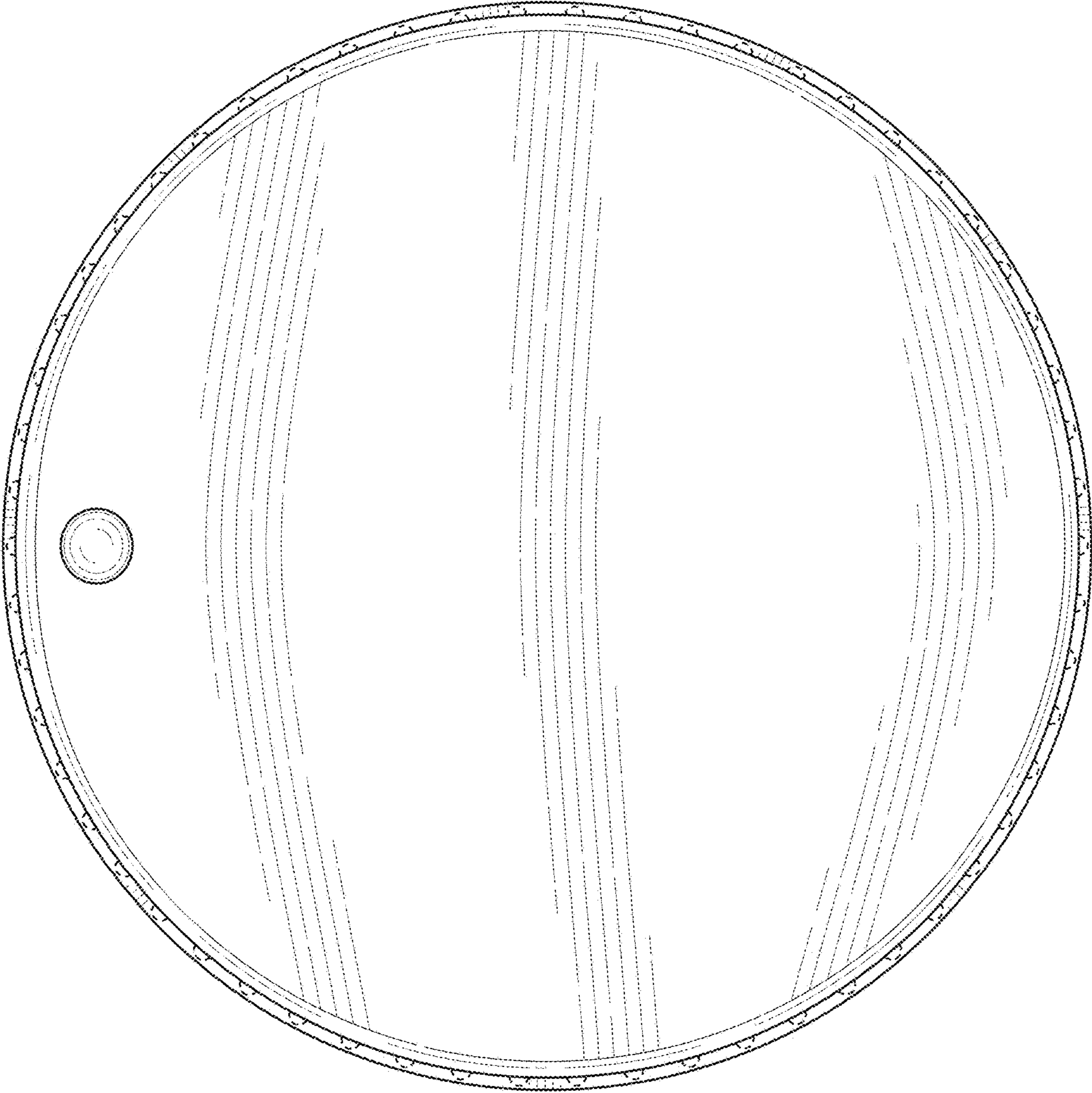


FIG. 6

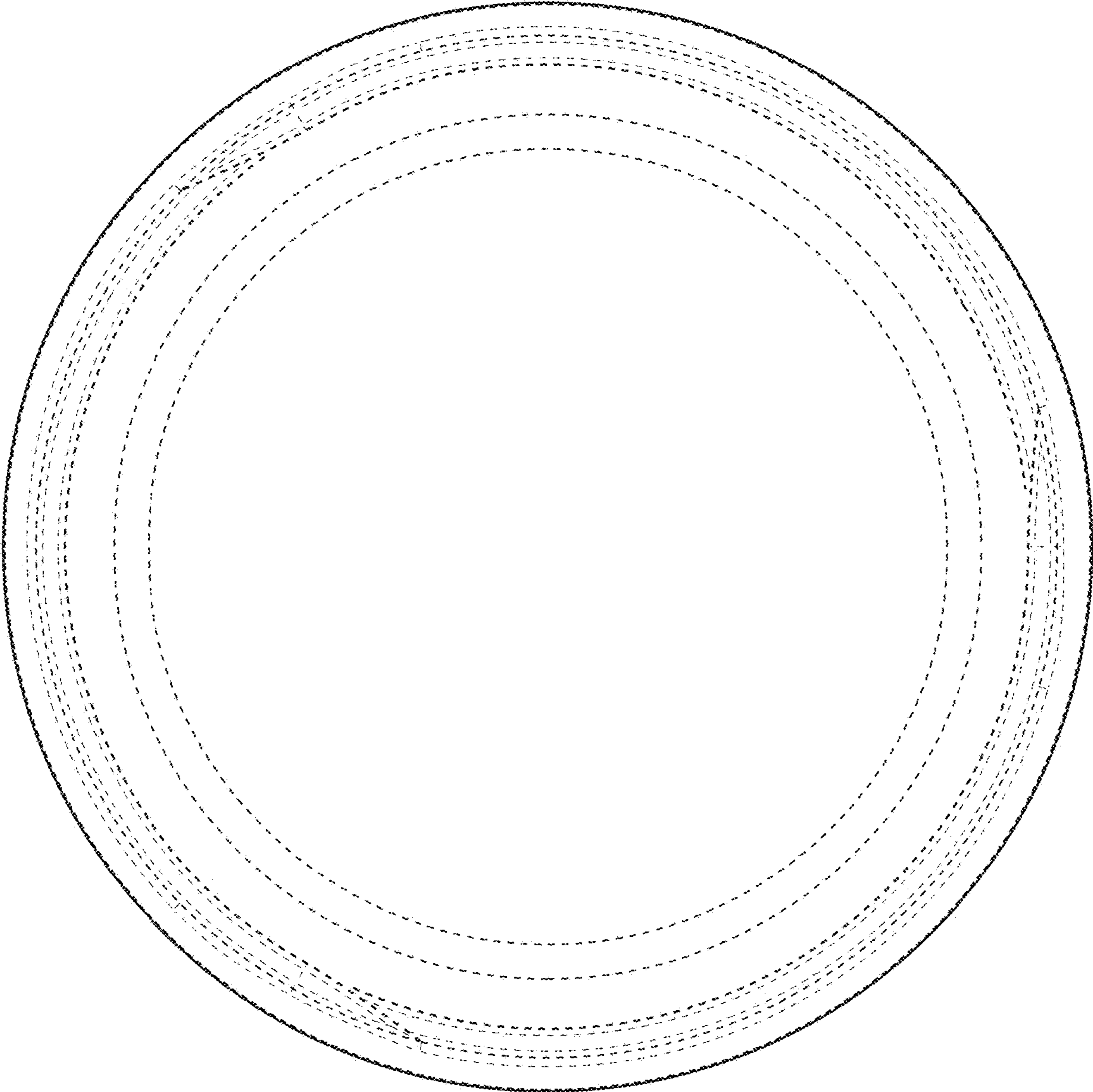


FIG. 7