



US00D920096S

(12) **United States Design Patent**  
**Huang**

(10) **Patent No.:** **US D920,096 S**

(45) **Date of Patent:** **\*\* May 25, 2021**

(54) **CONTAINER**

(71) Applicant: **Jun Tao Huang**, Castro Valley, CA  
(US)

(72) Inventor: **Jun Tao Huang**, Castro Valley, CA  
(US)

(\*\*) Term: **15 Years**

(21) Appl. No.: **29/700,592**

(22) Filed: **Aug. 2, 2019**

(51) **LOC (13) Cl.** ..... **09-03**

(52) **U.S. Cl.**  
USPC ..... **D9/426**

(58) **Field of Classification Search**  
USPC ..... D7/400, 601, 608; D9/416, 417, 420,  
D9/425-429, 430, 432, 761; 206/499,  
206/501, 502, 821; 220/625, 656, 669,  
220/670, 674; 229/123.1, 123.2, 125.33,  
229/125.35, 400-407, 915, 939  
CPC . B65D 1/26; B65D 1/40; B65D 5/243; B65D  
81/3453; B65D 2581/34; B65D  
2581/3404; B65D 2581/3456  
See application file for complete search history.

D668,537 S	10/2012	Sanfilippo	
D668,950 S	10/2012	Sanfilippo	
D675,517 S	2/2013	Garza	
D680,860 S	4/2013	Schulter et al.	
D681,447 S	5/2013	Schulter et al.	
D683,623 S *	6/2013	Chen .....	D9/426
D686,064 S	7/2013	Garza	
D694,619 S	12/2013	Pham et al.	
D697,795 S *	1/2014	Garza .....	D9/425
9,120,595 B2	9/2015	Chou	
9,132,942 B2	9/2015	Nikaein	
9,187,209 B1	11/2015	Hanna et al.	
D749,412 S *	2/2016	Hu .....	D9/426
D752,430 S	3/2016	Stevenson et al.	
D756,770 S	5/2016	Snedden et al.	
D764,276 S	8/2016	Das et al.	
D778,115 S	2/2017	Strachan	
D778,155 S	2/2017	Strachan	
D778,722 S	2/2017	Strachan	
D792,160 S	7/2017	Ng	
D792,161 S	7/2017	Ng	
D793,811 S	8/2017	Ng	

(Continued)

Primary Examiner — Janice Patyk  
(74) Attorney, Agent, or Firm — Fulwider Patton LLP

(57) **CLAIM**

The ornamental design for a container, as shown and described.

(56) **References Cited**

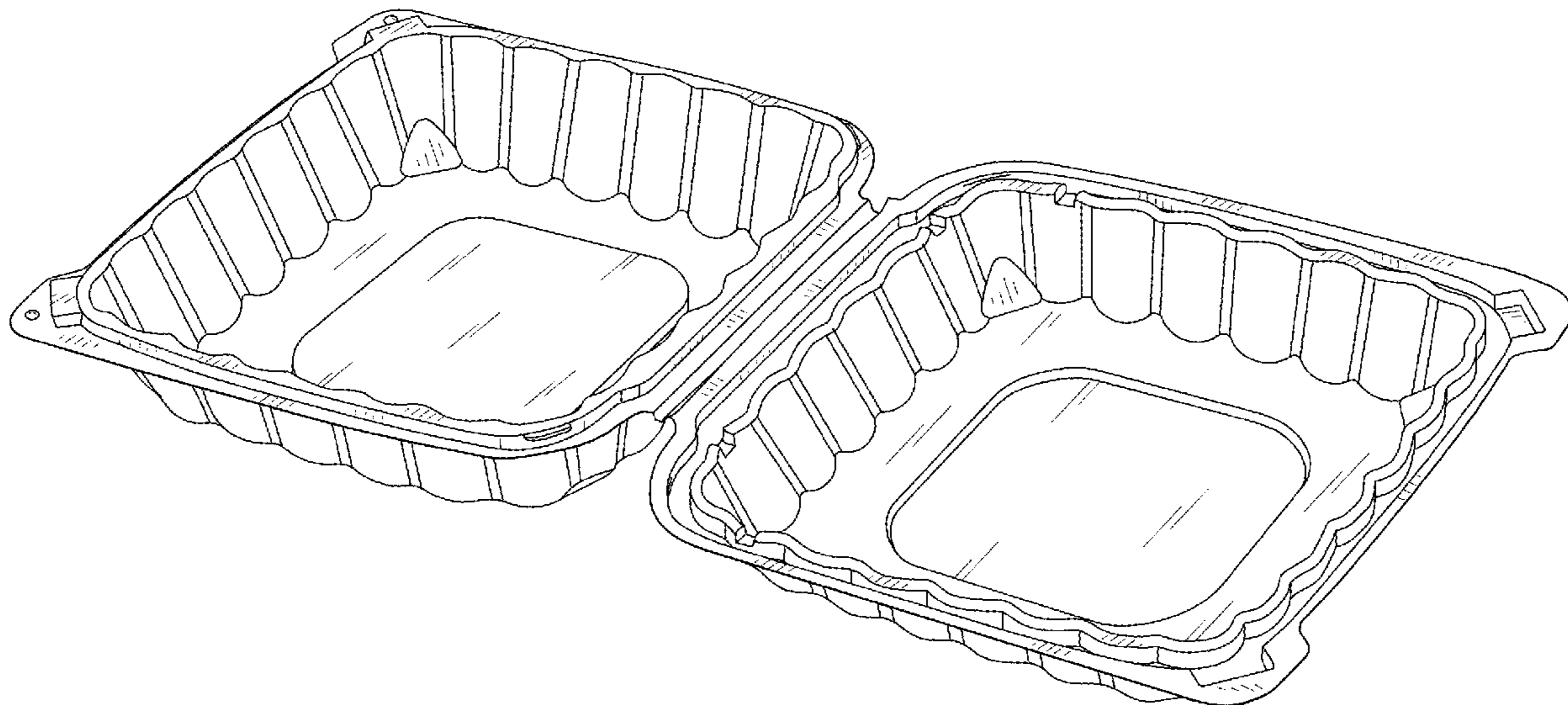
U.S. PATENT DOCUMENTS

D236,691 S	9/1975	Haase	
D236,692 S	9/1975	Haase	
D361,035 S *	8/1995	Krupa .....	D9/423
5,515,993 A	5/1996	McManus	
5,897,011 A *	4/1999	Brilliant .....	B65D 43/162 220/4.23
D536,992 S	2/2007	Garg et al.	
D586,623 S	2/2009	Dunn	
D601,014 S	9/2009	Petitjean	
D615,822 S	5/2010	Klein	
D640,548 S	6/2011	Lawrence et al.	
D668,536 S *	10/2012	Sanfilippo .....	D9/425

**DESCRIPTION**

FIG. 1 is a top perspective view of a container, showing my new design;  
FIG. 2 is a bottom perspective view thereof;  
FIG. 3 is a top view thereof;  
FIG. 4 is a right side view thereof;  
FIG. 5 is a bottom plan view thereof;  
FIG. 6 is a left side view thereof;  
FIG. 7 is a rear view thereof; and,  
FIG. 8 is a front view thereof.

**1 Claim, 5 Drawing Sheets**



(56)

**References Cited**

U.S. PATENT DOCUMENTS

D805,857	S	*	12/2017	Mei	.....	D7/629
2005/0247709	A1	*	11/2005	Atkins	.....	B65D 1/36 220/4.23
2006/0081641	A1		4/2006	Habeger et al.		
2007/0045317	A1		3/2007	Rosender et al.		
2010/0072217	A1		3/2010	Parikh et al.		
2011/0000929	A1		1/2011	Brown et al.		
2011/0139785	A1		6/2011	Strange et al.		
2012/0031921	A1		2/2012	Cadiente		

\* cited by examiner

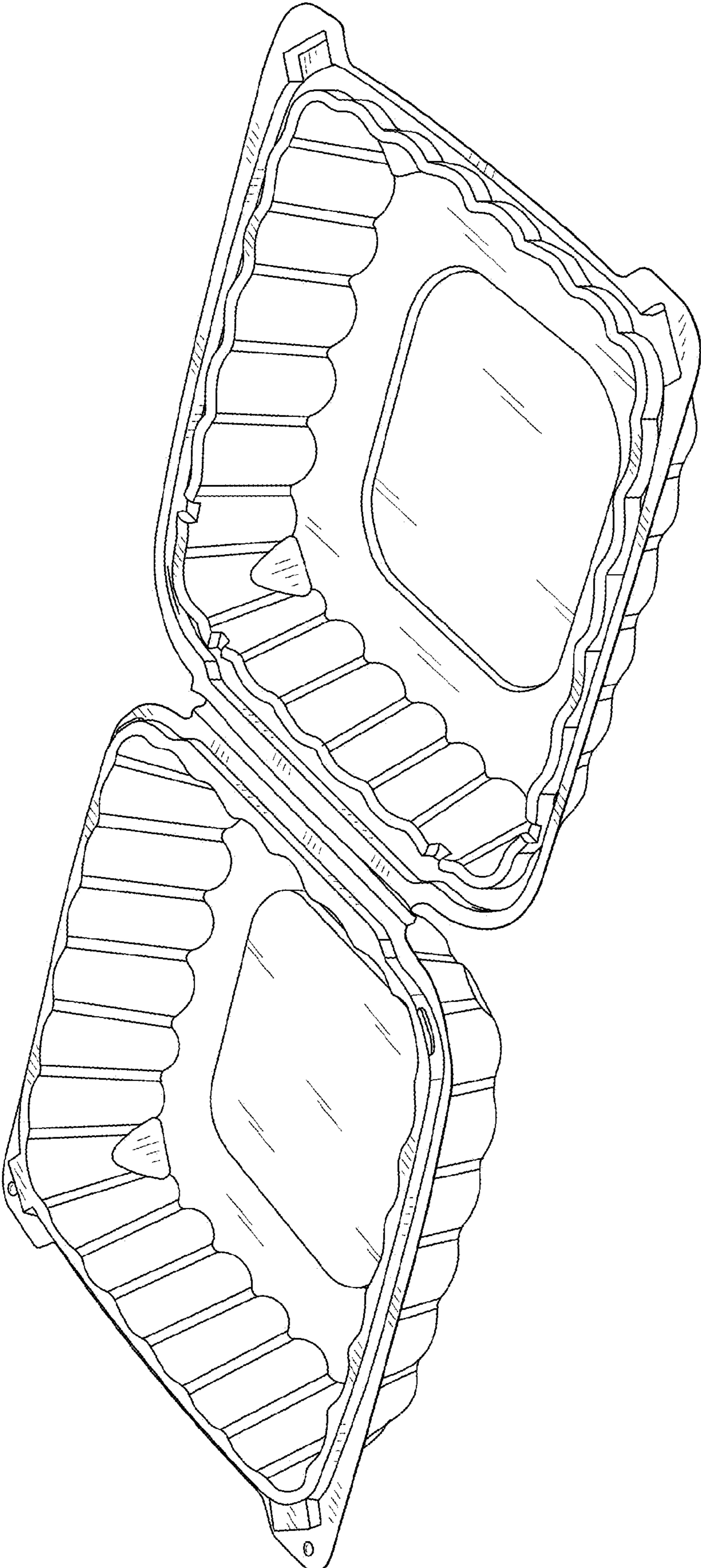


FIG. 1

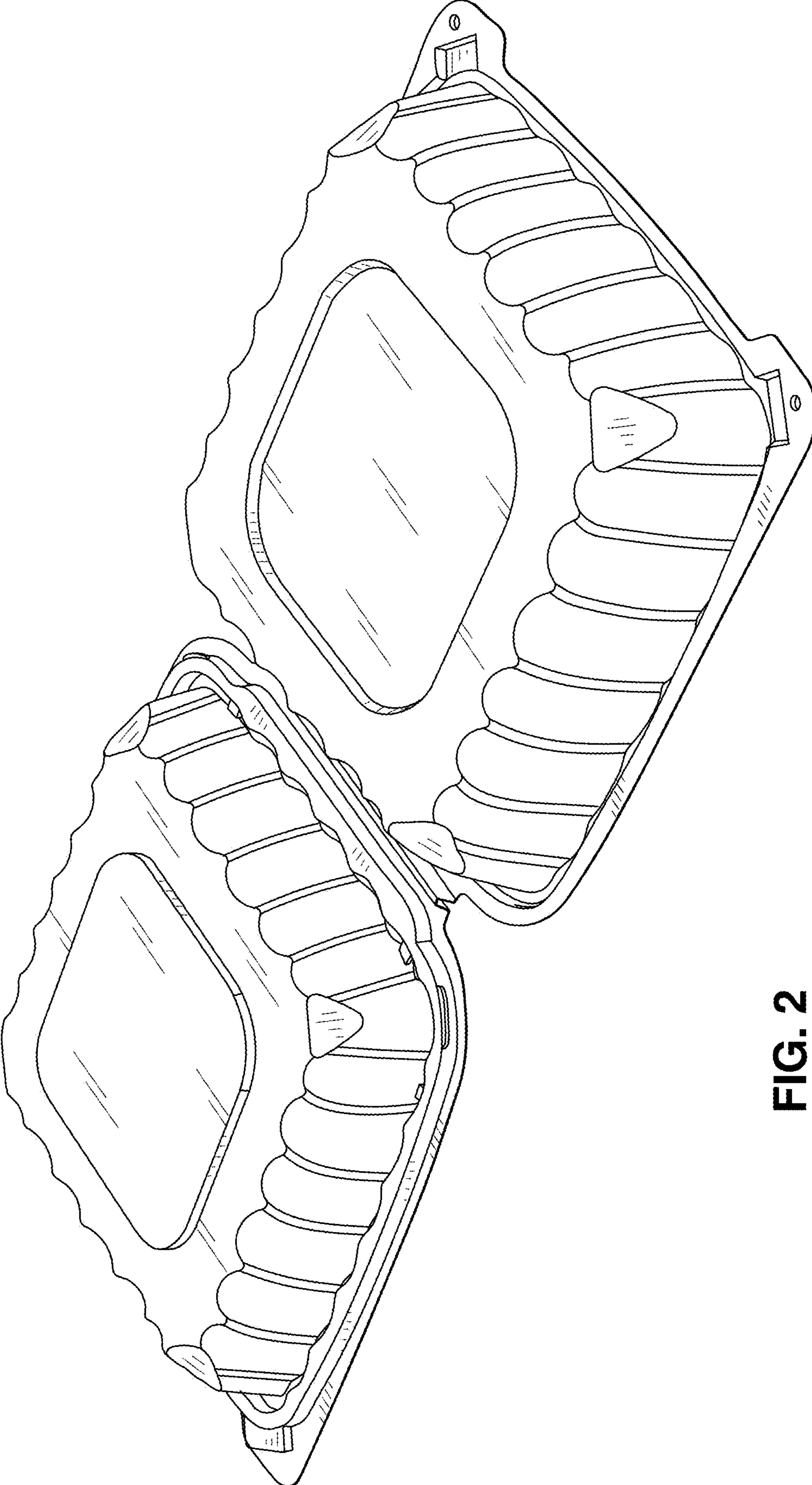


FIG. 2

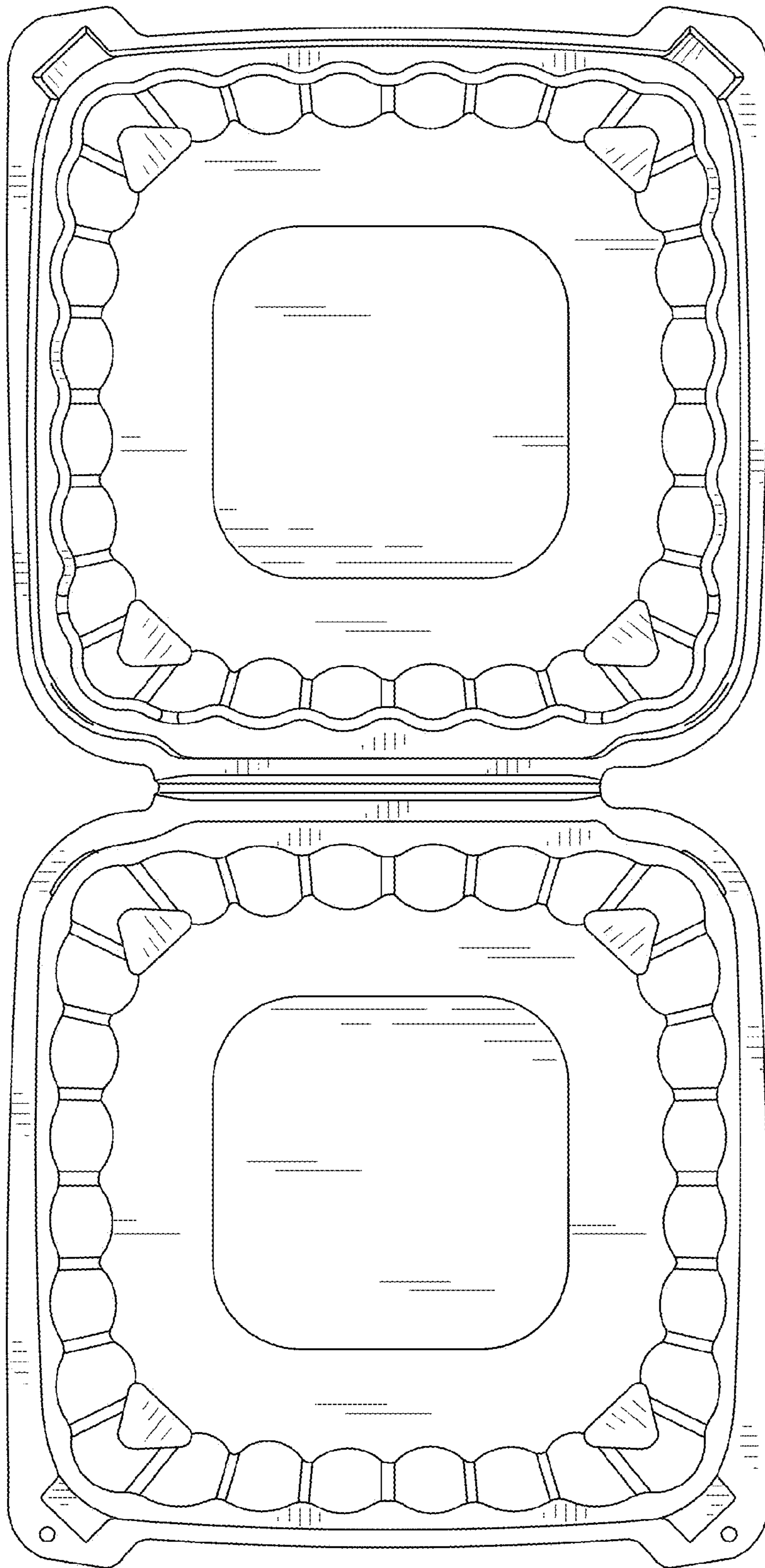


FIG. 3

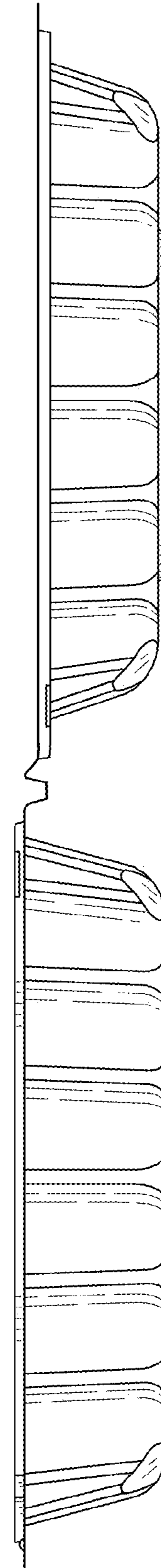


FIG. 4

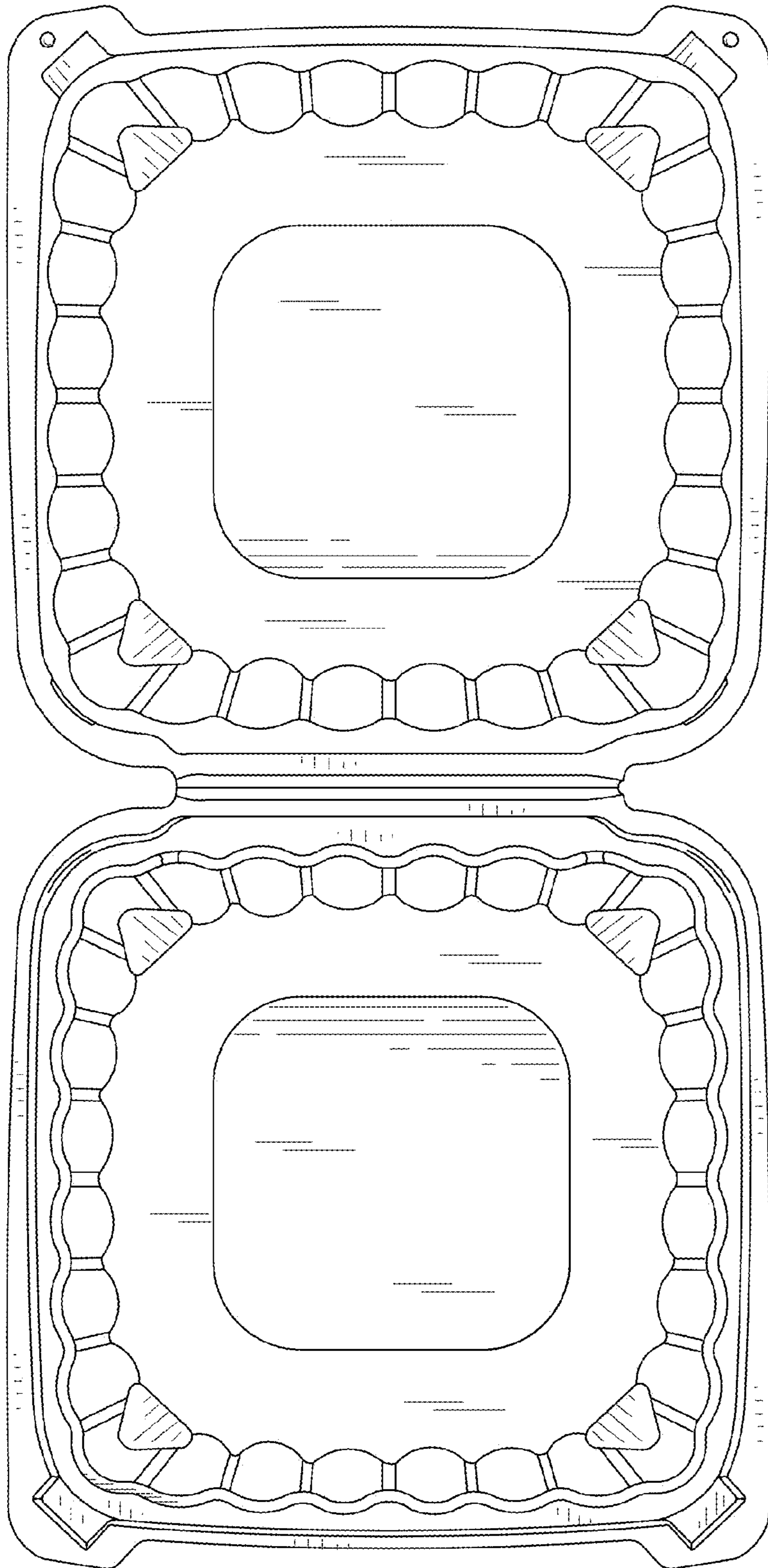


FIG. 5

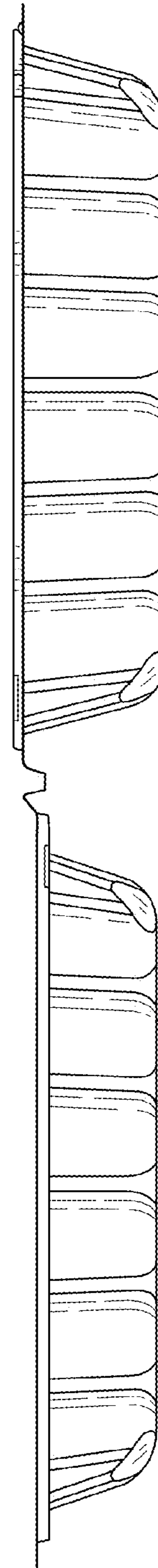
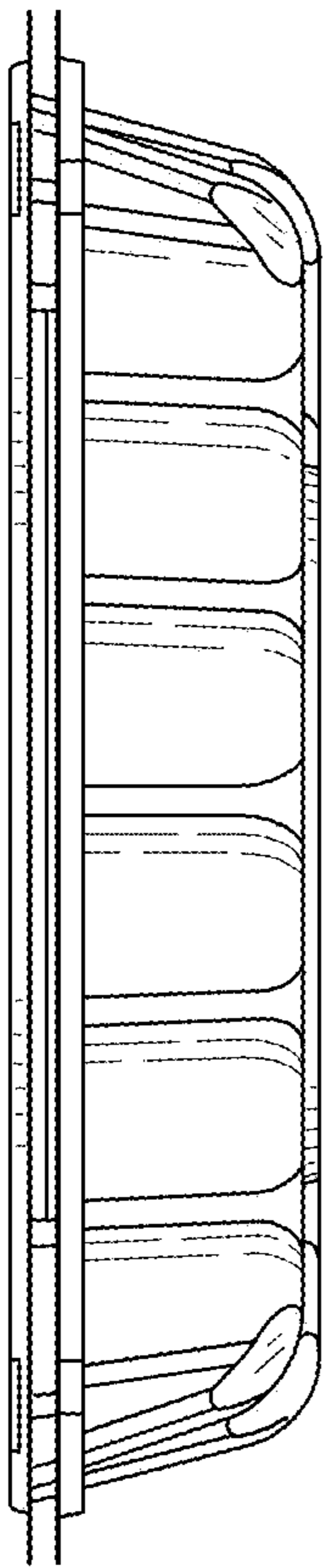
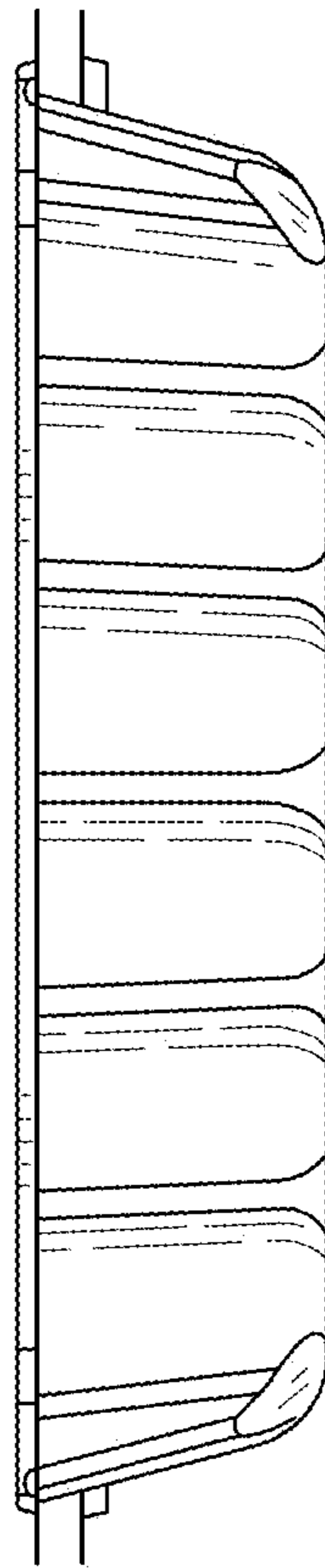


FIG. 6



**FIG. 7**



**FIG. 8**