



US00D920092S

(12) **United States Design Patent** (10) **Patent No.:** **US D920,092 S**
Wu (45) **Date of Patent:** **** May 25, 2021**

(54) **CHAIN PLATE**
(71) Applicant: **KMC CHAIN INDUSTRIAL CO., LTD.**, Tainan (TW)
(72) Inventor: **Daniel Wu**, Tainan (TW)
(73) Assignee: **KMC CHAIN INDUSTRIAL CO., LTD.**, Tainan (TW)
(**) Term: **15 Years**
(21) Appl. No.: **29/702,513**
(22) Filed: **Aug. 20, 2019**
(51) **LOC (13) Cl.** **08-99**
(52) **U.S. Cl.**
USPC **D8/499**
(58) **Field of Classification Search**
USPC D8/400-499; D12/114, 124, 608;
D11/93
CPC F16G 13/02; F16G 13/06; F16G 13/04
See application file for complete search history.

2005/0202914 A1* 9/2005 Reiter F16G 13/06
474/206
2007/0243963 A1* 10/2007 Righi F16G 13/06
474/219
2008/0119312 A1* 5/2008 Oishi F16G 13/06
474/206
2009/0017951 A1* 1/2009 Tohara F16G 13/04
474/231
2016/0040753 A1* 2/2016 Wang F16G 13/06
474/226
2016/0153526 A1* 6/2016 Wang F16G 13/06
474/226
2019/0309826 A1* 10/2019 Fukumori F16G 15/04

* cited by examiner

Primary Examiner — Keli L Hill
Assistant Examiner — Harold E Blackwell, II
(74) *Attorney, Agent, or Firm* — MLO, a professional corp.

(57) **CLAIM**

The ornamental design for a chain plate, as shown and described.

(56) **References Cited**

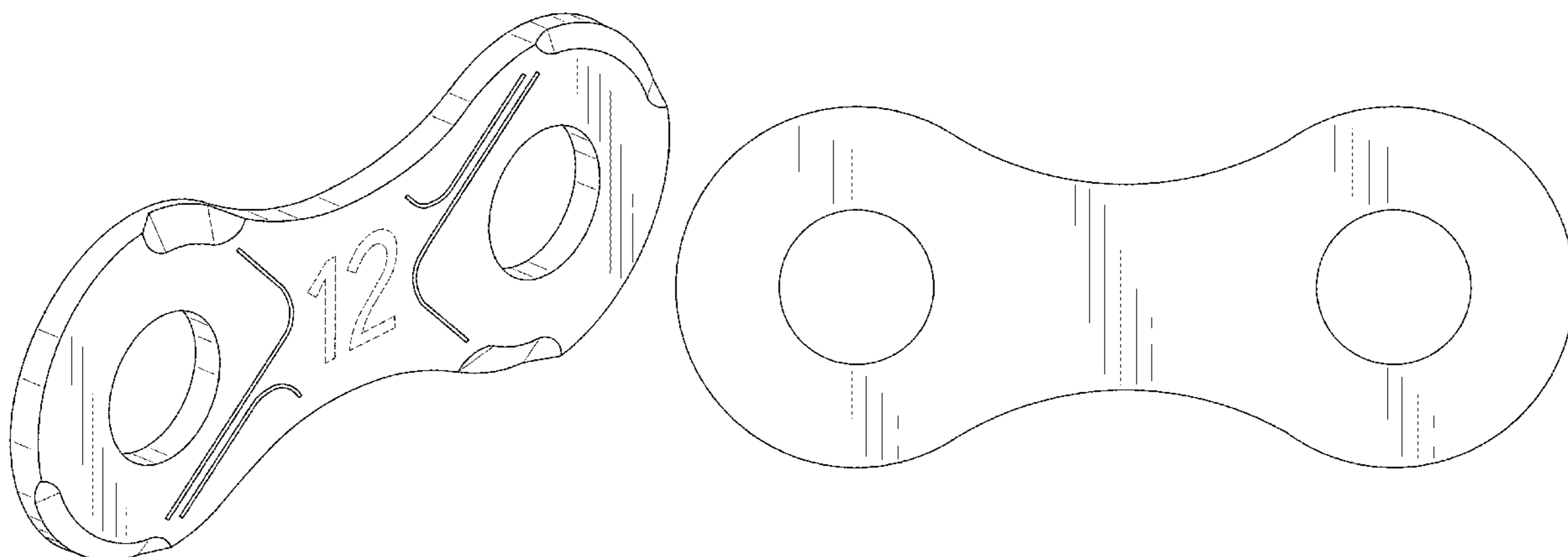
U.S. PATENT DOCUMENTS

5,322,482 A * 6/1994 Wang F16G 13/06
474/206
5,346,006 A * 9/1994 Wu F16G 13/06
474/206
D373,950 S * 9/1996 Otani D8/499
D538,970 S * 3/2007 Fisher D27/148
D613,597 S * 4/2010 Wu D8/499
9,541,159 B2* 1/2017 Wang F16G 13/06
10,371,234 B2* 8/2019 Civiero F16G 13/06
10,533,633 B2* 1/2020 Dos Santos F16G 13/06
D897,907 S * 10/2020 Wu D12/114
2005/0020394 A1* 1/2005 Valle B62M 9/00
474/155

DESCRIPTION

FIG. 1 is a perspective view of a chain plate showing my new design;
FIG. 2 is a front elevational view thereof;
FIG. 3 is a rear elevational view thereof;
FIG. 4 is a left side elevational view thereof;
FIG. 5 is a right side elevational view thereof;
FIG. 6 is a top plan view thereof; and,
FIG. 7 is a bottom plan view thereof.
The broken lines are for illustrating portions of the chain plate which form no part of the claimed design.

1 Claim, 5 Drawing Sheets



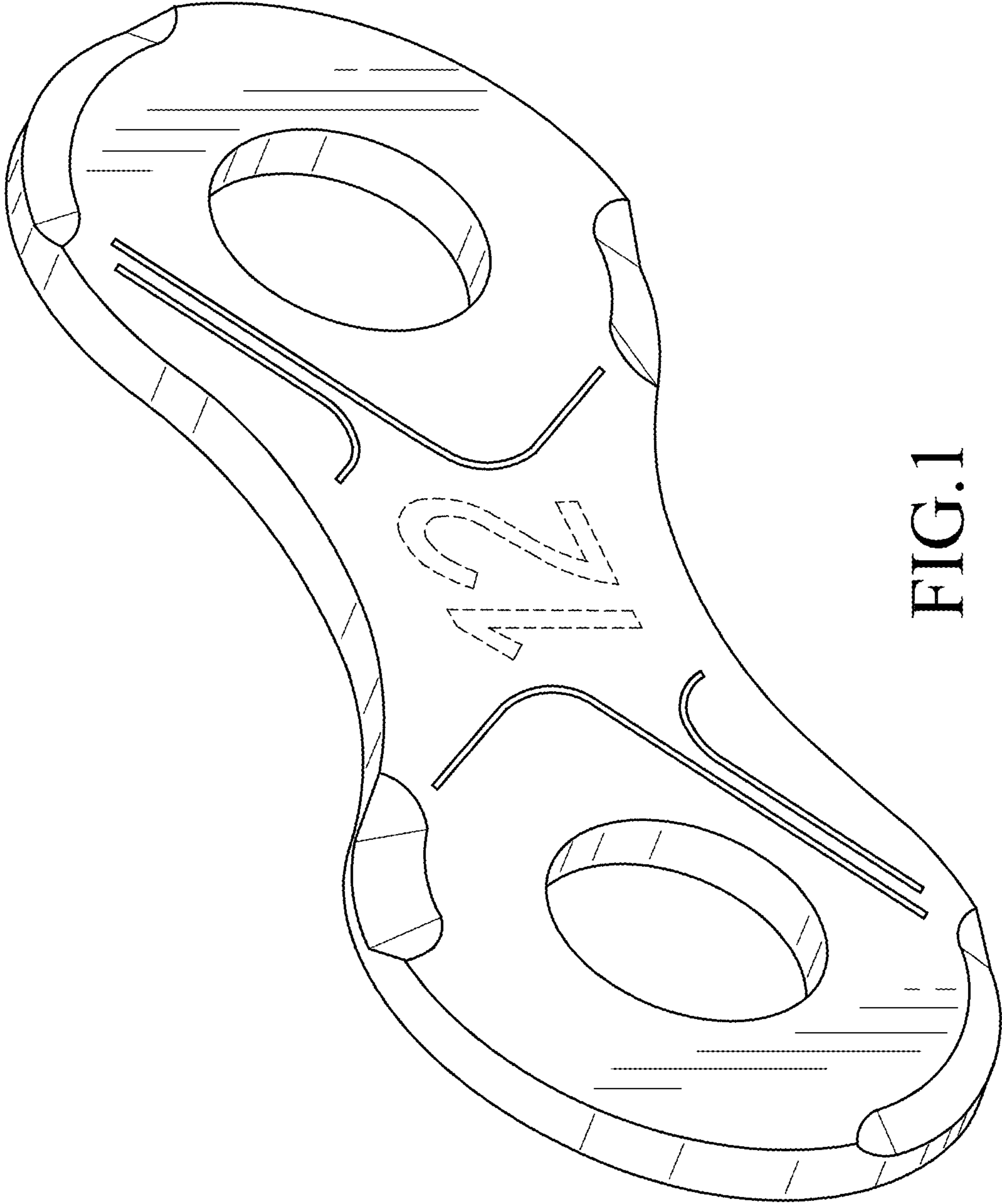


FIG. 1

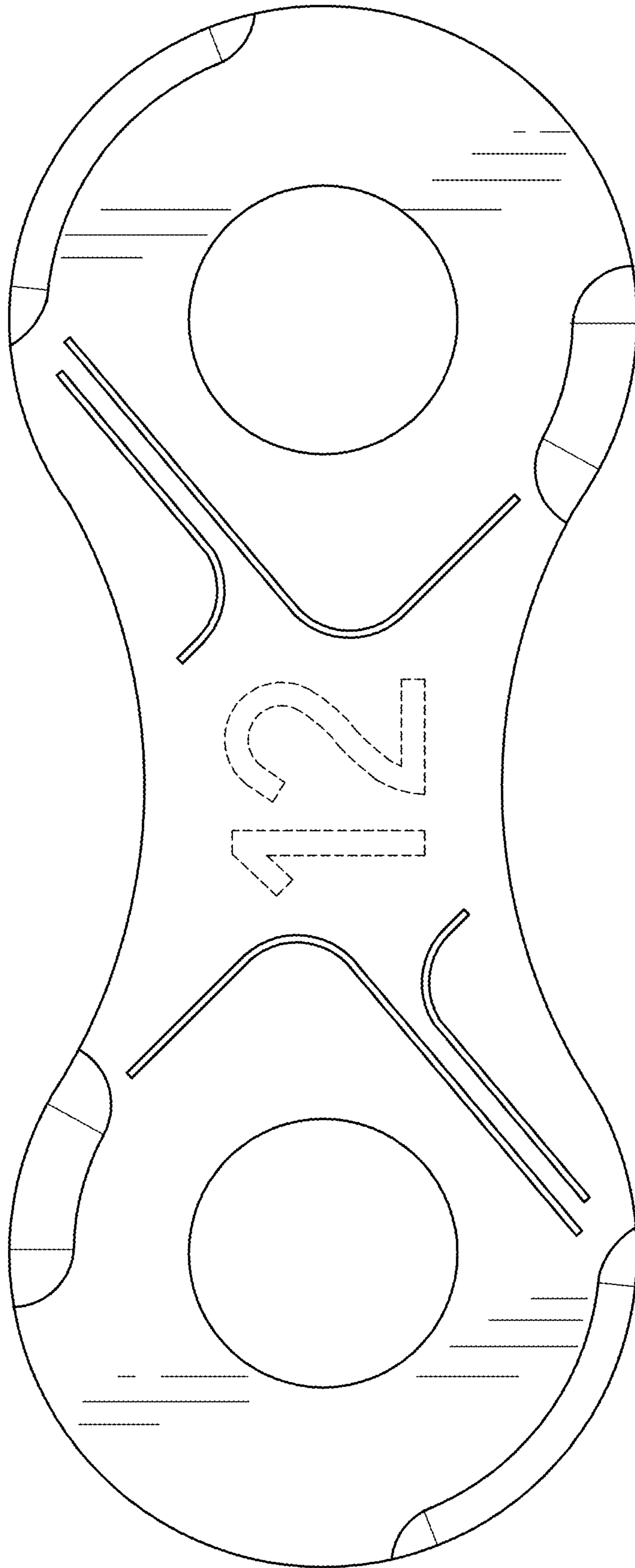


FIG.2

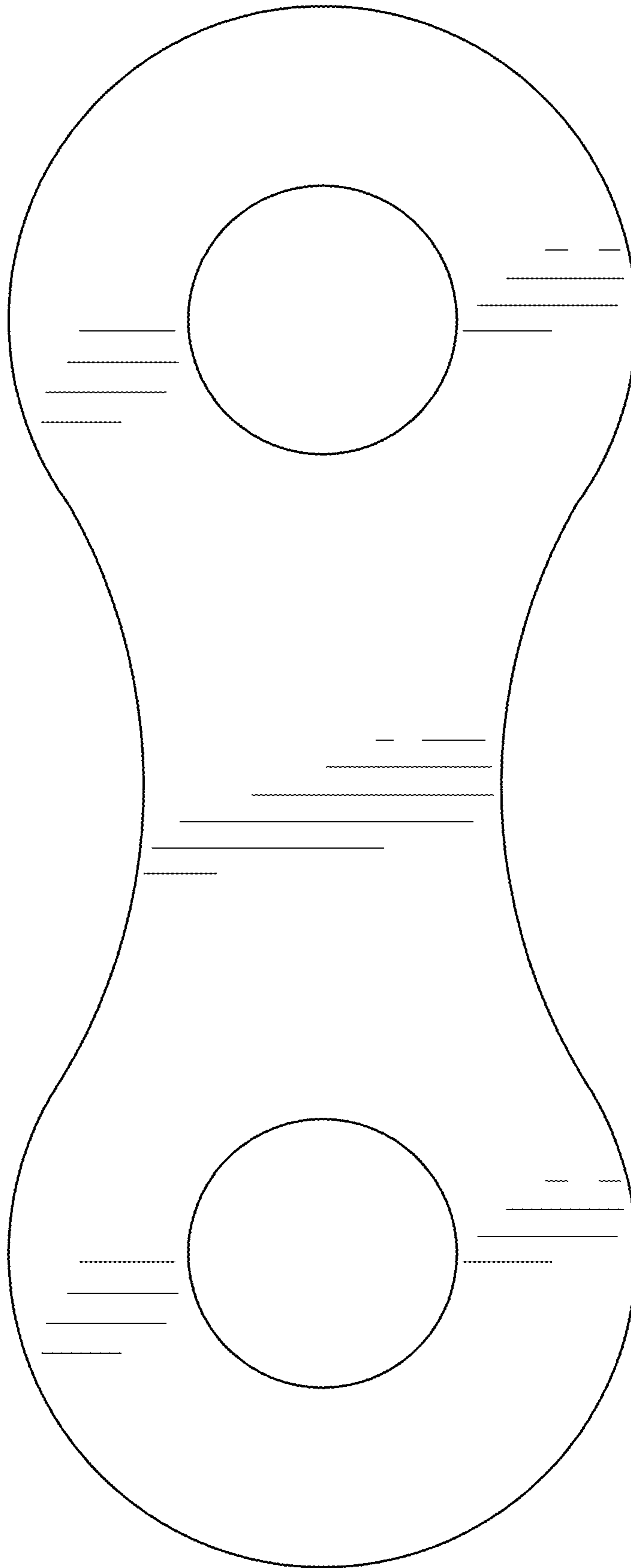


FIG.3



FIG.5



FIG.4



FIG. 6

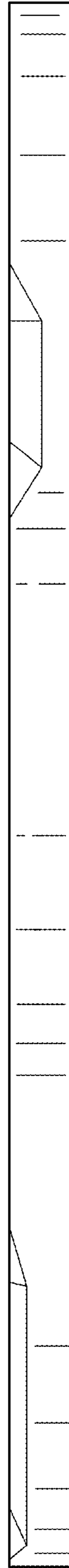


FIG. 7