



US00D920073S

(12) **United States Design Patent**
Alexander

(10) **Patent No.: US D920,073 S**

(45) **Date of Patent: ** May 25, 2021**

(54) **FOLDING KNIFE WITH STOP MECHANISM**

- (71) Applicant: **Spyderco, Inc.**, Golden, CO (US)
- (72) Inventor: **Paul Alexander**, Ypsilanti, MI (US)
- (73) Assignee: **Spyderco, Inc.**, Golden, CO (US)
- (**) Term: **15 Years**
- (21) Appl. No.: **29/712,541**
- (22) Filed: **Nov. 8, 2019**

Related U.S. Application Data

- (63) Continuation of application No. 15/872,213, filed on Jan. 16, 2018, now abandoned.
- (51) **LOC (13) Cl.** **08-03**
- (52) **U.S. Cl.**
USPC **D8/99**
- (58) **Field of Classification Search**
USPC D8/98, 99, 100, 105, 107; D22/118
CPC B26B 5/001; B26B 5/003; B26B 11/00;
B26B 1/08; B26B 1/02; B26B 1/10;
B26B 1/04; B26B 1/042; B26B 1/048;
B26B 3/08; B26B 29/06
See application file for complete search history.

(56) **References Cited**

U.S. PATENT DOCUMENTS

4,985,998	A	1/1991	Howard	
5,615,484	A	4/1997	Pittman	
5,628,117	A *	5/1997	Glesser B26B 11/00 224/679
5,704,129	A *	1/1998	Glesser B26B 1/02 30/123
D404,990	S *	2/1999	Zowada D8/99
5,964,036	A *	10/1999	Centofante B26B 1/048 30/155

(Continued)

OTHER PUBLICATIONS

“First Look at Cold Steel Golden Eye With New HTR™ Opening Mechanism,” KnifeNews, Dec. 13, 2016 3 pages [retrieved online from: knifeneews.com/coldsteelgoldeneye/].

(Continued)

Primary Examiner — Philip S Hyder

(74) *Attorney, Agent, or Firm* — Sheridan Ross P.C.

(57) **CLAIM**

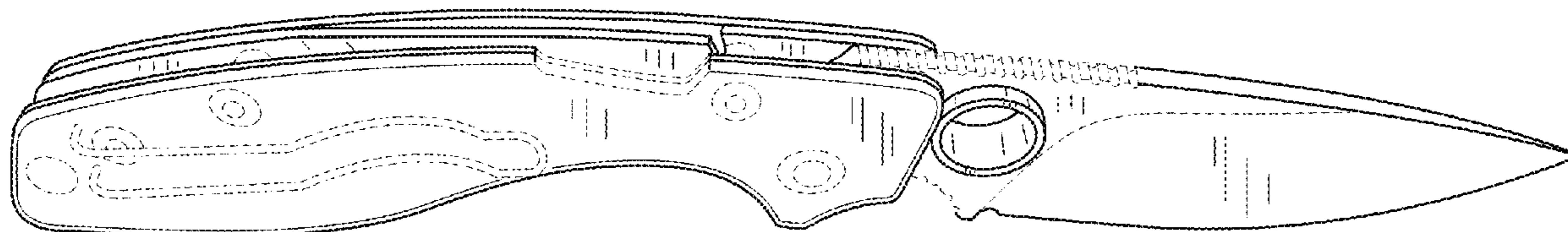
The ornamental design for a folding knife with stop mechanism, as shown and described.

DESCRIPTION

FIG. 1 is a perspective view of the folding knife with stop mechanism shown in the open position; FIG. 2 is a front elevation view thereof; FIG. 3 is a rear elevation view thereof; FIG. 4 is a right elevation view thereof; FIG. 5 is a left elevation view thereof; FIG. 6 is a top plan view thereof; FIG. 7 is a bottom plan view thereof; FIG. 8 is a perspective view of the folding knife with stop mechanism shown in the closed position; FIG. 9 is a front elevation view of the folding knife shown in FIG. 8; FIG. 10 is a rear elevation view of the folding knife shown in FIG. 8; FIG. 11 is a right elevation view of the folding knife shown in FIG. 8; FIG. 12 is a left elevation view of the folding knife shown in FIG. 8; FIG. 13 is a top plan view of the folding knife shown in FIG. 8; and, FIG. 14 is a bottom plan view of the folding knife shown in FIG. 8.

The broken lines depict portions of the folding knife in which the design is embodied that are not considered part of the claimed design.

1 Claim, 8 Drawing Sheets



(56)

References Cited

U.S. PATENT DOCUMENTS

D422,871 S * 4/2000 Terzuola D8/99
 6,079,106 A 6/2000 Vallotton
 6,101,723 A * 8/2000 Ford B26B 1/044
 30/157
 D434,631 S * 12/2000 Lum D8/99
 D438,443 S * 3/2001 Keating D8/99
 6,553,672 B2 4/2003 Glesser et al.
 D488,045 S * 4/2004 Onion D8/99
 6,751,868 B2 * 6/2004 Glesser B26B 1/048
 30/160
 6,810,588 B1 11/2004 Cheng
 6,918,184 B2 * 7/2005 Glesser B26B 1/04
 30/161
 D567,055 S * 4/2008 Renzi D8/99
 7,437,822 B2 10/2008 Flagg et al.
 D593,838 S * 6/2009 Williams D8/99
 7,716,839 B2 5/2010 Onion et al.
 7,918,028 B2 4/2011 Steigerwalt et al.
 8,291,597 B2 10/2012 Hawk et al.
 D743,769 S * 11/2015 Glesser D8/99
 D747,946 S * 1/2016 Carey D8/99
 D752,412 S * 3/2016 Mears D8/99
 D753,459 S * 4/2016 Glesser D8/99
 9,492,916 B2 11/2016 Snyder et al.

9,592,612 B2 * 3/2017 Koenig B26B 1/06
 9,943,970 B2 * 4/2018 Glesser B26B 1/048
 D816,457 S * 5/2018 Demko D8/99
 D835,490 S * 12/2018 Glesser D8/99
 2003/0153423 A1 8/2003 Smith
 2004/0244205 A1 12/2004 Linn et al.
 2010/0257742 A1 10/2010 Lake
 2013/0305541 A1 * 11/2013 Koenig B26B 1/04
 30/161
 2015/0128426 A1 * 5/2015 Sakai B26B 1/042
 30/161
 2016/0121493 A1 5/2016 Ikoma
 2018/0200897 A1 7/2018 Alexander
 2020/0215705 A1 * 7/2020 Glesser B26B 1/048

OTHER PUBLICATIONS

“M16®—10KZ Tanto Black with Triple Point™ Serrations,” Columbia River Knife and Tool, 2016, 4 pages [retrieved online from: www.crkt.com/m16-10kz-tanto-black-with-triple-point-serrations.html].

Official Action for U.S. Appl. No. 15/872,213, dated Dec. 28, 2018 20 pages.

Official Action for U.S. Appl. No. 15/872,213, dated Aug. 8, 2019 17 pages.

* cited by examiner

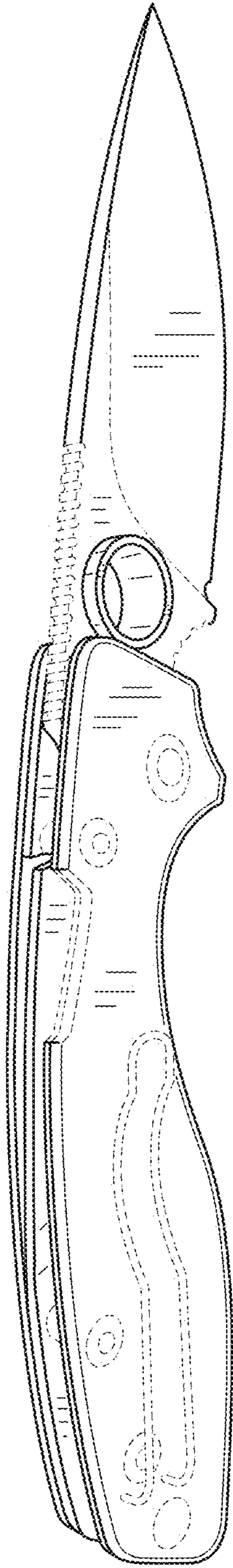


FIG.1

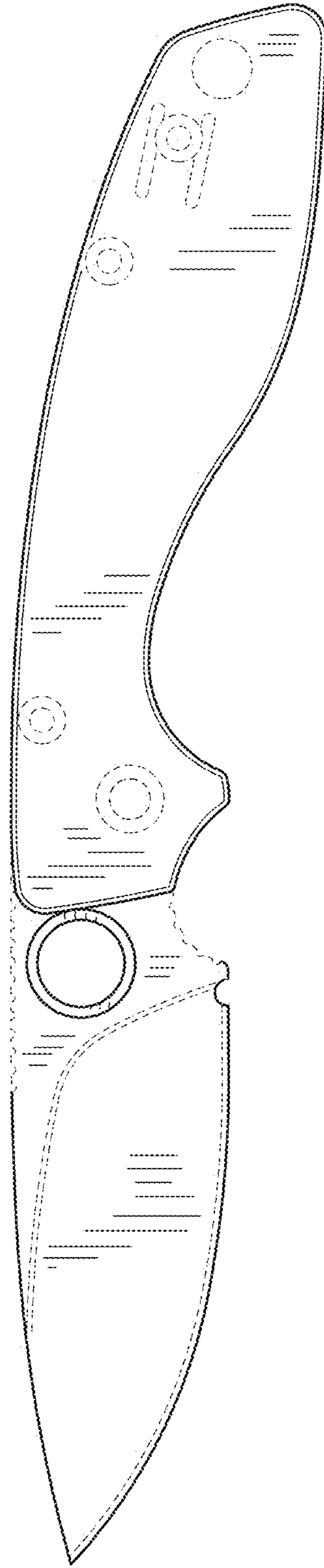


FIG.2

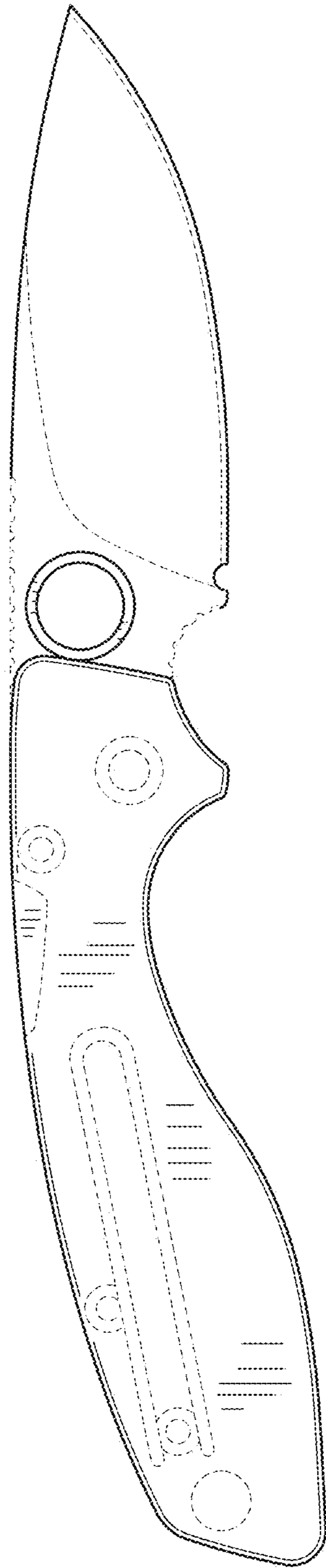


FIG. 3

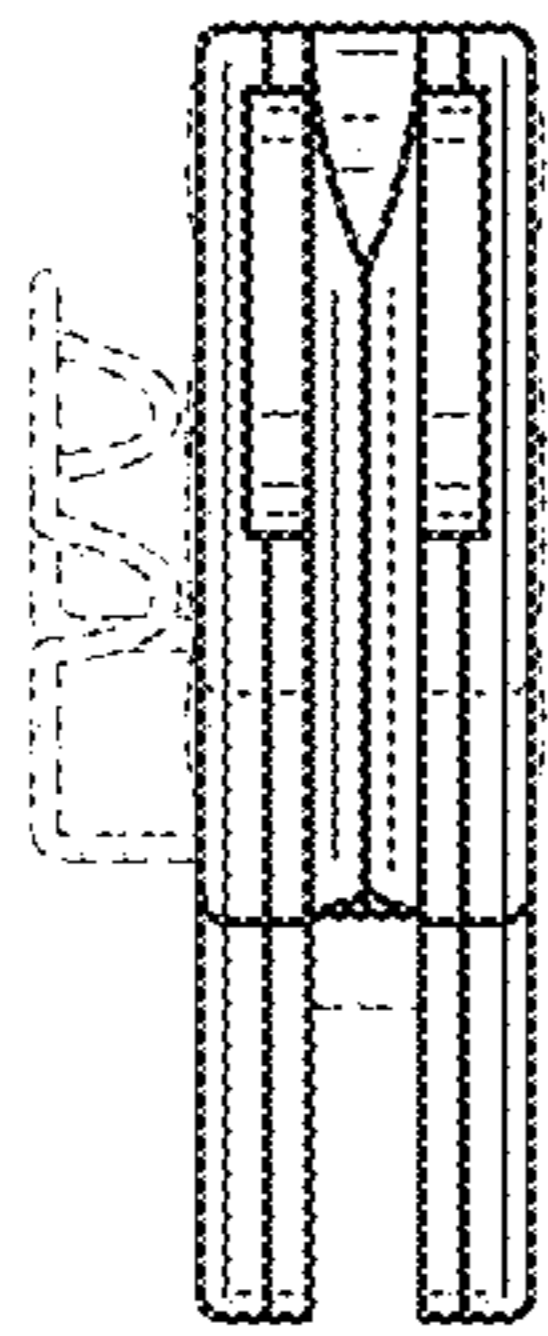


FIG.4

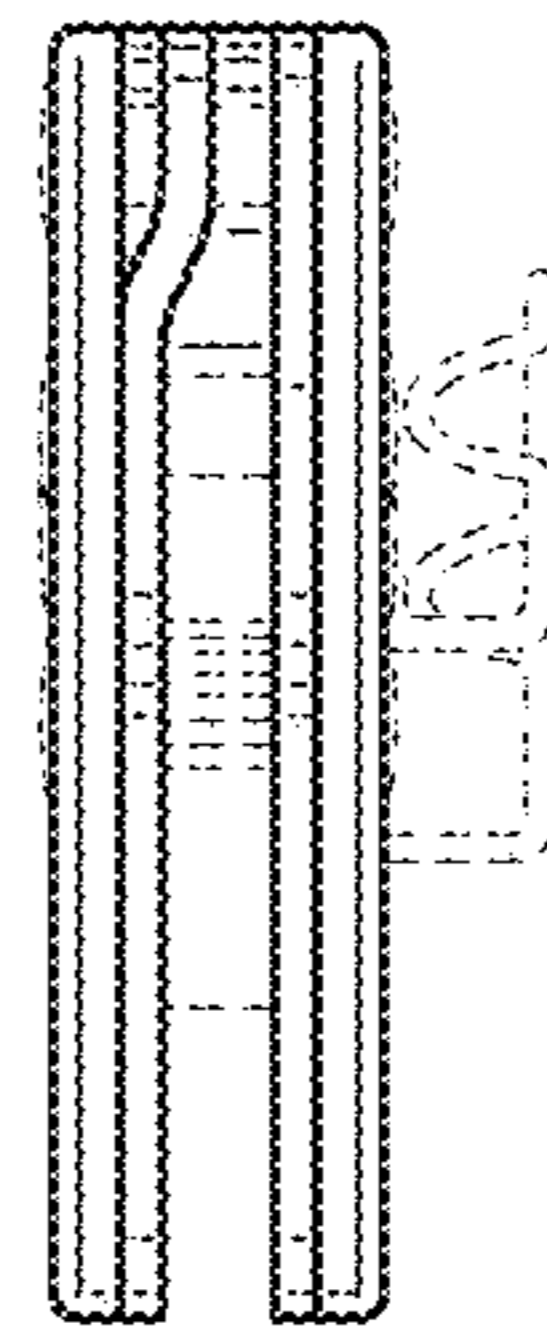


FIG.5

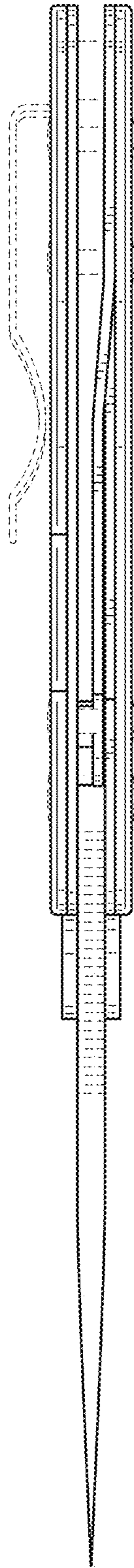


FIG. 6

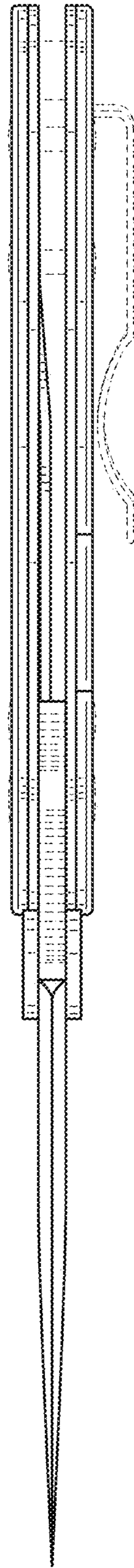


FIG. 7

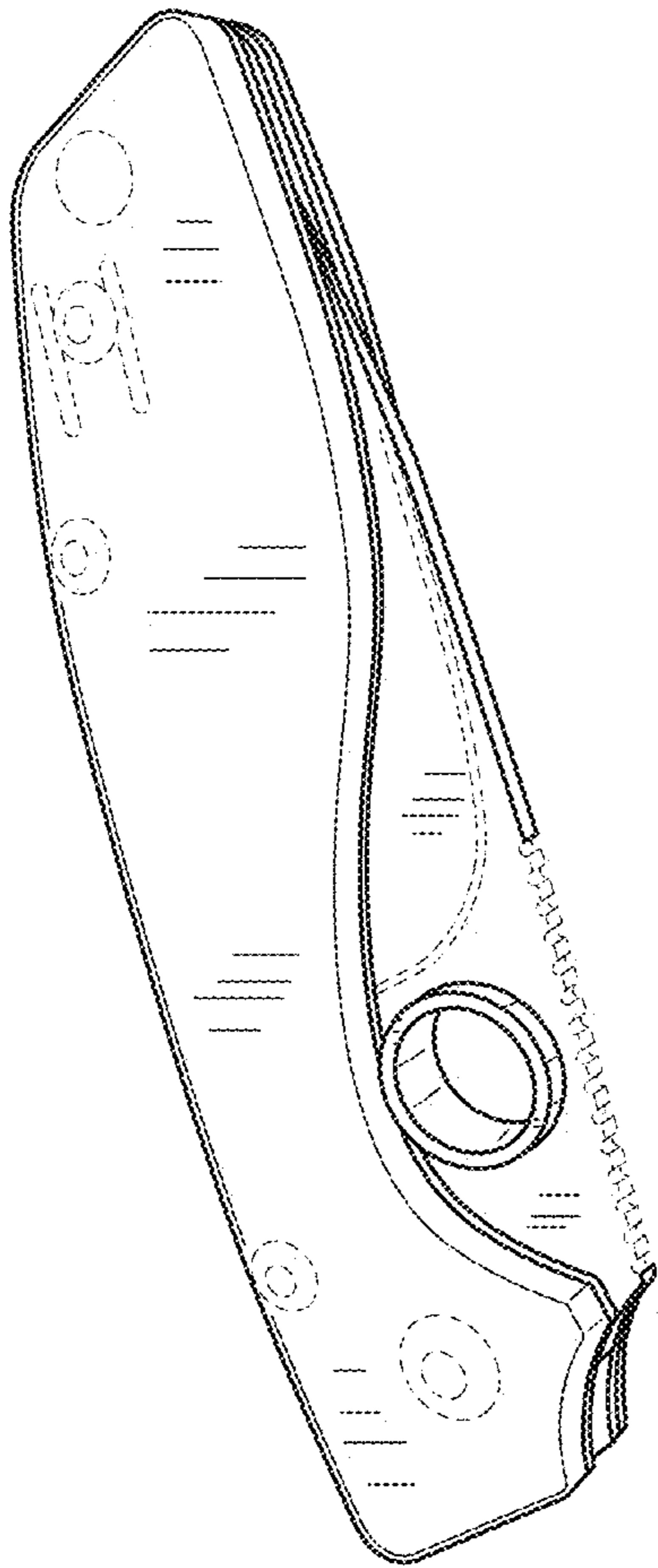


FIG. 8

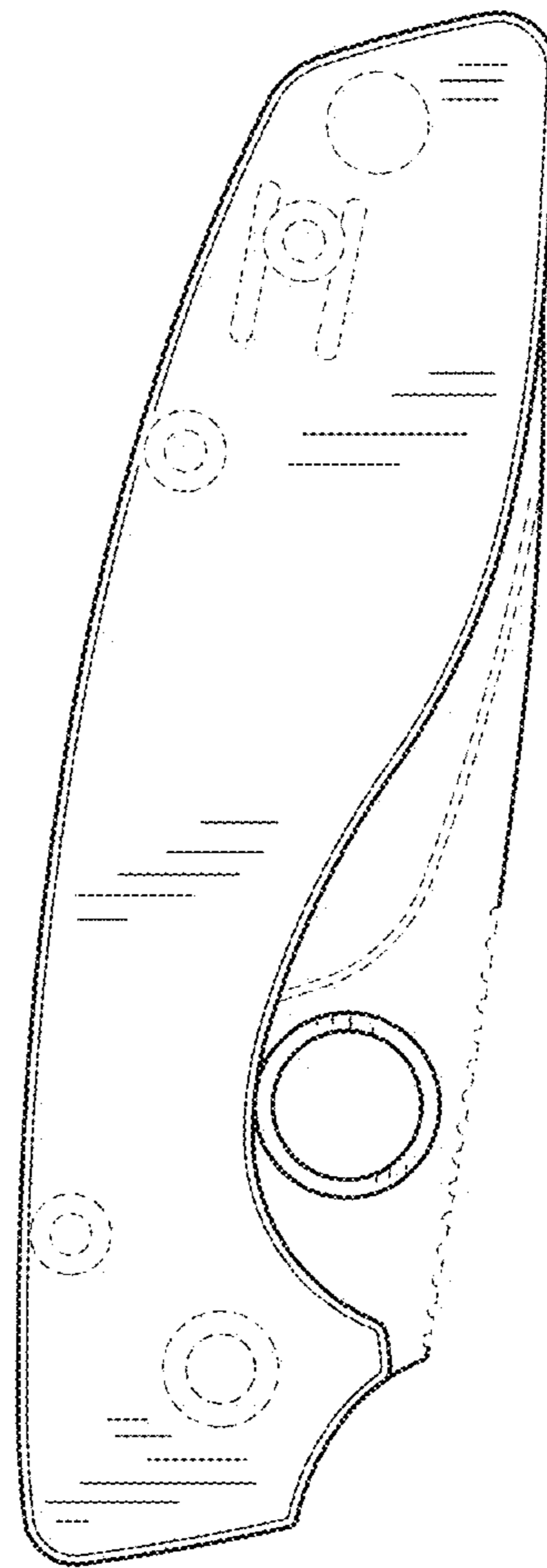


FIG. 9

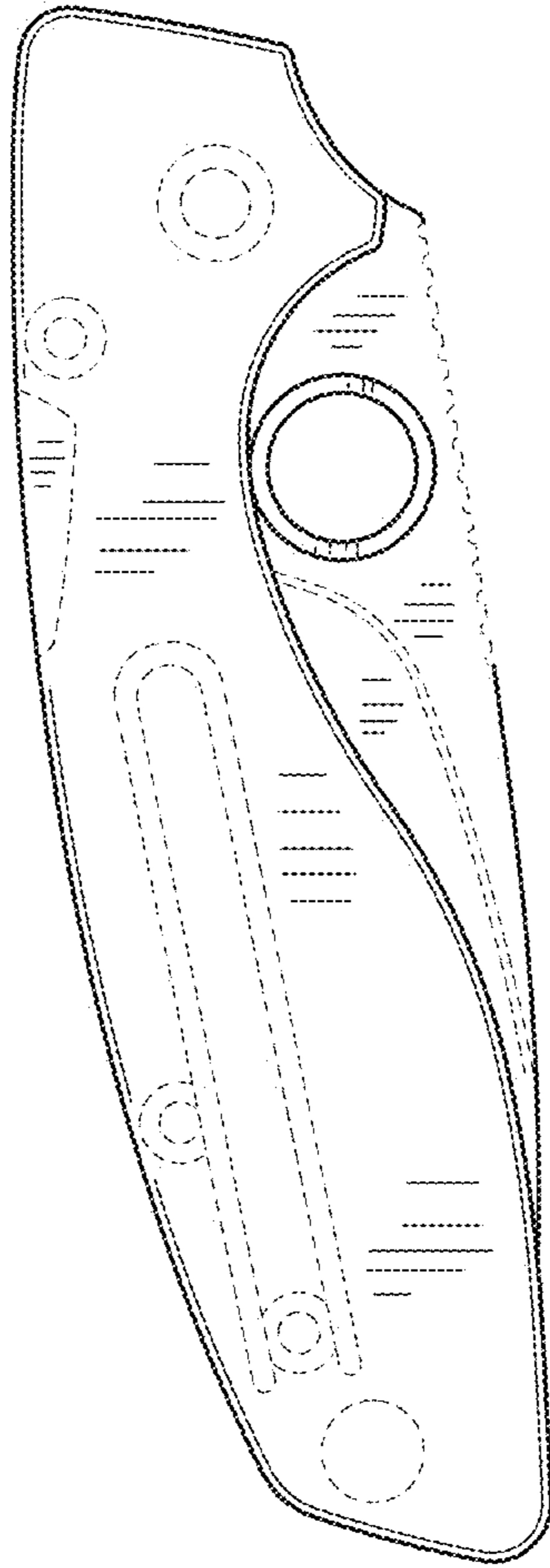


FIG.10

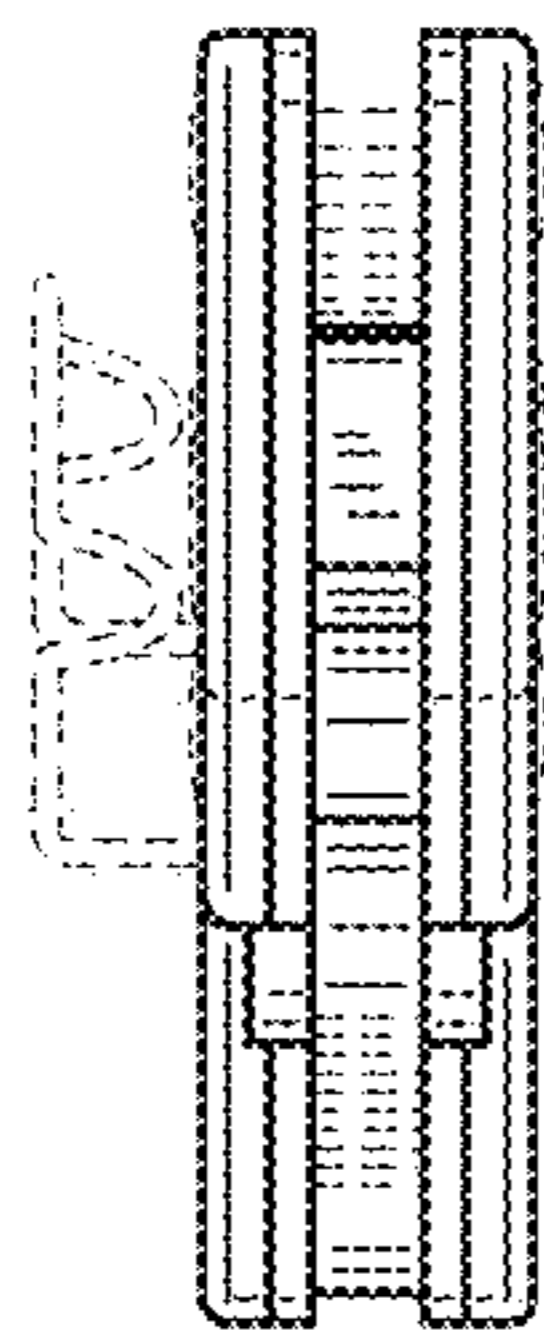


FIG. 11

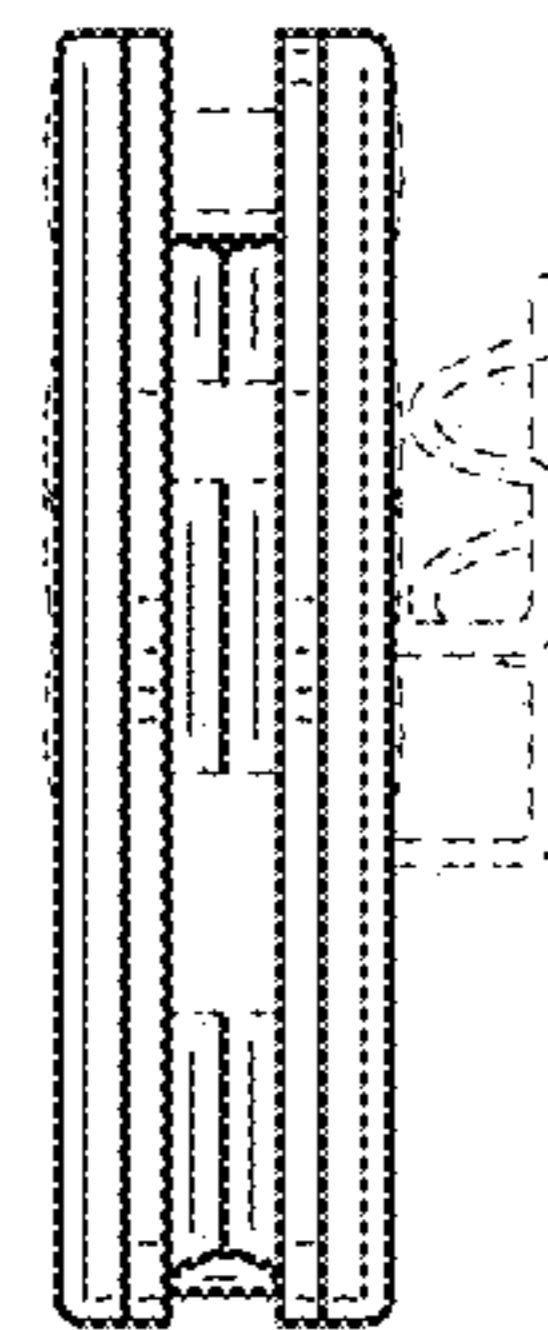


FIG. 12




FIG. 13




FIG. 14