



US00D920056S

(12) **United States Design Patent**
Chen

(10) **Patent No.:** **US D920,056 S**

(45) **Date of Patent:** **** May 25, 2021**

- (54) **KNIFE**
- (71) Applicant: **Dongping Chen**, Shenzhen (CN)
- (72) Inventor: **Dongping Chen**, Shenzhen (CN)
- (73) Assignee: **SHENZHEN HUA YU SHEN WANG LUO KE JI CO., LTD.**, Shenzhen (CN)

D579,731 S	*	11/2008	Ono	D7/649
D658,455 S	*	5/2012	Wang	D7/649
D678,734 S	*	3/2013	Harris	D7/649
D690,562 S	*	10/2013	Hasegawa	D7/649
D798,987 S	*	10/2017	Raczykowski	D22/118
D807,696 S	*	1/2018	Liu	D7/401.2
D832,649 S	*	11/2018	Liu	D7/401.2
D850,219 S	*	6/2019	Junfola	D7/649
D906,063 S		12/2020	Gabbay		

- (**) Term: **15 Years**
- (21) Appl. No.: **29/764,616**
- (22) Filed: **Dec. 31, 2020**
- (51) **LOC (13) Cl.** **07-03**
- (52) **U.S. Cl.**
USPC **D7/649**; D7/401.2
- (58) **Field of Classification Search**
USPC D7/393-395, 401.2, 642-652, 693,
D7/695-696; D8/93, 97-100, 107, 300,
D8/321; D22/117-118
CPC A01B 1/20; A01B 1/22; A22C 25/006;
A47G 21/06; A47G 21/065; A61B
17/3211; A61B 17/3213; B21D 53/64;
B25G 3/36; B26B 1/00; B26B 1/08;
B26B 1/10; B26B 3/00; B26B 3/02;
B26B 3/03; B26B 3/04; B26B 3/06;
B26B 5/00; B26B 5/001; B26B 5/007;
B26B 7/00; B26B 7/005; B26B 9/00;
B26B 9/02; B26B 11/00; B26B 11/006;
B26B 17/00; B26B 17/006; B26B 29/02
See application file for complete search history.

(56) **References Cited**
U.S. PATENT DOCUMENTS

D551,030 S	*	9/2007	Tarrerias	D7/649
D554,437 S	*	11/2007	Ono	D7/649

OTHER PUBLICATIONS

KYOKU Daimyo Series—Japanese VG10 Steel Core Hammered Damascus Blade. Date First Available on Amazon.com May 13, 2018. [https://www.amazon.com/dp/B07BJZ8WSP/ref\(Year:2018\).*](https://www.amazon.com/dp/B07BJZ8WSP/ref(Year:2018).*) Mikarto Japanese Chef Knife, 7 Inch Santoku, Professional Grade—Damascus Stainless Steel Chef's Knife. Date First Available on Amazon.com Nov. 11, 2018. [https://www.amazon.com/dp/B07HMXZ7VT/ref\(Year:2018\).*](https://www.amazon.com/dp/B07HMXZ7VT/ref(Year:2018).*)

* cited by examiner

Primary Examiner — Ricky Pham
(74) *Attorney, Agent, or Firm* — Justin Lampel

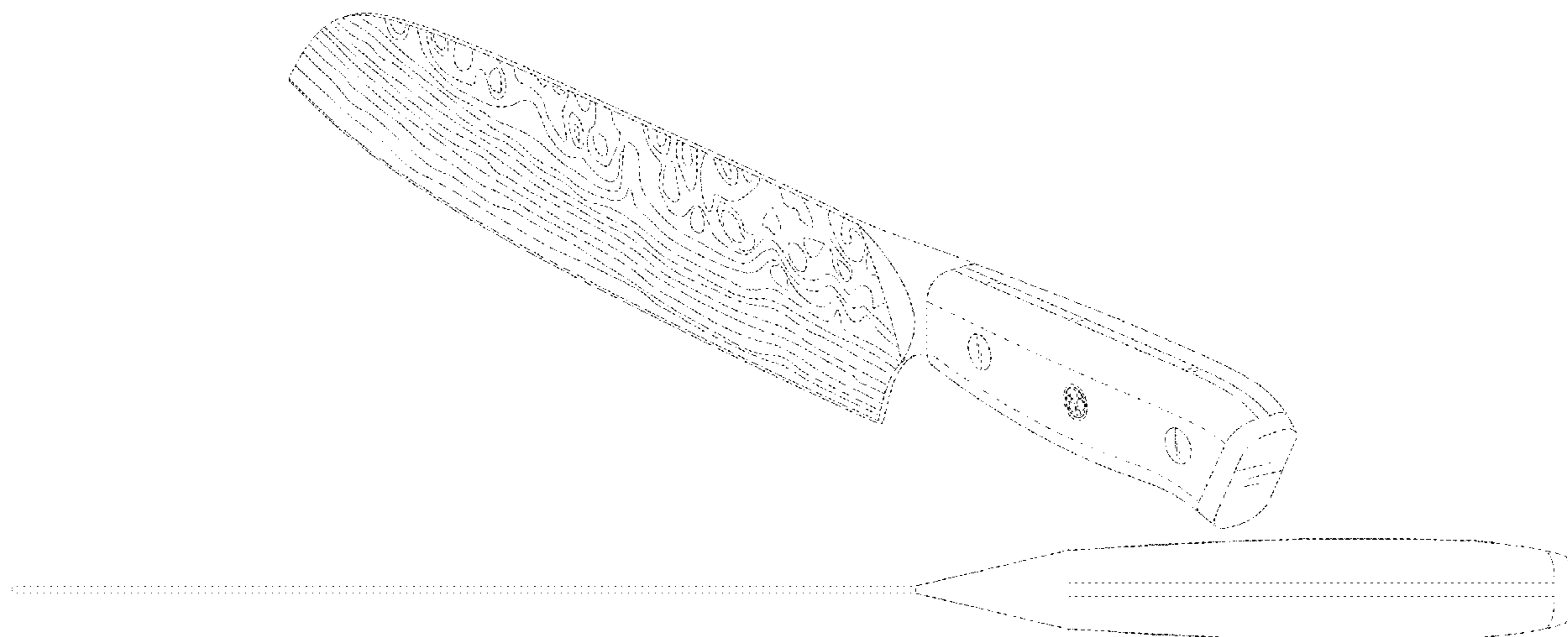
(57) **CLAIM**

The ornamental design for a knife, as shown and described.

DESCRIPTION

FIG. 1 is a perspective view of a knife showing the claimed design;
FIG. 2 is a top plan view thereof;
FIG. 3 is a front elevational view thereof;
FIG. 4 is a right side view thereof;
FIG. 5 is a rear elevational view thereof;
FIG. 6 is a left side view thereof; and,
FIG. 7 is a bottom plan view thereof.
The broken lines illustrate portions of the knife that form no part of the claimed design.

1 Claim, 7 Drawing Sheets



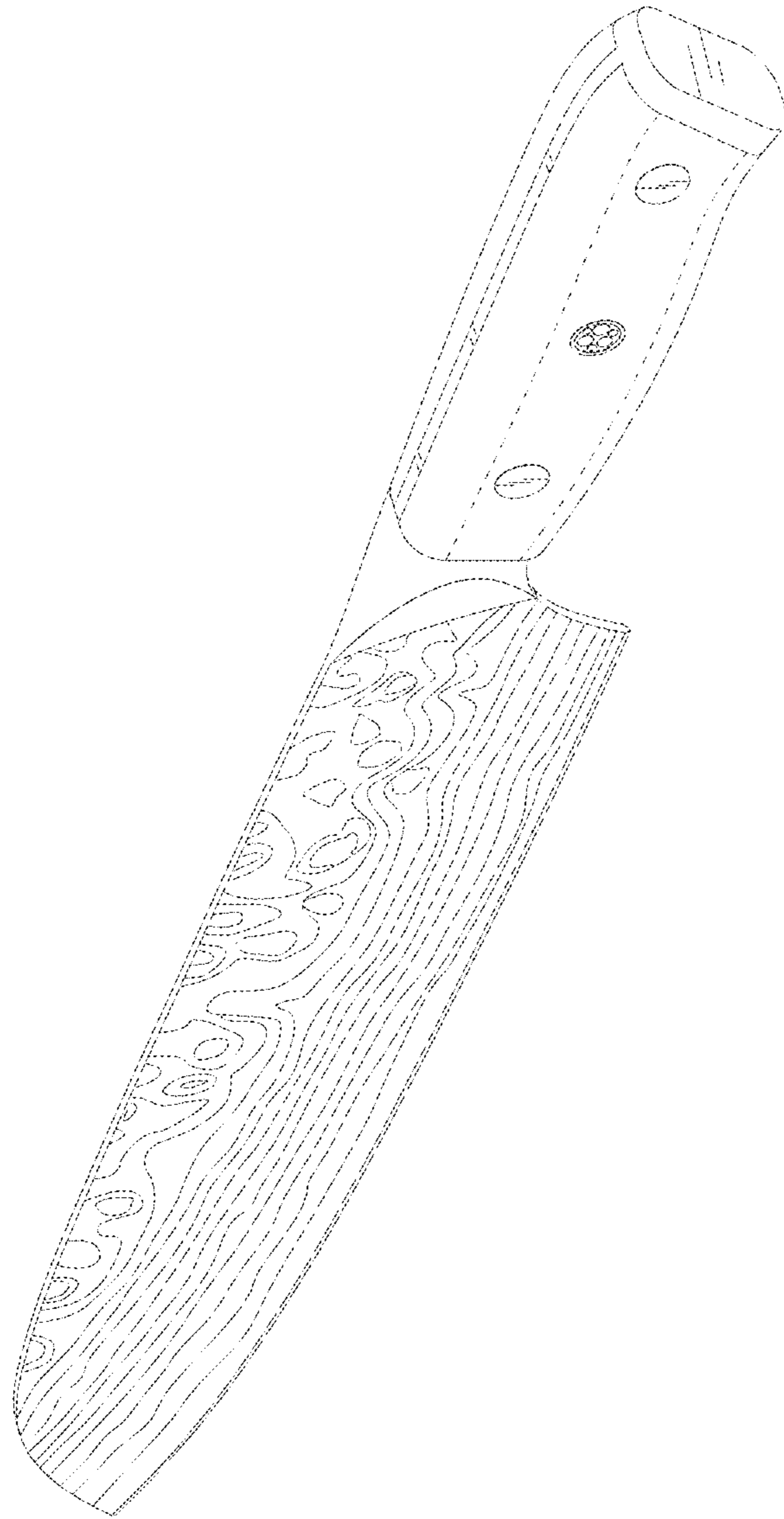


FIG. 1

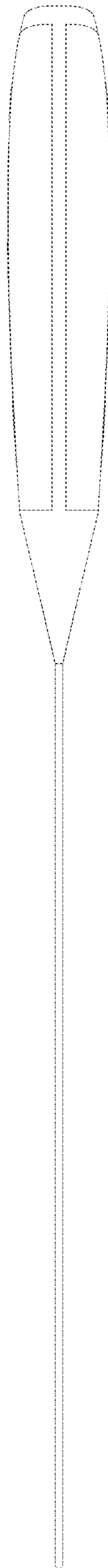


FIG. 2

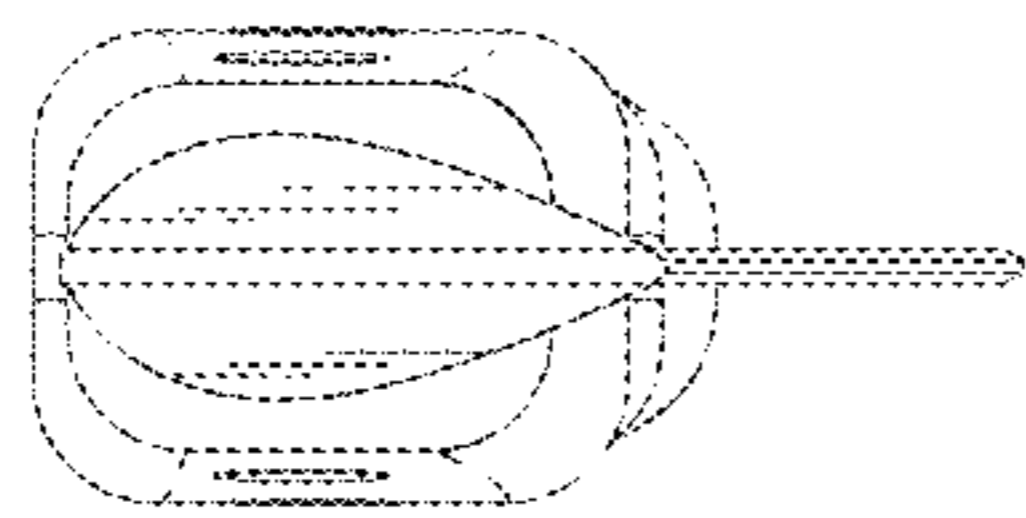


FIG. 3




FIG. 4

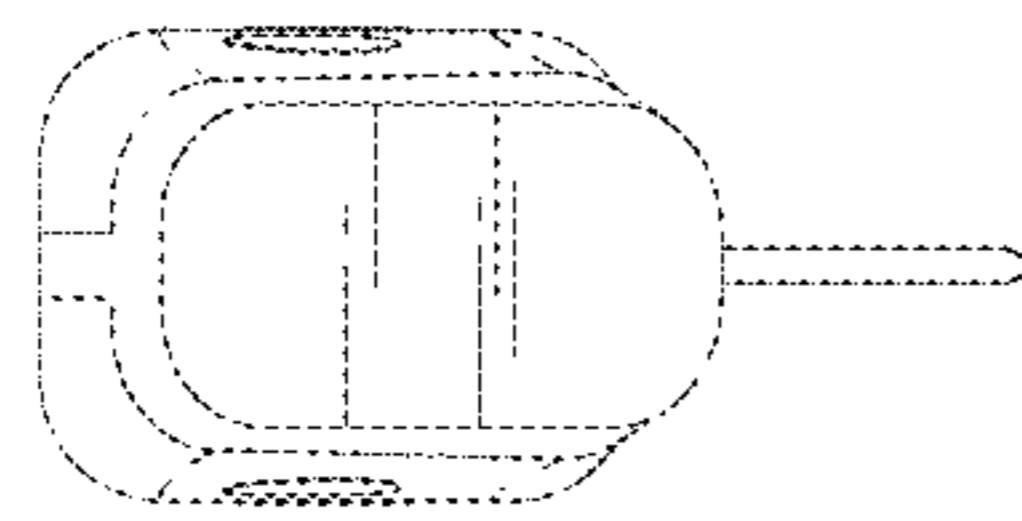


FIG. 5




FIG. 6

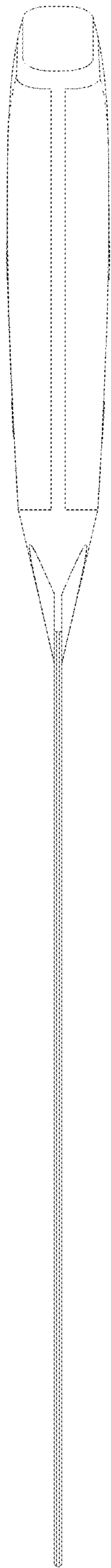


FIG. 7