



US00D920050S

(12) **United States Design Patent** (10) **Patent No.:** **US D920,050 S**
Huang (45) **Date of Patent:** **** May 25, 2021**

(54) **CAKE STAND PILLAR**

(71) Applicant: **Hongye Huang**, Fujian (CN)

(72) Inventor: **Hongye Huang**, Fujian (CN)

(**) Term: **15 Years**

(21) Appl. No.: **29/751,523**

(22) Filed: **Sep. 22, 2020**

(51) **LOC (13) Cl.** **07-01**

(52) **U.S. Cl.**
USPC **D7/558**

(58) **Field of Classification Search**

USPC D7/558, 559, 601, 610, 387, 396.1,
D7/396.6, 669, 682, 552.2; D11/143;
D26/9, 23; D23/292

CPC A47J 19/005; B65D 41/62; A47G 7/041;
A47G 7/06

See application file for complete search history.

(56) **References Cited**

U.S. PATENT DOCUMENTS

D62,404 S *	5/1923	Magee	D7/558
D249,770 S *	10/1978	Benes	D26/20
D362,784 S *	10/1995	Sperry	D11/155
D368,768 S *	4/1996	Kaiser	D23/292
D411,892 S *	7/1999	Robinson	D26/9
D413,399 S *	8/1999	Robinson	D26/9
D530,150 S *	10/2006	Eddy	D7/396.6
D614,002 S	4/2010	Heap		
D689,742 S	9/2013	Goodchild		
D710,039 S *	7/2014	Schwenk	D26/9
D720,967 S *	1/2015	Melzer	D7/682
D727,668 S *	4/2015	Davis	D6/708.17
D763,035 S *	8/2016	Hume	D7/372
2007/0084108 A1 *	4/2007	Hertlein	A01G 9/124
				47/47

OTHER PUBLICATIONS

Hotity Cake Stand | posted at Amazon.com, posted on Apr. 10, 2019, © 1996-2021 Amazon.com, [online], [site visited Apr. 6, 2021]. Available from Internet, <URL:https://www.amazon.com/Hotity-3-Piece-Dessert-Display-Cupcake/dp/B08KQ6K8ZN/> (Year: 2019).*

* cited by examiner

Primary Examiner — Susan E Krakower

Assistant Examiner — Andrew Kerr

(74) *Attorney, Agent, or Firm* — ScienBiziP, P.C.

(57) **CLAIM**

The ornamental design for a cake stand pillar, as shown and described.

DESCRIPTION

FIG. 1 is a top perspective view of a cake stand pillar, showing my design.

FIG. 2 is a bottom perspective of the cake stand pillar of FIG. 1.

FIG. 3 is a front elevation view of the cake stand pillar of FIG. 1.

FIG. 4 is a rear elevation view of the cake stand pillar of FIG. 1.

FIG. 5 is a left side elevation of the cake stand pillar of FIG. 1.

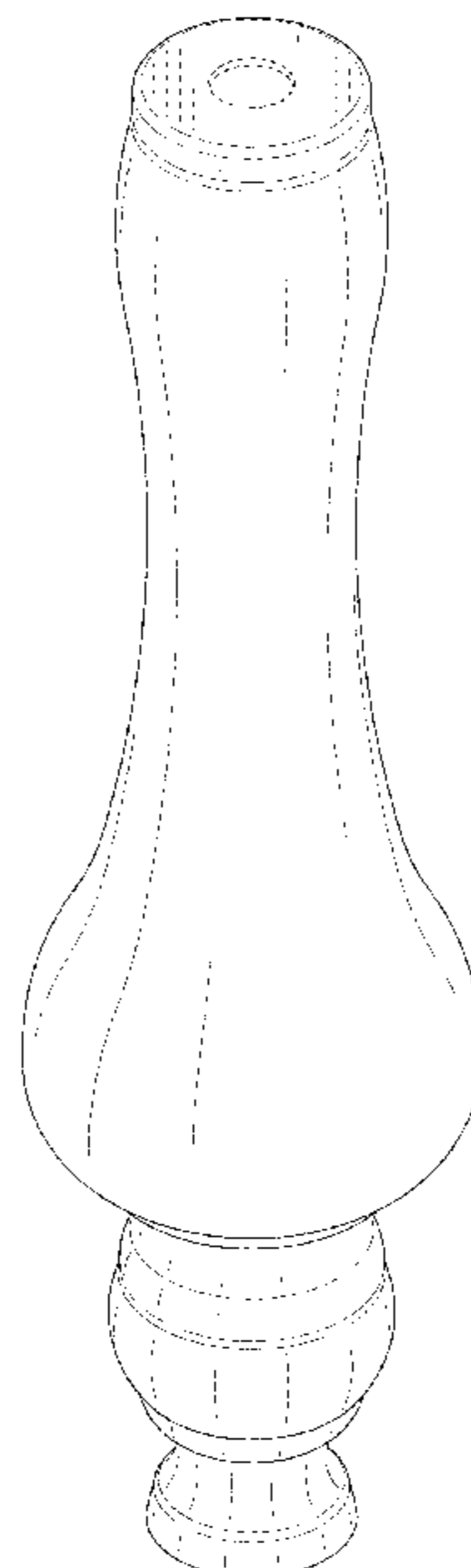
FIG. 6 is a right side elevation of the cake stand pillar of FIG. 1.

FIG. 7 is a top plan view of the cake stand pillar of FIG. 1; and,

FIG. 8 is a bottom plan view of the cake stand pillar of FIG. 1.

The broken lines in the drawings depict portions of the cake stand pillar that form no part of the claimed design.

1 Claim, 8 Drawing Sheets



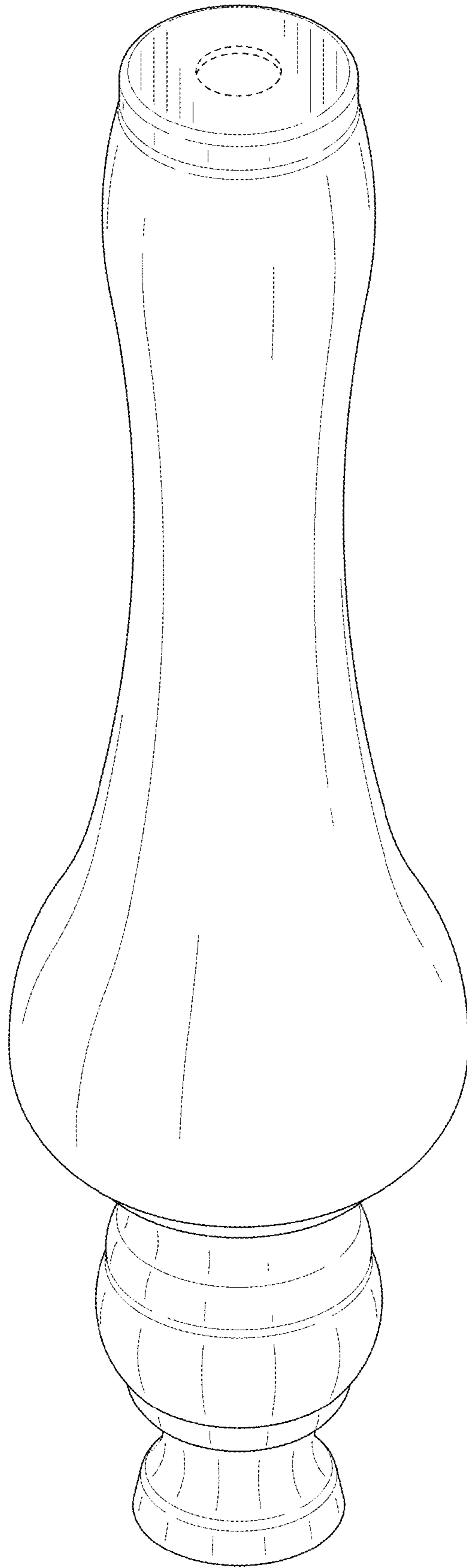


FIG. 1

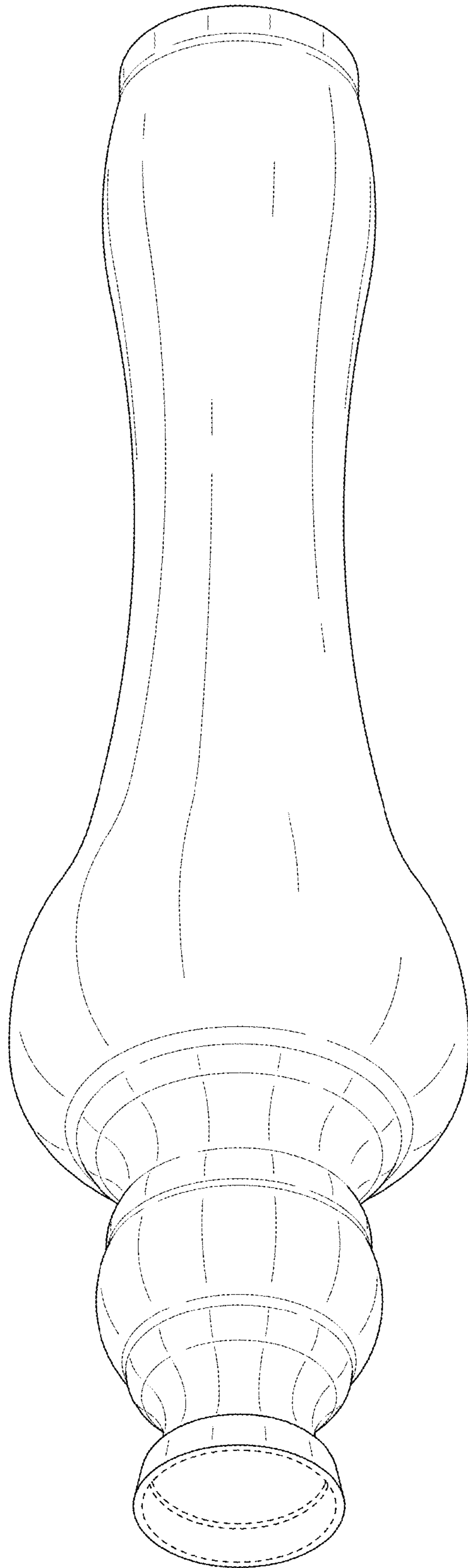


FIG. 2

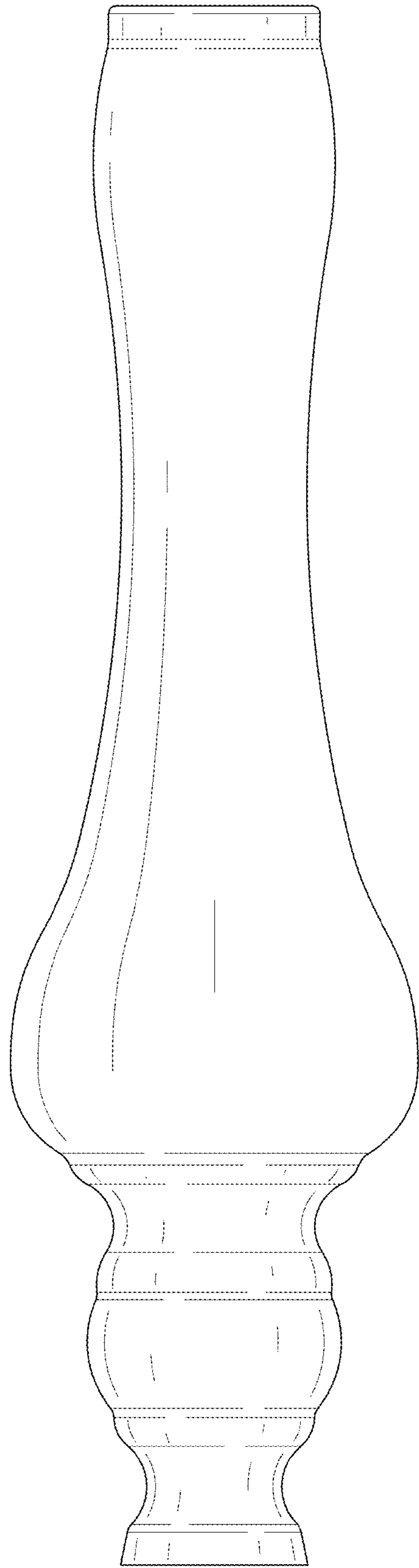


FIG. 3

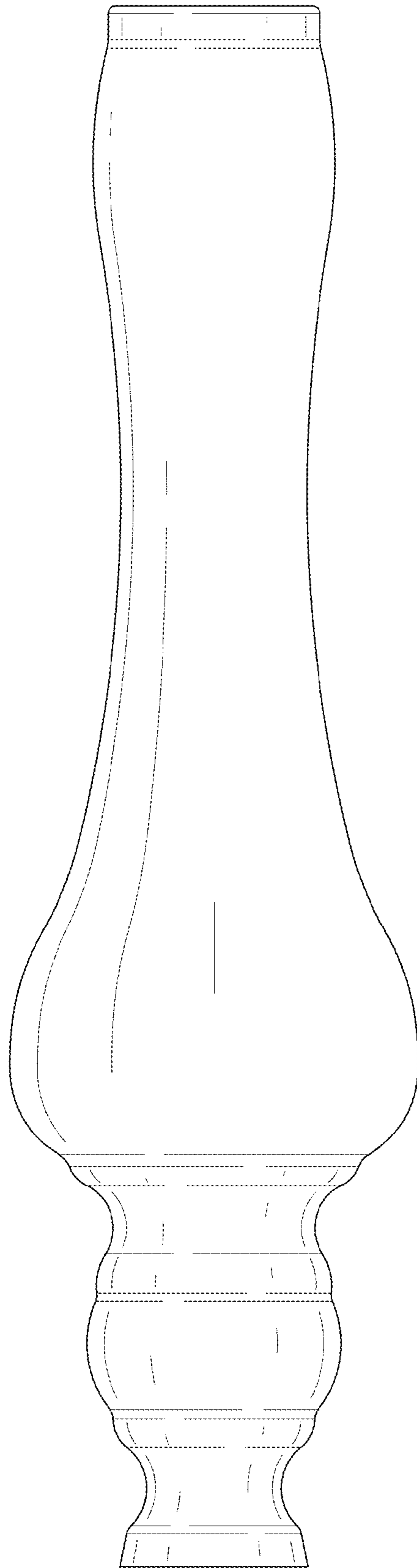


FIG. 4

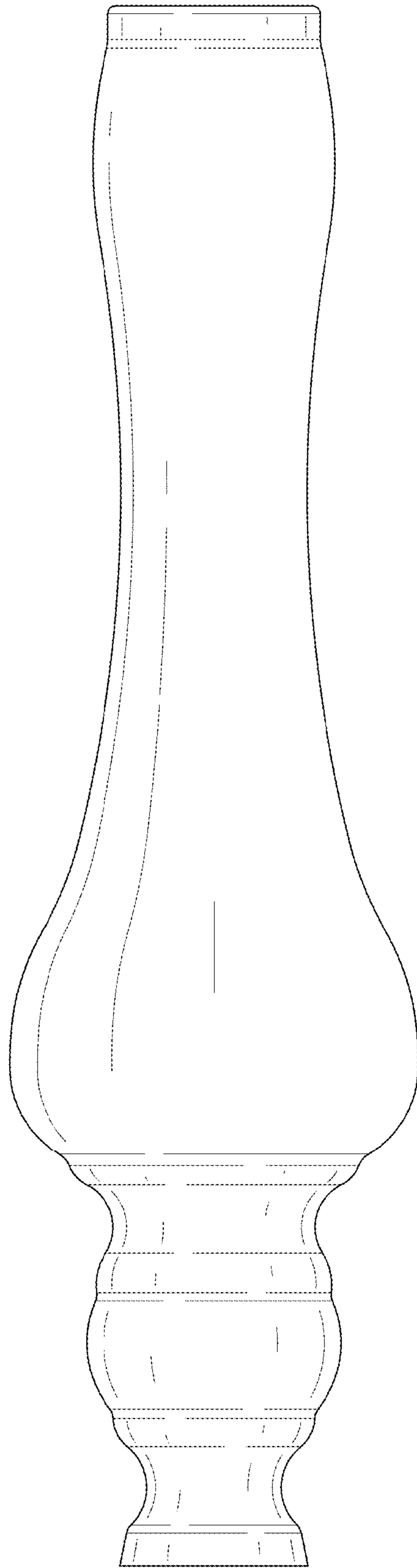


FIG. 5

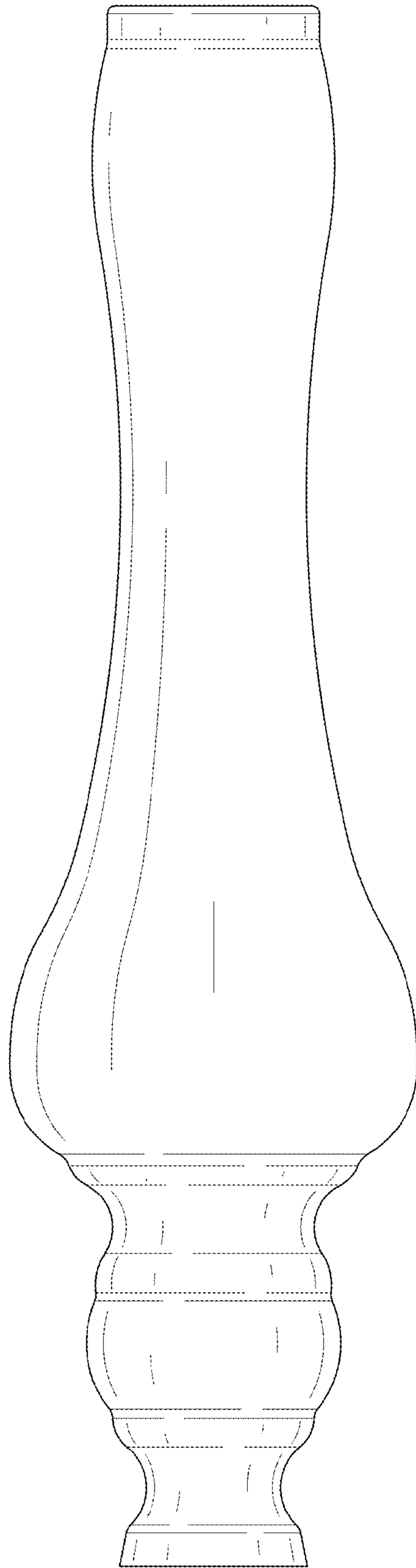


FIG. 6

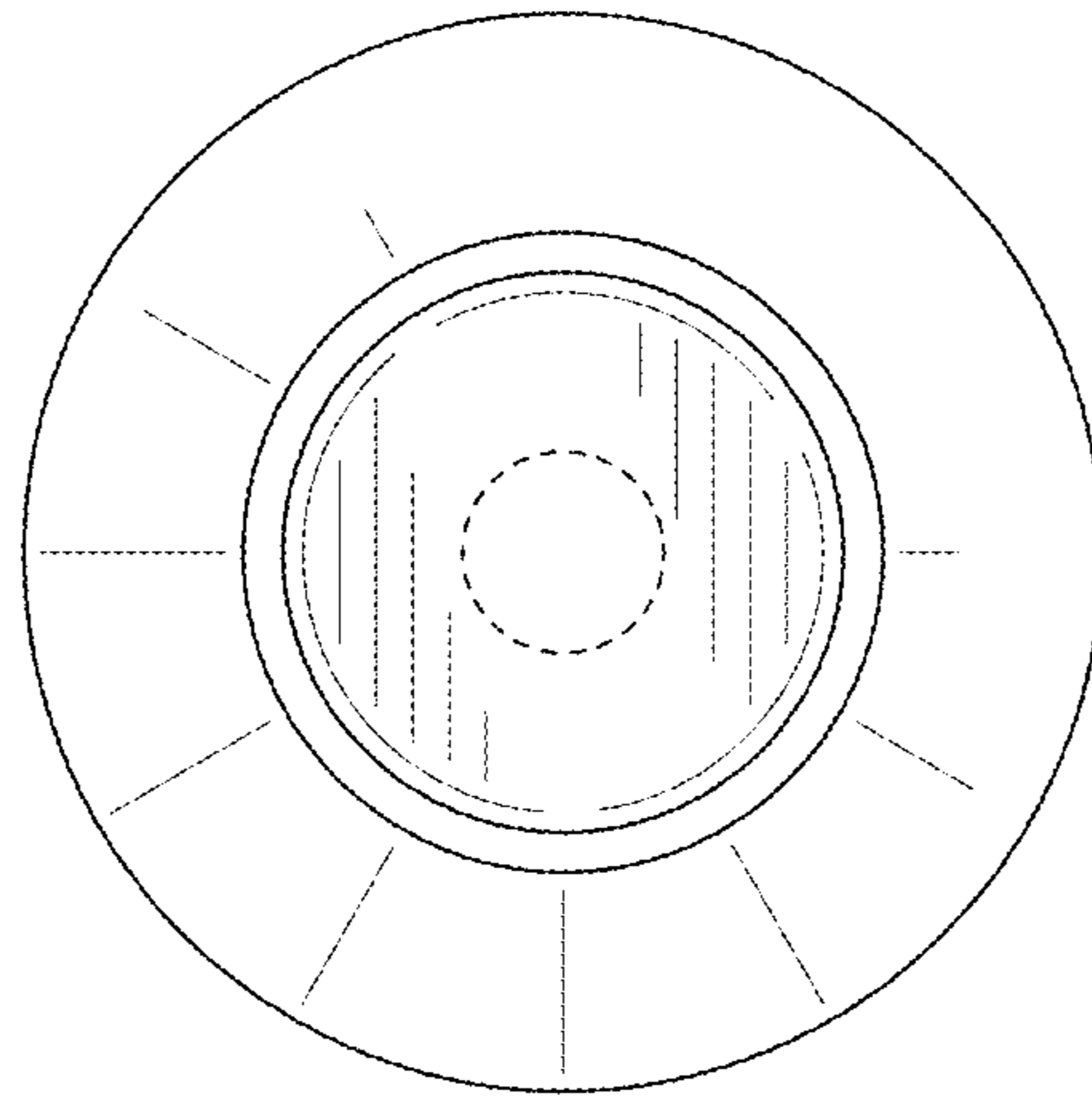


FIG. 7

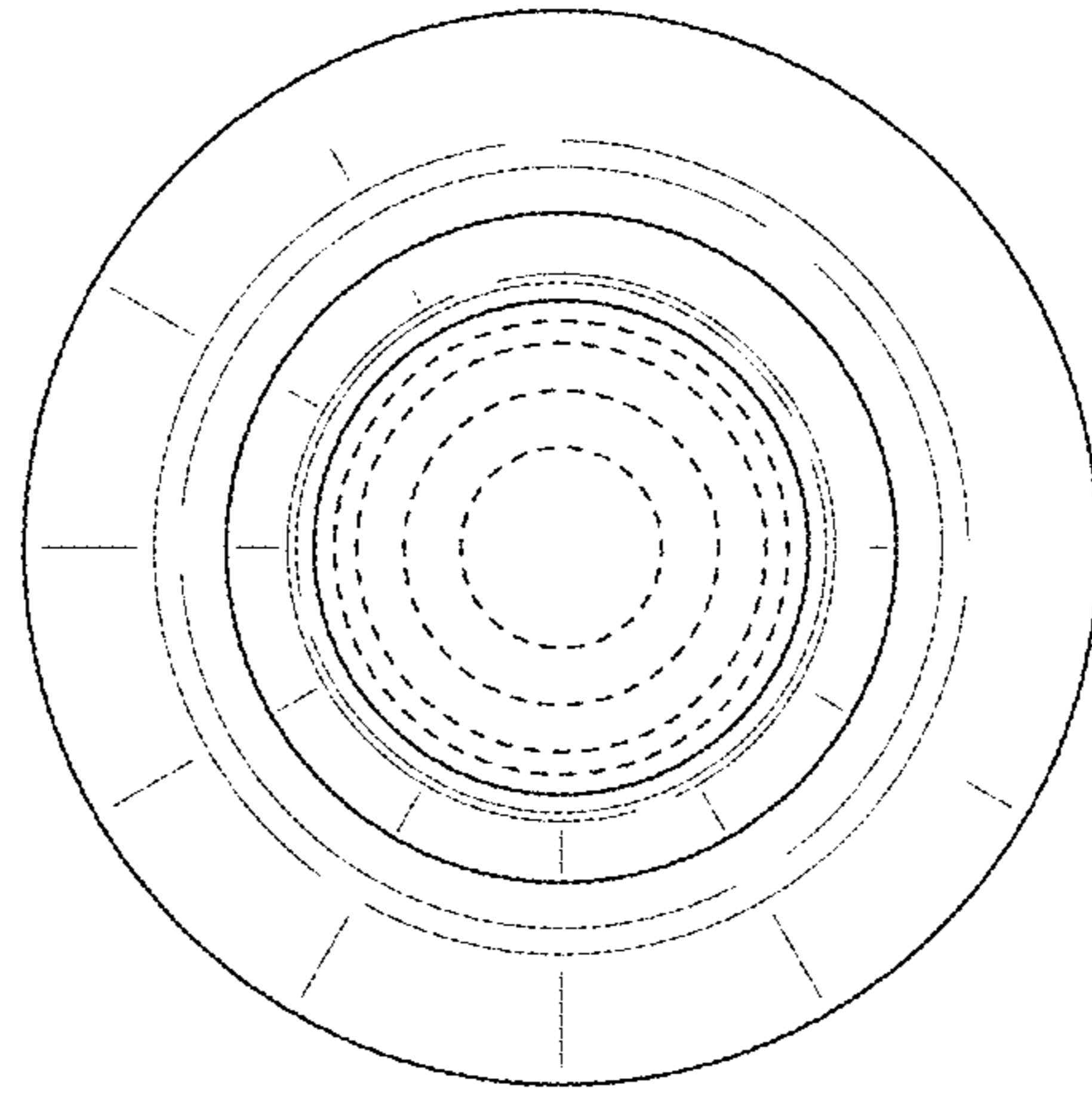


FIG. 8