



US00D920013S

(12) **United States Design Patent** (10) **Patent No.:** **US D920,013 S**
Chu (45) **Date of Patent:** **** May 25, 2021**

(54) **BOOKSHELF**
(71) Applicant: **Huilong Chu**, Nan'an (CN)
(72) Inventor: **Huilong Chu**, Nan'an (CN)
(**) Term: **15 Years**
(21) Appl. No.: **29/741,024**
(22) Filed: **Jul. 9, 2020**
(51) **LOC (13) Cl.** **06-06**
(52) **U.S. Cl.**
USPC **D6/675.1**
(58) **Field of Classification Search**
USPC D6/672, 673, 675, 675.1, 682
CPC A47F 1/00; A47B 45/00; A47B 47/04;
A47B 57/00; A47B 63/00; A47B 47/021;
A47B 47/0083
See application file for complete search history.

D845,679 S * 4/2019 Li D6/656
D856,042 S * 8/2019 Davis D6/675.3
D856,043 S * 8/2019 Davis D6/675.3
D863,843 S * 10/2019 Li D6/675.1
10,538,261 B2 * 1/2020 Nowe A47B 57/40
D878,116 S * 3/2020 Davis D6/675.1
D891,831 S * 8/2020 Davis D6/675.1
D898,486 S * 10/2020 Kallus D6/675.1
2004/0079714 A1 * 4/2004 Andrew H01M 2/1077
211/49.1
2004/0237853 A1 * 12/2004 Sholz A47B 96/1441
108/107
2010/0242405 A1 * 9/2010 Esbaum E04C 2/386
52/782.1

* cited by examiner

Primary Examiner — Kelley A Donnelly
(74) *Attorney, Agent, or Firm* — Rumit Ranjit Kanakia

(57) **CLAIM**

I claim the ornamental design for a bookshelf, as shown and described.

DESCRIPTION

FIG. 1 is a Perspective view of a bookshelf showing my new design;
FIG. 2 is a Front view thereof;
FIG. 3 is a Back view thereof;
FIG. 4 is a Right-side view thereof;
FIG. 5 is a Left-side view thereof;
FIG. 6 is a Top view thereof; and,
FIG. 7 is a Bottom view thereof.
The broken lines are for the purpose of illustrating portions of the article that form no part of the claim.

1 Claim, 7 Drawing Sheets

(56) **References Cited**
U.S. PATENT DOCUMENTS
D363,841 S * 11/1995 Nourse D6/675.1
5,833,084 A * 11/1998 Chang A47B 55/02
211/187
D499,583 S * 12/2004 Anderson D6/675.1
D543,057 S * 5/2007 Grady D6/675.1
D591,533 S * 5/2009 Karsson D6/675.3
D761,595 S 7/2016 Pulver
D769,029 S 10/2016 Okwumabua
D787,233 S 5/2017 Wang
D791,508 S 7/2017 Chen
D823,027 S 7/2018 Zou






FIG. 1

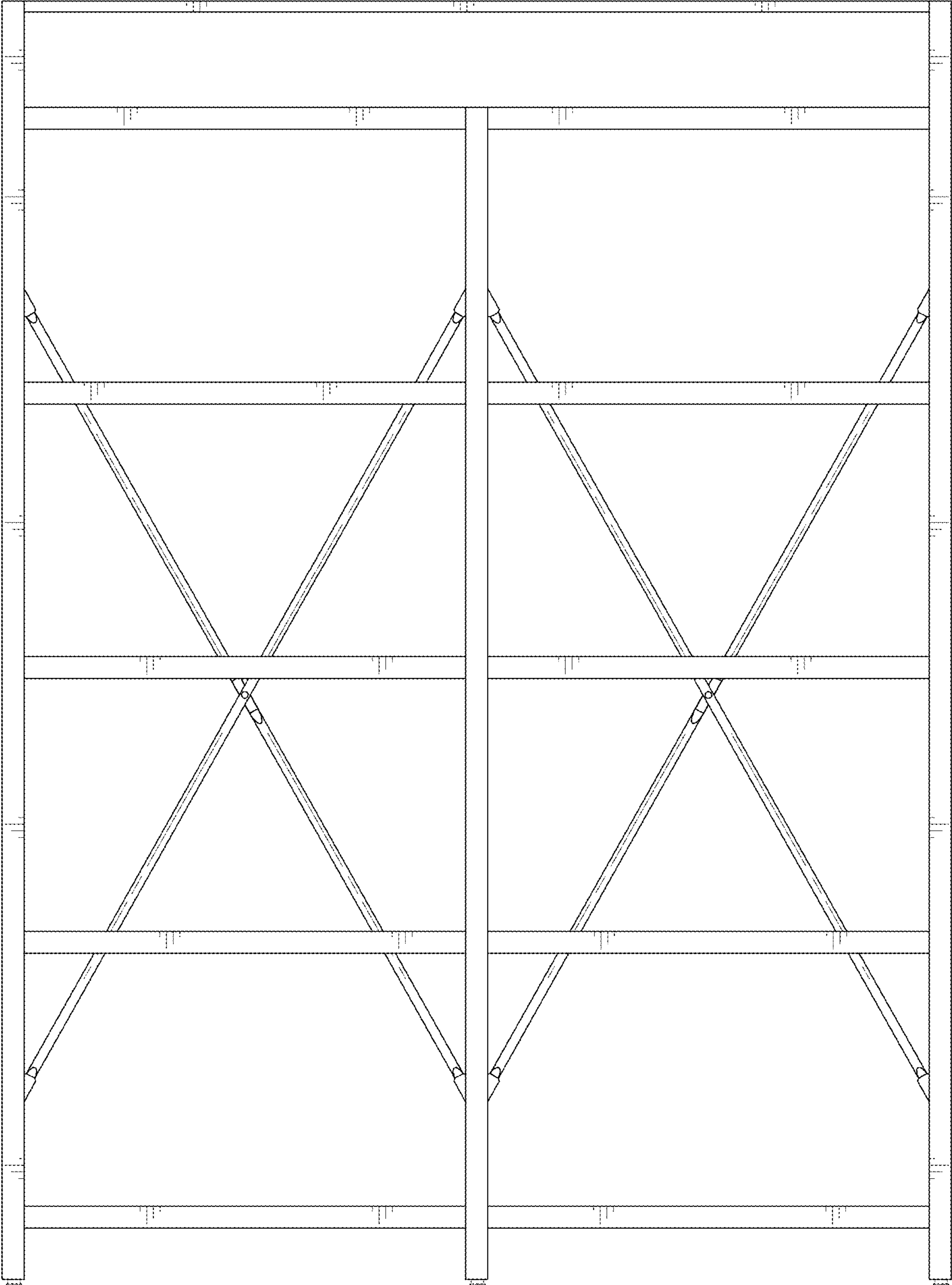


FIG. 2

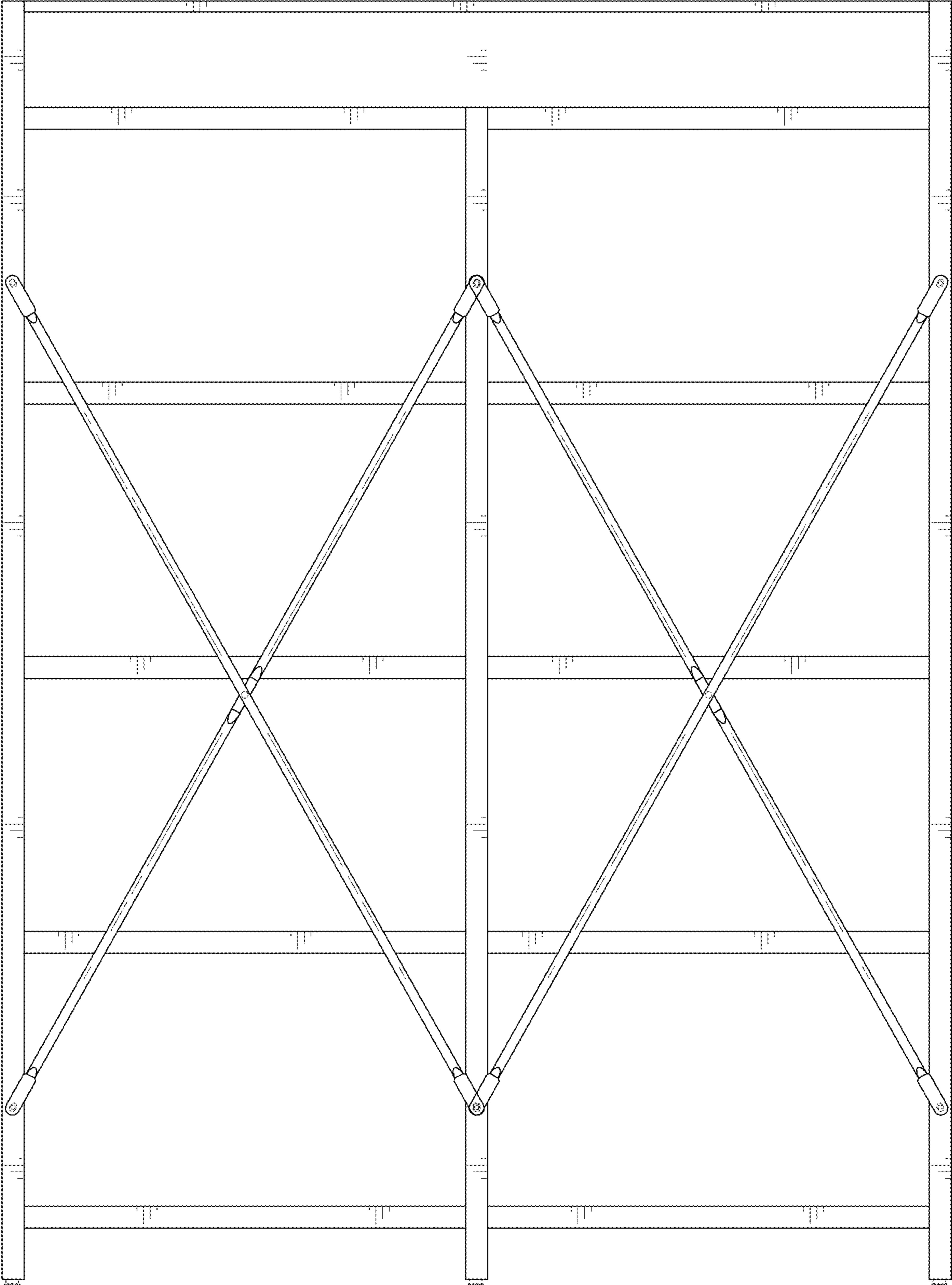


FIG. 3

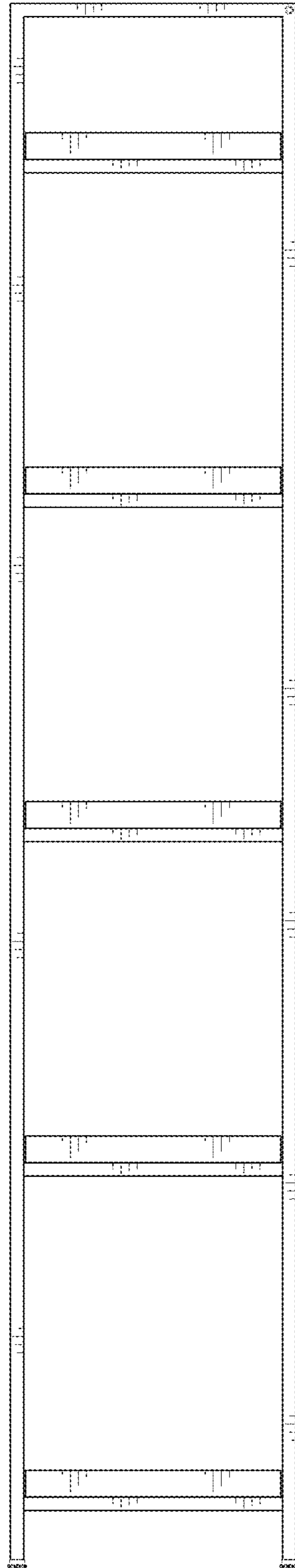


FIG. 4

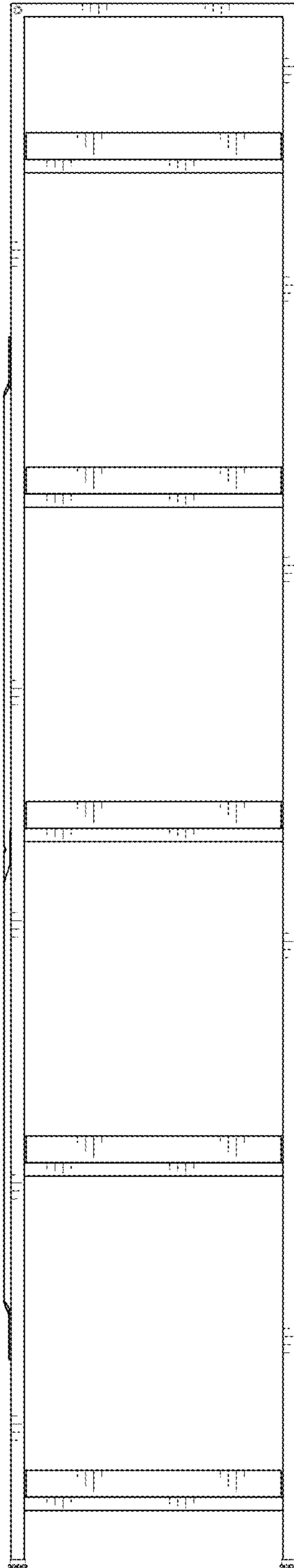


FIG. 5

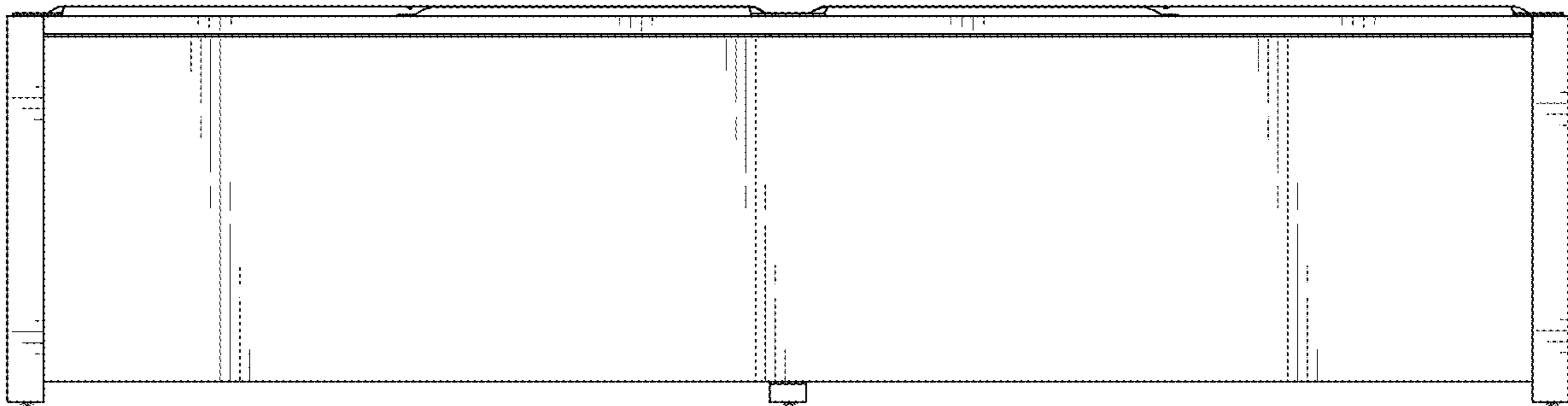


FIG. 6

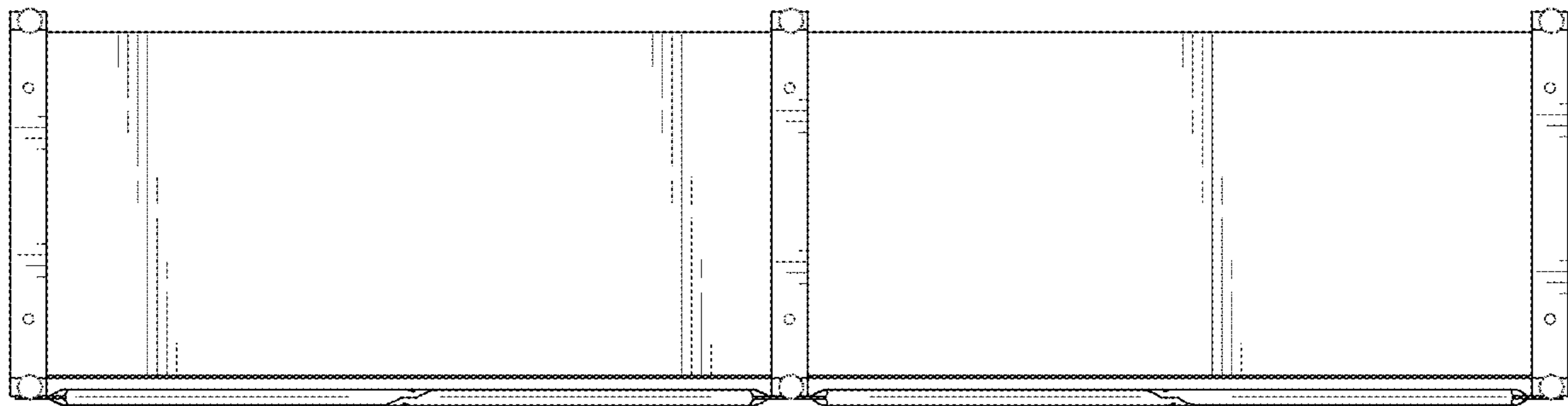


FIG. 7