



US00D919997S

(12) **United States Design Patent**  
**Cardinale et al.**

(10) **Patent No.:** **US D919,997 S**

(45) **Date of Patent:** **\*\* May 25, 2021**

(54) **CHAIR BACK**

(71) Applicant: **Poly-Wood, LLC**, Syracuse, IN (US)

(72) Inventors: **Jim Cardinale**, Syracuse, IN (US);  
**Douglas A. Rassi**, Syracuse, IN (US);  
**Brady Maller**, Syracuse, IN (US);  
**Shane Eagan**, Syracuse, IN (US);  
**Brandon Williams**, Syracuse, IN (US);  
**Sean Rassi**, Syracuse, IN (US)

(73) Assignee: **Poly-Wood, LLC**, Syracuse, IN (US)

(\*\*) Term: **15 Years**

(21) Appl. No.: **29/728,741**

(22) Filed: **Mar. 20, 2020**

(51) **LOC (13) Cl.** ..... **06-01**

(52) **U.S. Cl.**  
USPC ..... **D6/370**

(58) **Field of Classification Search**  
USPC ..... D6/368, 370, 371, 373, 374, 375, 379,  
D6/717; D21/519, 521  
CPC .... A47C 4/08; A47C 4/00; A47C 7/70; A47C  
7/405; A47C 13/00; A47C 4/027; A47C  
4/03; A47C 4/14

See application file for complete search history.

(56) **References Cited**

**U.S. PATENT DOCUMENTS**

D68,027 S \* 8/1925 Wurdack ..... D6/370  
D84,585 S \* 7/1931 Ledder et al. .... D6/370

D86,003 S \* 1/1932 Wilkening ..... D6/370  
2,490,884 A \* 12/1949 Rau ..... A47C 4/027  
297/440.15  
2,600,626 A \* 6/1952 Ellingson ..... A47C 4/14  
297/31  
D319,354 S \* 8/1991 Wolcott ..... D6/370  
D473,082 S \* 4/2003 Bollenbach ..... D6/370  
D512,577 S \* 12/2005 Mills ..... D6/370  
D719,366 S \* 12/2014 Fowler ..... D6/370  
D777,465 S \* 1/2017 Milde ..... D6/370  
D778,081 S \* 2/2017 Prokofiev ..... D6/370  
D899,801 S \* 10/2020 White, III ..... D6/370  
D906,713 S \* 1/2021 White, III ..... D6/370

\* cited by examiner

*Primary Examiner* — Kevin K Rudzinski

*Assistant Examiner* — Paul D Bohannon

(74) *Attorney, Agent, or Firm* — Woodard, Emhardt,  
Henry, Reeves & Wagner, LLP

(57) **CLAIM**

The ornamental design for a chair back, as shown and described.

**DESCRIPTION**

FIG. 1 is a perspective view of the chair back.

FIG. 2 is a front view of the chair back.


FIG. 3 is a back view of the chair back.


FIG. 4 is a top view of the chair back; and,

FIG. 5 is a side view of the chair back.

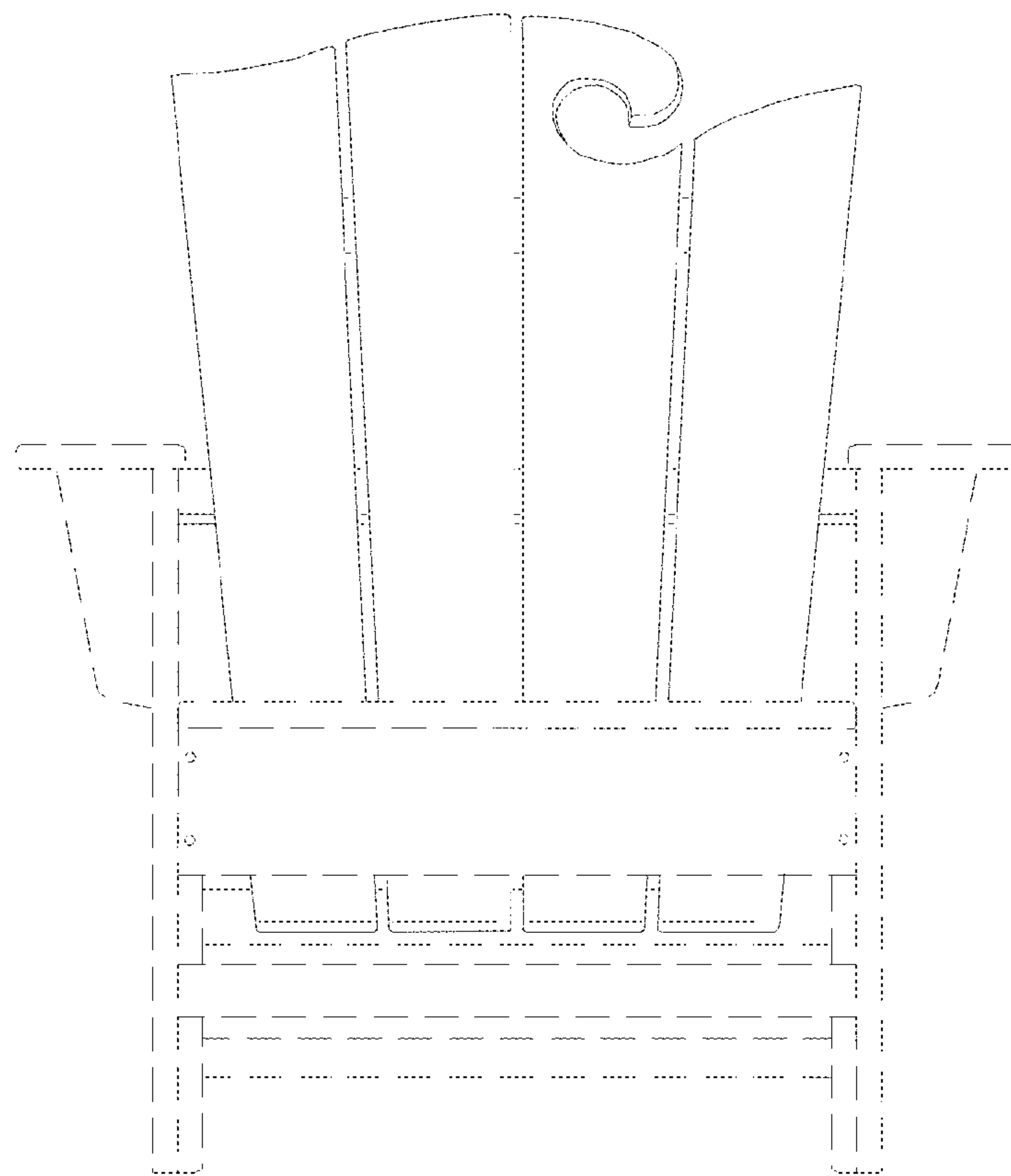
The broken lines in the drawings illustrate portions of the article that form no part of the claimed design.

**1 Claim, 3 Drawing Sheets**

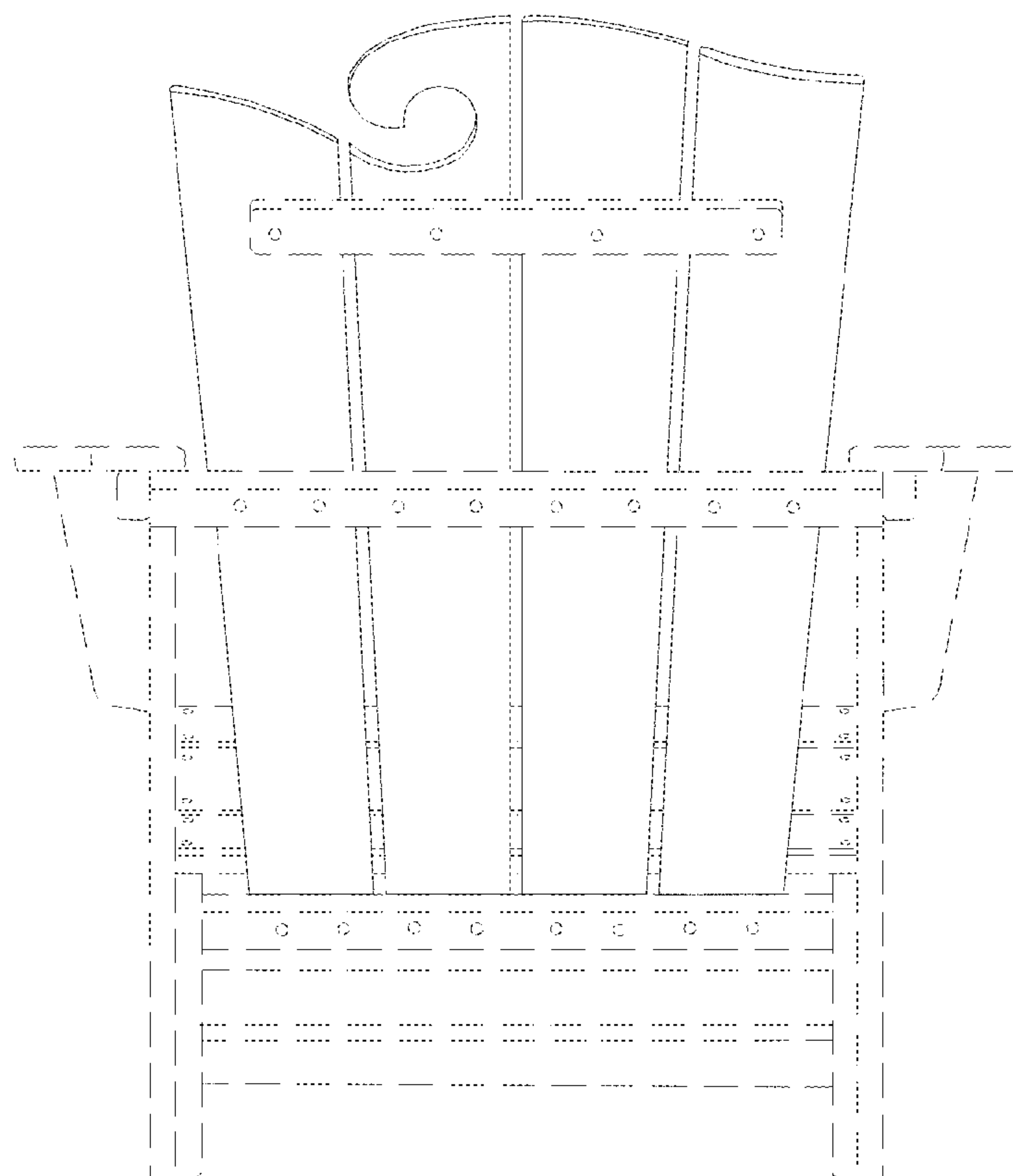




**Fig. 1**

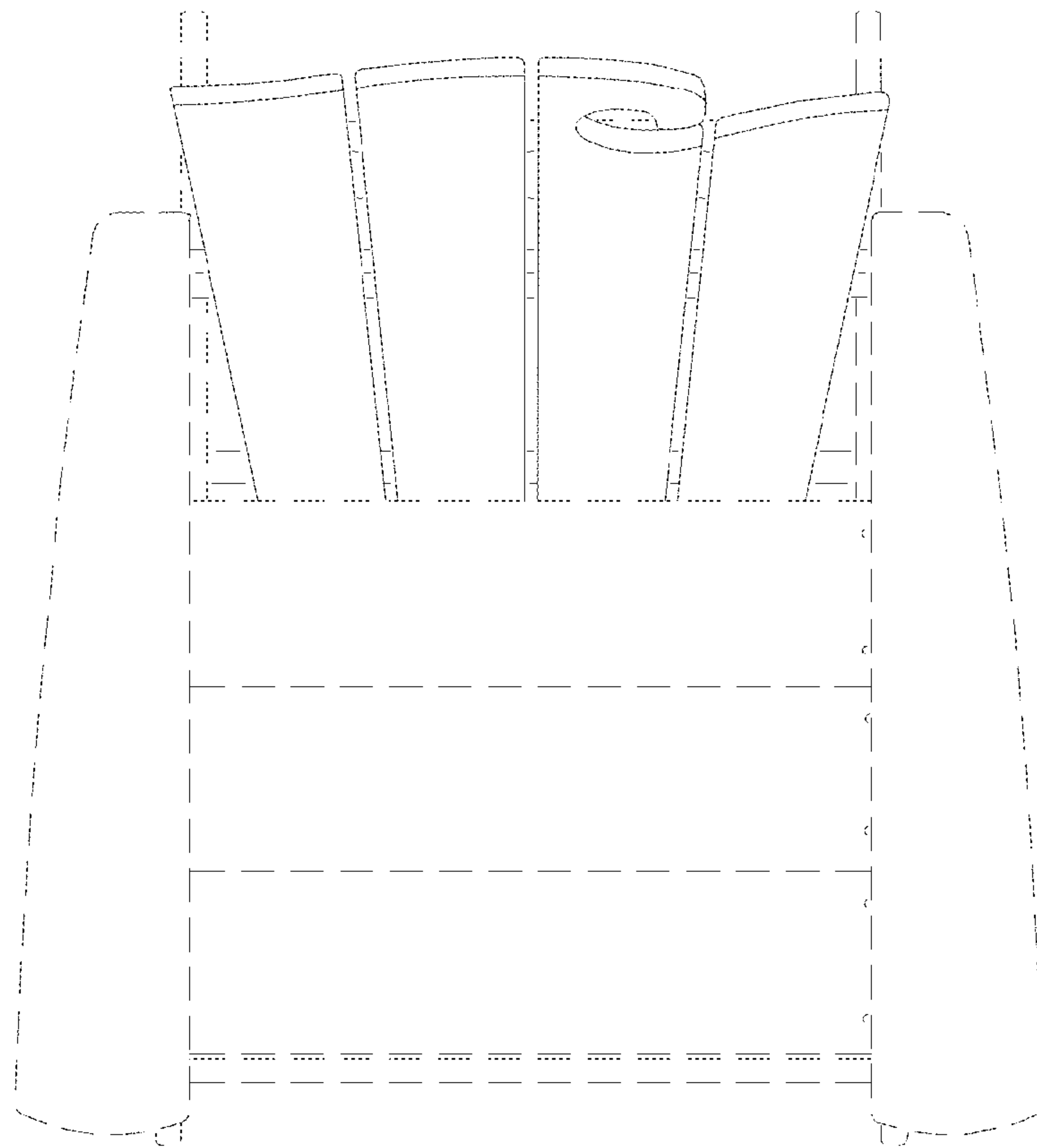


**Fig. 2**



**Fig. 3**

**Fig. 4**



**Fig. 5**

