



US00D919976S

(12) **United States Design Patent**
Rennette

(10) **Patent No.:** **US D919,976 S**
(45) **Date of Patent:** **** May 25, 2021**

- (54) **VENTED HAIR BRUSH**
- (71) Applicant: **Olivia Garden International Inc.,**
Walnut Creek, CA (US)
- (72) Inventor: **Jean Rennette,** Walnut Creek, CA (US)
- (73) Assignee: **Olivia Garden International, Inc.,**
Walnut Creek, CA (US)
- (**) Term: **15 Years**
- (21) Appl. No.: **29/731,139**
- (22) Filed: **Apr. 13, 2020**

D624,321 S	9/2010	Rennette	
D627,568 S	* 11/2010	Rennette D4/128
D644,440 S	9/2011	Rennette	
D646,488 S	10/2011	Rennette	
D648,540 S	11/2011	Rennette	
D684,373 S	6/2013	Rennette	
D710,114 S	8/2014	Yao	
D720,138 S	12/2014	Schuler	
D730,060 S	5/2015	Rennette	
D730,061 S	5/2015	Rennette	
D739,660 S	9/2015	Rennette	
D749,326 S	2/2016	Rennette	
D759,477 S	6/2016	Rennette	
D762,069 S	7/2016	Rennette	
D766,588 S	9/2016	Rennette	
D775,839 S	* 1/2017	Rennette D4/138
D782,829 S	4/2017	Park	
D787,834 S	5/2017	Cheung	
D792,711 S	* 7/2017	Hou D4/133
D798,605 S	10/2017	Funches	

Related U.S. Application Data

- (63) Continuation-in-part of application No. 29/698,095,
filed on Jul. 15, 2019.

- (51) **LOC (13) Cl.** **04-02**
- (52) **U.S. Cl.**
USPC **D4/138**

- (58) **Field of Classification Search**
USPC D4/128, 129, 131, 136, 138, 108, 109,
D4/119; D32/35, 51; 15/104.5, 104.16,
15/104.2, 104.31, 104.32, 164, 165, 206;
D28/65; D7/682; 452/298, 458
CPC A46B 2200/10; A46B 2200/104;
A45D 2/10; A45D 1/00; A46D 1/003;
A46D 3/087

See application file for complete search history.

(56) **References Cited**

U.S. PATENT DOCUMENTS

823,005 A	6/1906	Thompson
832,591 A	10/1906	Brown et al.
846,286 A	3/1907	Darlington
D555,907 S	11/2007	Rennette
D573,755 S	7/2008	Rennette
D621,163 S	8/2010	Rennette

Primary Examiner — Austin Murphy

(74) *Attorney, Agent, or Firm* — Volk & McElroy, LLP;
Michael D. Volk, Jr.

(57) **CLAIM**

The ornamental design for a vented hair brush, as shown.

DESCRIPTION

FIG. 1 is a front perspective view of a vented hair brush showing my new design.

FIG. 2 is a rear perspective view thereof.

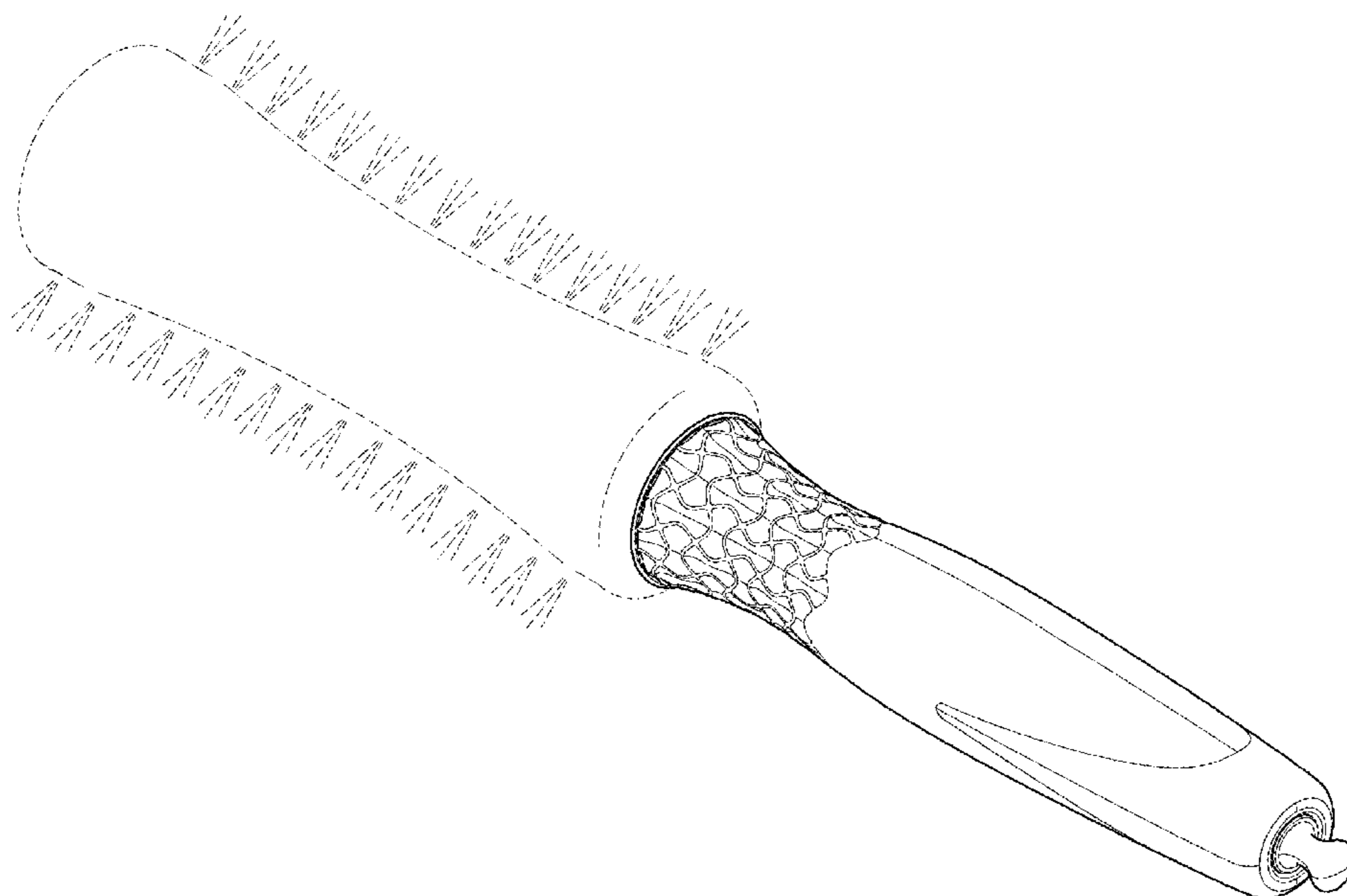
FIG. 3 is a front view thereof. The rear view is the same as the front view.

FIG. 4 is a right side view thereof. The left side view is the same as the right side view; and,

FIG. 5 is a bottom view thereof.

The broken lines in the drawings depict features that form no part of the claimed design.

1 Claim, 5 Drawing Sheets



(56)

References Cited

U.S. PATENT DOCUMENTS

D798,607	S	10/2017	Park	
D801,701	S	11/2017	Rennette	
D801,702	S *	11/2017	Rennette	D4/138
D807,646	S *	1/2018	Rennette	D4/128
D823,004	S *	7/2018	Kuo	D4/128
10,028,574	B2	7/2018	Rennette	
D832,591	S *	11/2018	Kuo	D4/128
D846,286	S *	4/2019	Treeby	D4/128
D846,887	S *	4/2019	Treeby	D4/128
D856,683	S *	8/2019	Rennette	D4/128
D884,360	S *	5/2020	Hou	D4/128
10,750,851	B2 *	8/2020	Mikitovic	A46B 9/02
D895,981	S *	9/2020	Rennette	D4/138
2002/0066150	A1	6/2002	Bigio	
2016/0353855	A1	12/2016	Rennette	

* cited by examiner

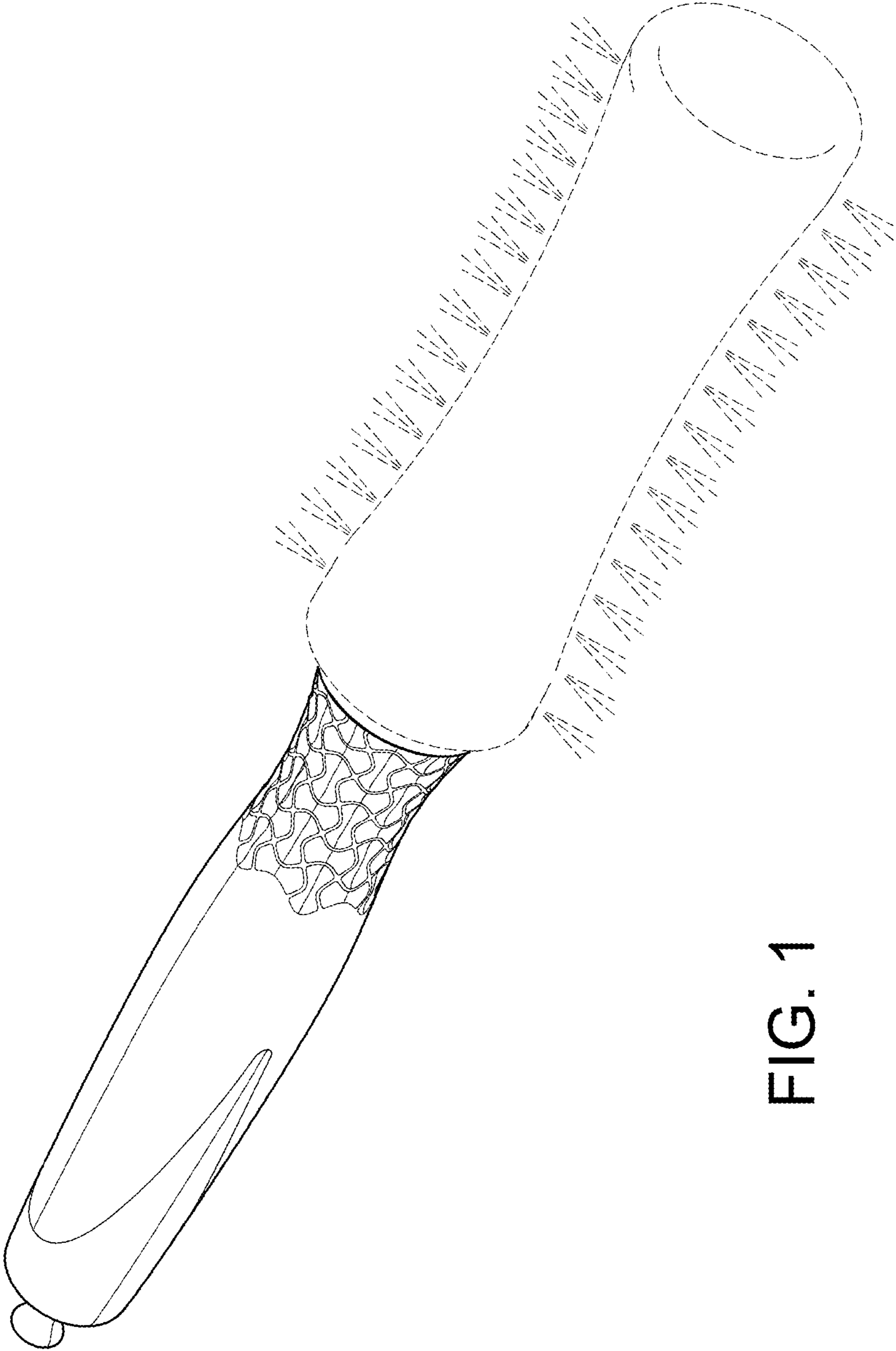


FIG. 1

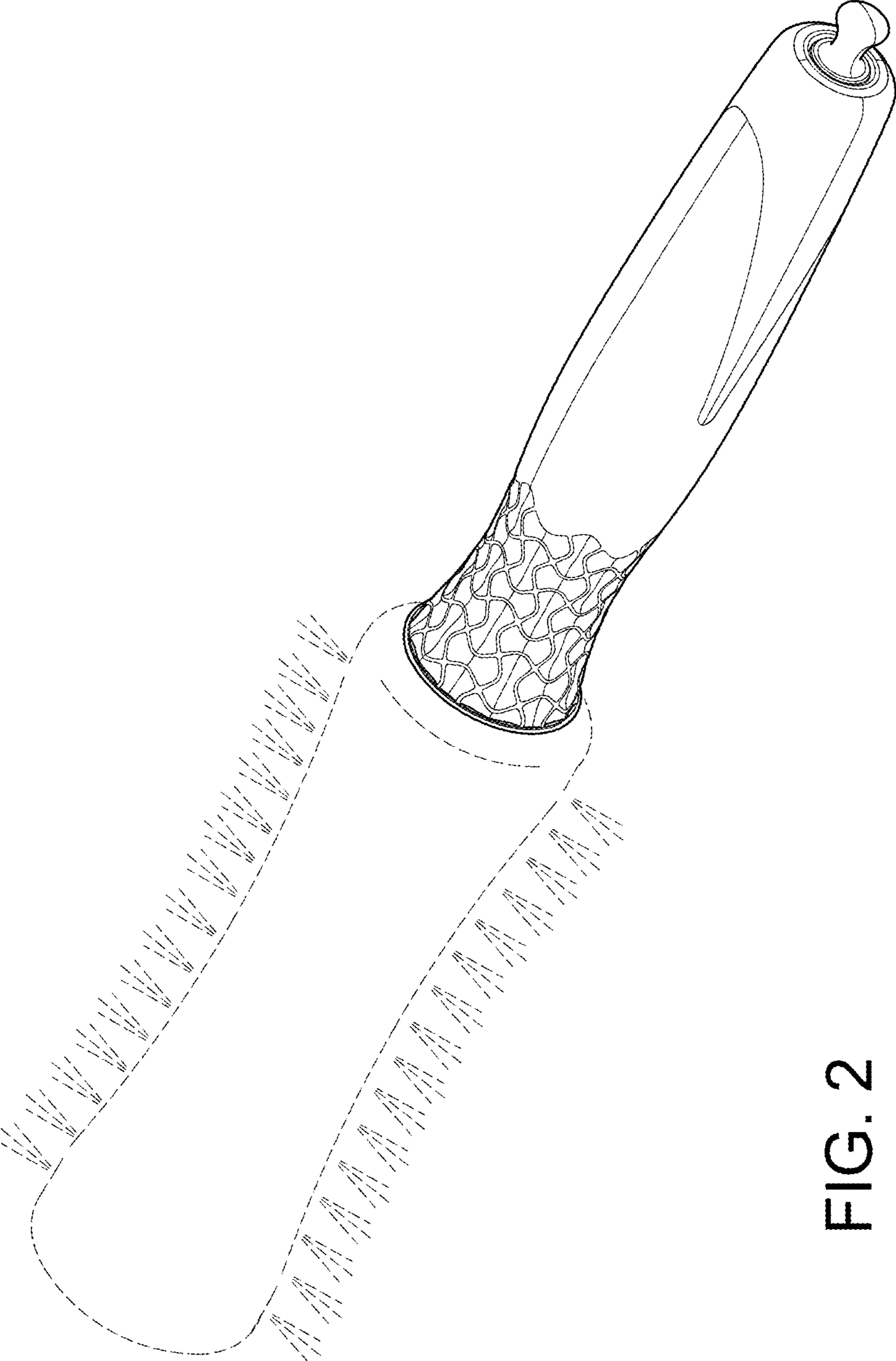


FIG. 2

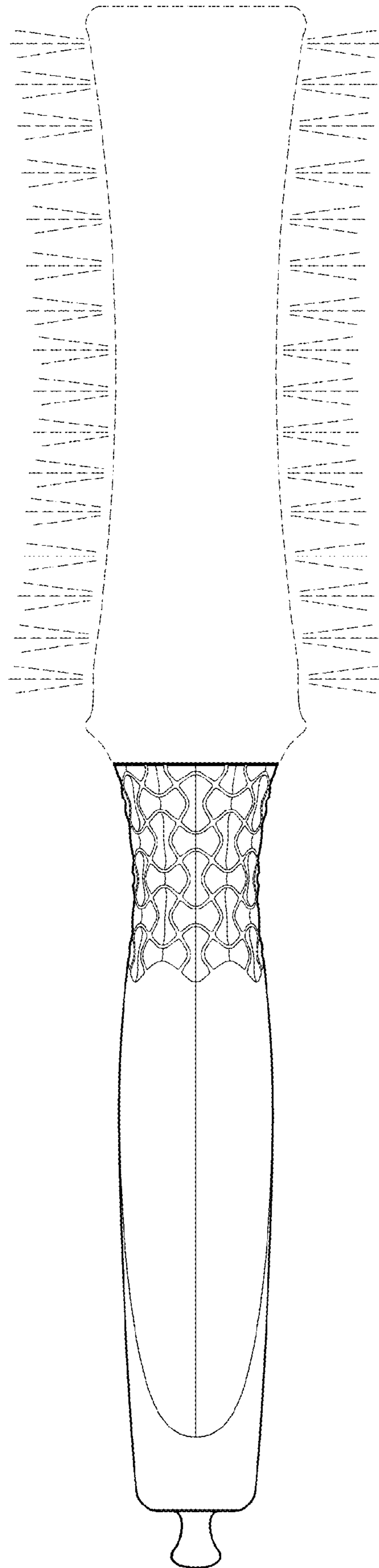


FIG. 3

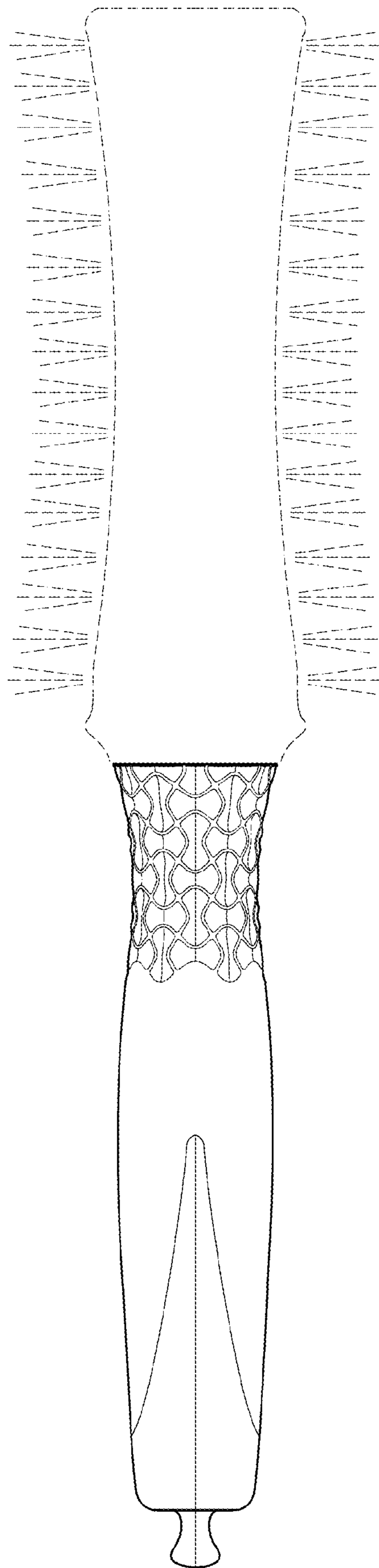


FIG. 4

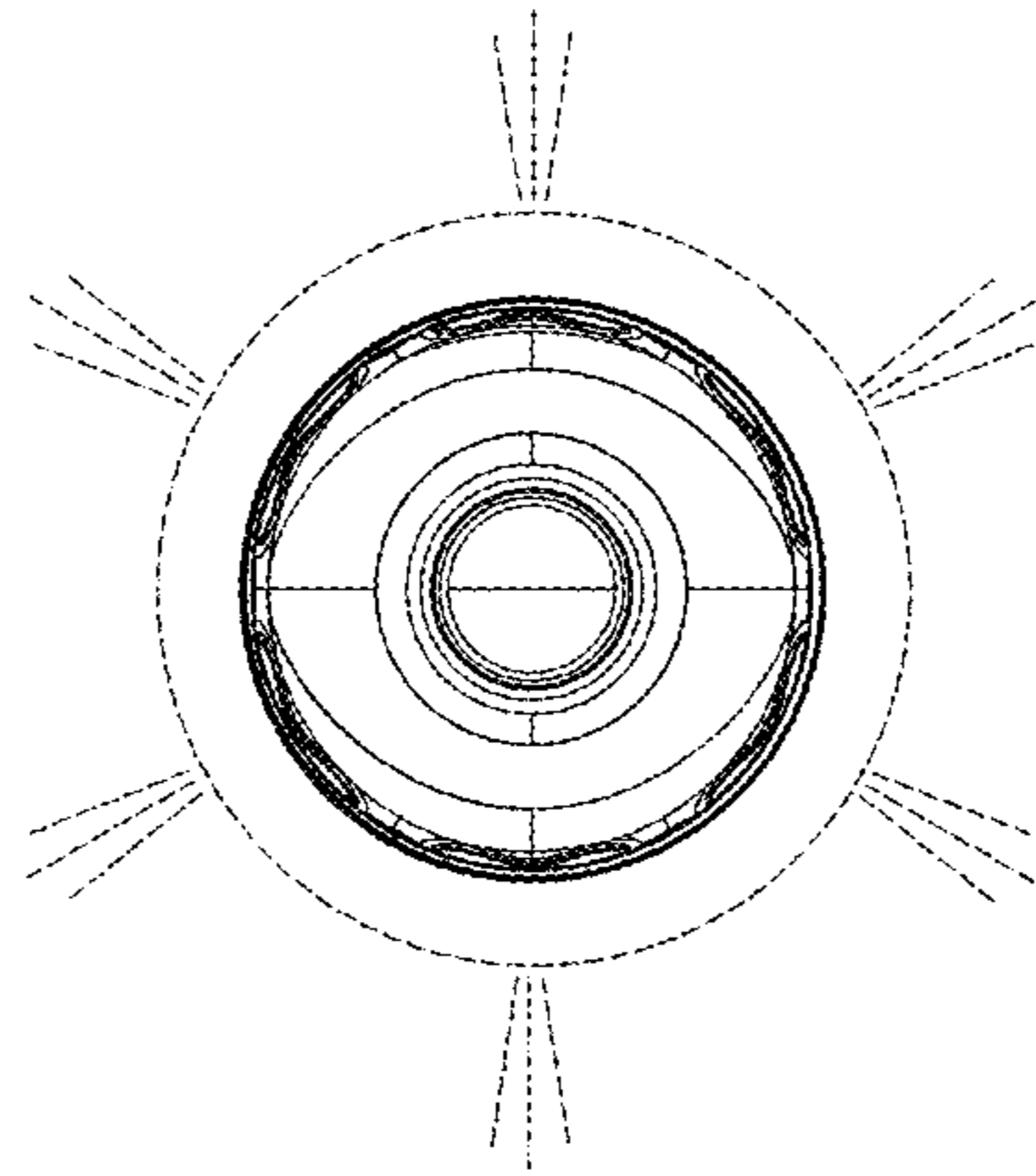


FIG. 5