



US00D919938S

(12) **United States Design Patent** (10) **Patent No.:** **US D919,938 S**  
**Eldridge et al.** (45) **Date of Patent:** **\*\* May 25, 2021**

(54) **ATTACHMENT FOR A CAP**

(71) Applicant: **Snaps Ventures Inc.**, New York, NY (US)

(72) Inventors: **Matthew Ryan Eldridge**, Moncton (CA); **Sydney Diane Bakich**, New York, NY (US)

(73) Assignee: **Snaps Ventures Inc.**, Jupiter, FL (US)

(\*\*) Term: **15 Years**

(21) Appl. No.: **29/733,328**

(22) Filed: **Apr. 30, 2020**

**Related U.S. Application Data**

(63) Continuation of application No. 35/001,578, filed on Sep. 22, 2018 (U.S. filing date under 35 U.S.C. 384), (Continued)

(51) **LOC (13) Cl.** ..... **02-03**

(52) **U.S. Cl.**  
USPC ..... **D2/891**

(58) **Field of Classification Search**  
USPC ..... D2/865, 866, 867, 869, 870, 871, 872, D2/873, 874, 875, 876, 877, 878, 879, (Continued)

(56) **References Cited**

**U.S. PATENT DOCUMENTS**

1,053,974 A 2/1913 Cohen  
1,236,654 A 8/1917 Baltzley  
(Continued)

**FOREIGN PATENT DOCUMENTS**

DE 296 09 123 U1 8/1996  
JP D1606101 S 6/2018  
(Continued)

**OTHER PUBLICATIONS**

U.S. Appl. No. 16/473,617, filed Jun. 25, 2019, Eldridge et al. (Continued)

*Primary Examiner* — Jasmine Mlinarcik  
(74) *Attorney, Agent, or Firm* — Wolf, Greenfield & Sacks, P.C.

(57) **CLAIM**

The ornamental design for an attachment for a cap, as shown and described.

**DESCRIPTION**

FIG. 1 is a top, front, and right side perspective view of a first embodiment of an attachment for a cap according to our new design;  
FIG. 2 is a front elevation view thereof;  
FIG. 3 is a rear elevation view thereof;  
FIG. 4 is a top plan view thereof;  
FIG. 5 is a bottom plan view thereof;  
FIG. 6 is a left side elevation view thereof;  
FIG. 7 is a right side elevation view thereof;  
FIG. 8 is a top, front, left side perspective view showing the first embodiment of the attachment attached to a cap;  
FIG. 9 is a top, front, and right side perspective view of a second embodiment of the attachment;  
FIG. 10 is a front elevation view of FIG. 9;  
FIG. 11 is a rear elevation view of FIG. 9;  
FIG. 12 is a top plan view of FIG. 9;  
FIG. 13 is a bottom plan view of FIG. 9;  
FIG. 14 is a left side elevation view of FIG. 9;  
FIG. 15 is a right side elevation view of FIG. 9;  
FIG. 16 is a top, front, left side perspective view showing the second embodiment of the attachment attached to a cap;  
FIG. 17 is a top, front, and right side perspective view of a third embodiment of the attachment;  
FIG. 18 is a front elevation view of FIG. 17;  
FIG. 19 is a rear elevation view of FIG. 17;  
FIG. 20 is a top plan view of FIG. 17;  
FIG. 21 is a bottom plan view of FIG. 17;  
FIG. 22 is a left side elevation view of FIG. 17;  
FIG. 23 is a right side elevation view of FIG. 17; and,

(Continued)

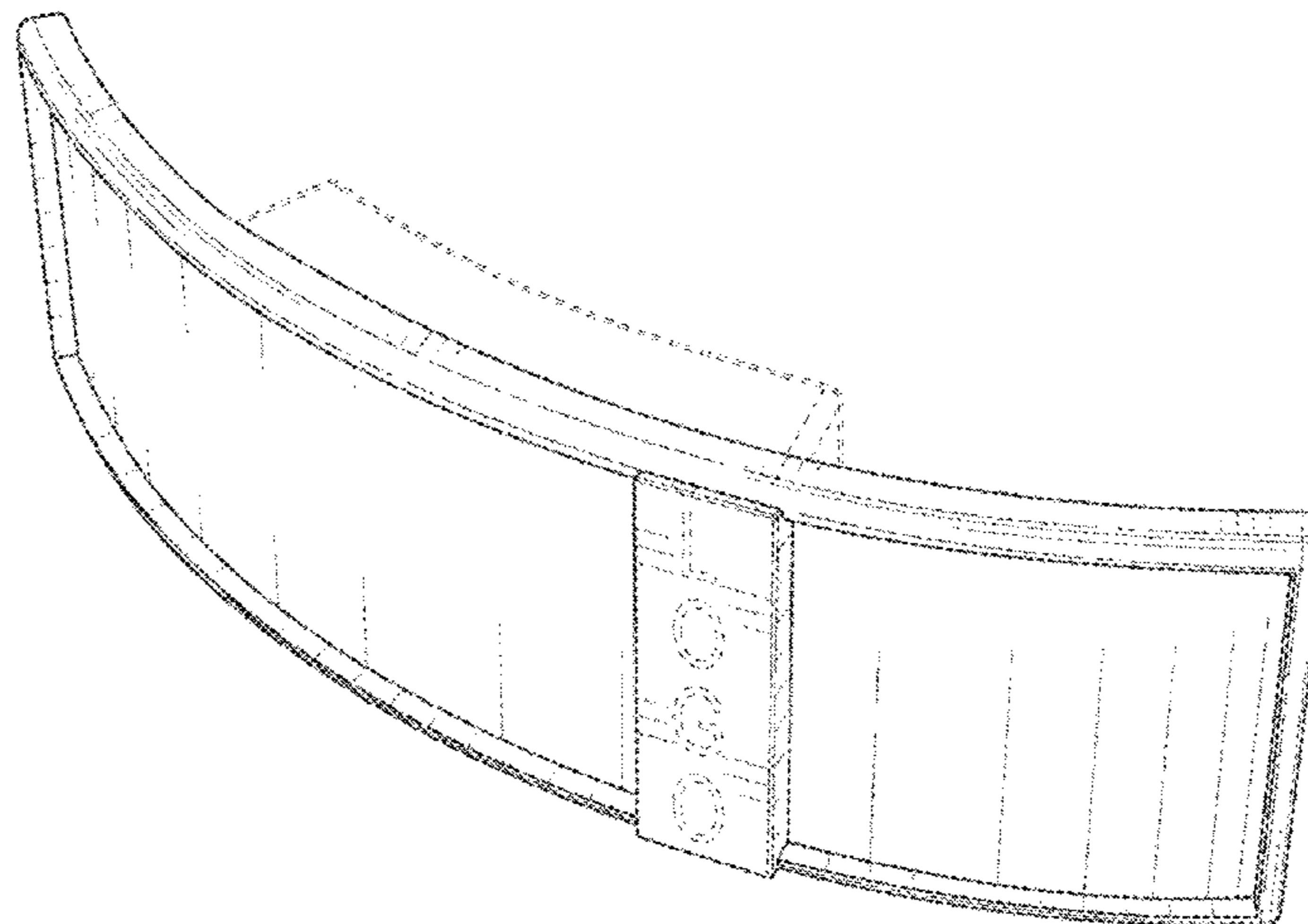


FIG. 24 is a top, front, left side perspective view showing the third embodiment of the attachment attached to a cap. The broken lines and unshaded areas within the broken line outlines along the surfaces of the attachment for a cap define portions of the article that form no part of the claimed design. The cap outlined by broken lines in FIGS. 8, 16, and 24 depicts environmental structure of the attachment for a cap and forms no part of the claimed design.

**1 Claim, 24 Drawing Sheets**

**Related U.S. Application Data**

and having an international filing date of Sep. 22, 2018.

(58) **Field of Classification Search**

USPC ..... D2/880, 881, 882, 883, 884, 885, 886, D2/887, 888, 889, 890, 891, 892, 893, D2/894, 895, 639, 976; D6/315, 323, D6/325, 328; D8/38; D11/91, 200, 201, D11/204, 207, 214, 215, 222; D3/265; D19/65; D26/39; D29/110, 122, 129  
CPC ..... A42B 1/00; A42B 1/002; A42B 1/004; A42B 1/006; A42B 1/02; A42B 1/062; A42B 1/064; A42B 1/205; A42B 1/22; A42B 1/24; A42B 1/248; A42B 3/04; A42B 7/00; A44B 9/00; A44B 9/02; A44B 9/04; A44B 9/06; A45F 5/06

See application file for complete search history.

(56) **References Cited**

U.S. PATENT DOCUMENTS

2,181,446 A 11/1939 Ames  
2,478,376 A \* 8/1949 De Swart ..... B42F 1/10  
24/67.9  
2,737,220 A 3/1956 Hoff  
2,800,695 A \* 7/1957 Stegeman ..... A45C 11/04  
24/3.8  
D254,845 S 4/1980 Young  
4,776,043 A 10/1988 Coleman  
5,003,640 A 4/1991 Pizzacar  
D326,932 S \* 6/1992 Millar ..... 128/201.15  
5,165,190 A 11/1992 Smyth  
D341,712 S 11/1993 Fulcher  
D343,372 S 1/1994 Ferré  
5,315,714 A 5/1994 Peters et al.  
5,418,981 A 5/1995 Miner  
5,428,844 A 7/1995 Dougherty  
5,499,402 A 3/1996 Rose  
5,519,892 A 5/1996 Pizzacar  
5,533,213 A 7/1996 Reiner et al.  
5,546,605 A 8/1996 Mallardi  
D373,454 S 9/1996 Ramirez  
D375,827 S 11/1996 Will  
5,600,855 A 2/1997 Ramirez  
5,632,047 A 5/1997 Van Den Heuvel  
5,687,425 A 11/1997 Blosser  
D407,537 S \* 4/1999 Simpson ..... D2/865  
D412,937 S 8/1999 Franklin  
5,997,662 A 12/1999 Norio  
6,006,362 A 12/1999 Walsh  
6,021,525 A 2/2000 Mertins  
6,185,750 B1 2/2001 Dumas  
6,279,168 B1 8/2001 Bean

6,484,322 B2 11/2002 Christian  
D486,862 S 2/2004 Coe  
6,729,058 B2 5/2004 Ferguson  
D492,351 S \* 6/2004 Sato ..... D19/34  
D497,858 S 11/2004 Fabian  
6,871,486 B2 3/2005 Moehnke et al.  
D574,614 S \* 8/2008 Sanders ..... D3/247  
D579,194 S 10/2008 Caylor  
D591,934 S 5/2009 Gore  
D601,792 S 10/2009 Kennedy  
D605,381 S 12/2009 Mastrantonio et al.  
D613,638 S 4/2010 Jorst et al.  
D627,146 S 11/2010 Kantor et al.  
7,861,322 B2 \* 1/2011 Cho ..... A44B 11/008  
2/183  
D635,336 S 4/2011 Alger  
D637,106 S 5/2011 Babyak  
D638,964 S 5/2011 Cappuccio  
D645,211 S 9/2011 Hill  
D645,231 S 9/2011 Perry  
D667,212 S 9/2012 Reilly  
D677,193 S \* 3/2013 MacDonald ..... D11/78.1  
D682,665 S 5/2013 Meyer  
8,573,773 B1 11/2013 Acosta  
D695,454 S 12/2013 Moore  
D703,722 S \* 4/2014 Kim ..... D16/237  
D724,479 S 3/2015 Cerrato  
D724,487 S 3/2015 Dighton et al.  
D729,502 S 5/2015 Aldridge  
D737,564 S 9/2015 Hamilton et al.  
9,198,483 B2 12/2015 Adams et al.  
D757,402 S 5/2016 White  
D757,403 S 5/2016 Skinner  
D761,001 S 7/2016 Kouns et al.  
D770,147 S \* 11/2016 Byrd ..... D2/891  
D770,733 S 11/2016 Hwang  
D771,914 S 11/2016 Cho  
D774,283 S 12/2016 Rollins  
D778,767 S 2/2017 Nicolas  
D793,675 S 8/2017 Gates  
D801,644 S 11/2017 Zenoff  
D838,941 S 1/2019 Leatherman  
D865,334 S 11/2019 Kang  
D892,474 S \* 8/2020 Jackson ..... D2/895  
2002/0042941 A1 4/2002 Grundy  
2002/0108165 A1 8/2002 Porter et al.  
2004/0064871 A1 4/2004 Schlapkohl  
2005/0177925 A1 \* 8/2005 Peebles ..... A41D 23/00  
2/321  
2008/0104801 A1 5/2008 Yeh  
2008/0109940 A1 5/2008 Van Den Heuvel et al.  
2013/0111650 A1 5/2013 Hong  
2017/0027250 A1 2/2017 Paquette  
2019/0142096 A1 5/2019 Skinner  
2019/0313724 A1 10/2019 Jackson  
2020/0146383 A1 \* 5/2020 Eldridge ..... G09F 3/16

FOREIGN PATENT DOCUMENTS

WO DM/093473 4/2017  
WO DM/099239 1/2018  
WO WO 2018/217186 A1 11/2018

OTHER PUBLICATIONS

U.S. Appl. No. 35/001,372, filed May 21, 2017, Eldridge et al.  
U.S. Appl. No. 35/001,578, filed Sep. 22, 2018, Eldridge et al.  
U.S. Appl. No. 29/703,199, filed Aug. 26, 2019, Eldridge et al.  
U.S. Appl. No. 29/680,339, filed Feb. 14, 2019, Eldridge et al.  
U.S. Appl. No. 29/680,373, filed Feb. 15, 2019, Eldridge et al.

\* cited by examiner

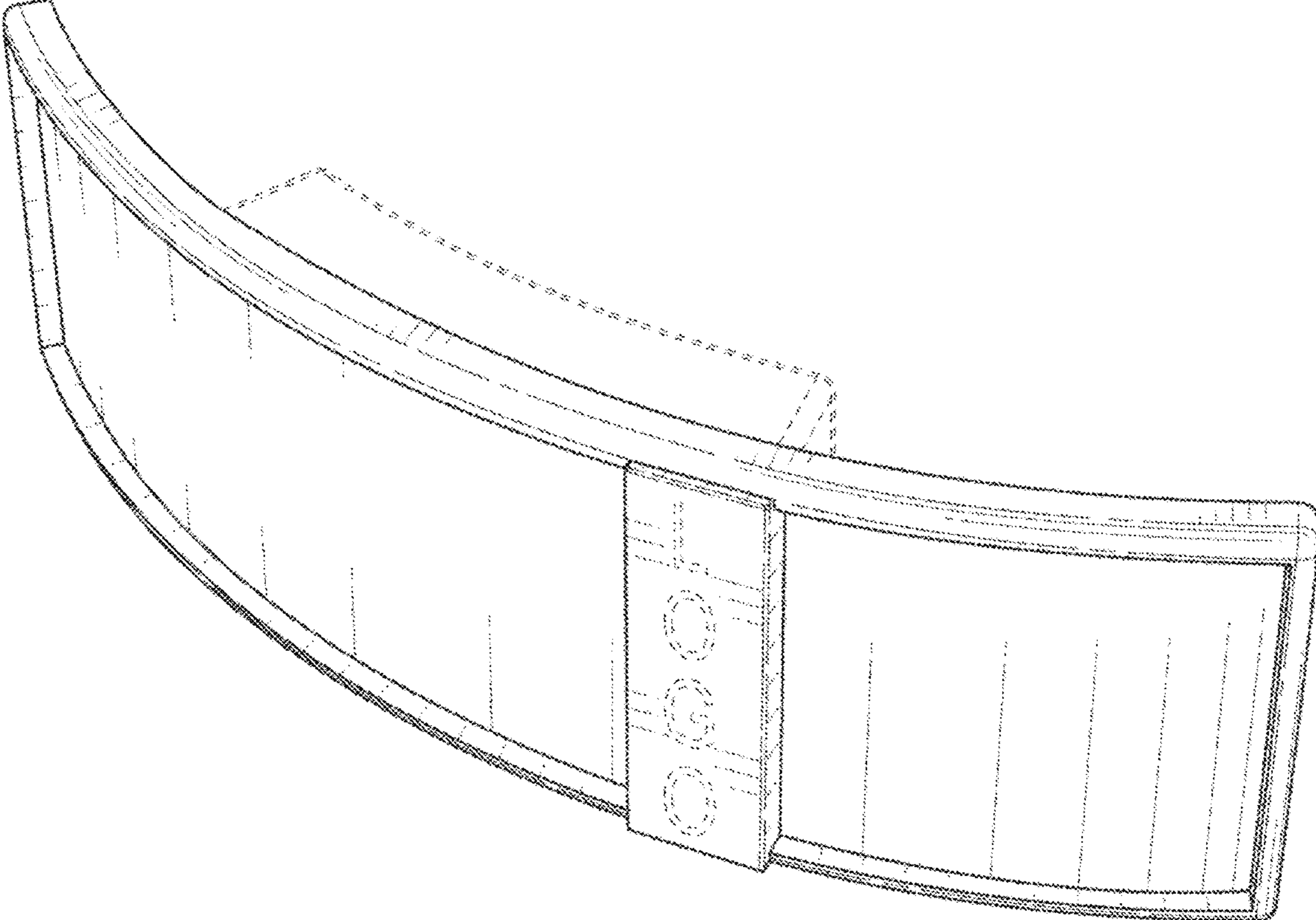


FIG. 1




FIG. 2




FIG. 3

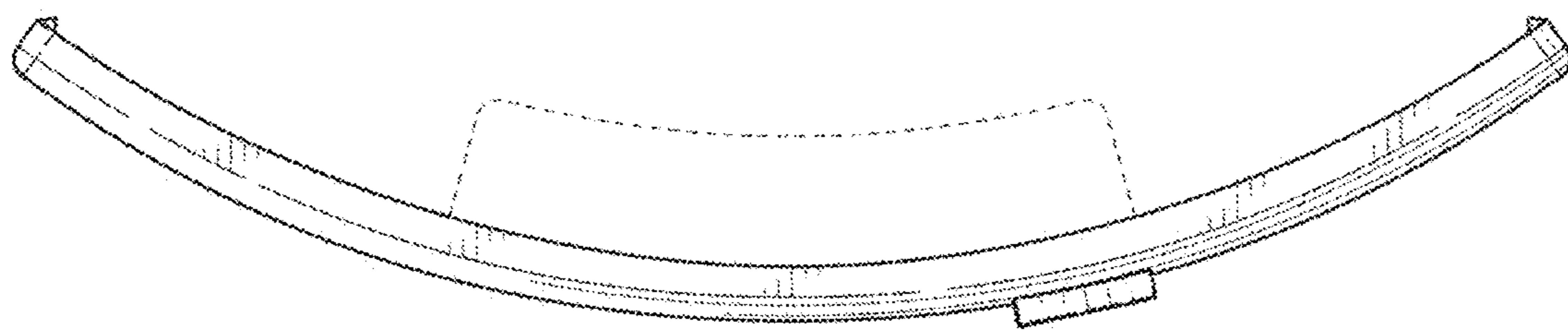


FIG. 4

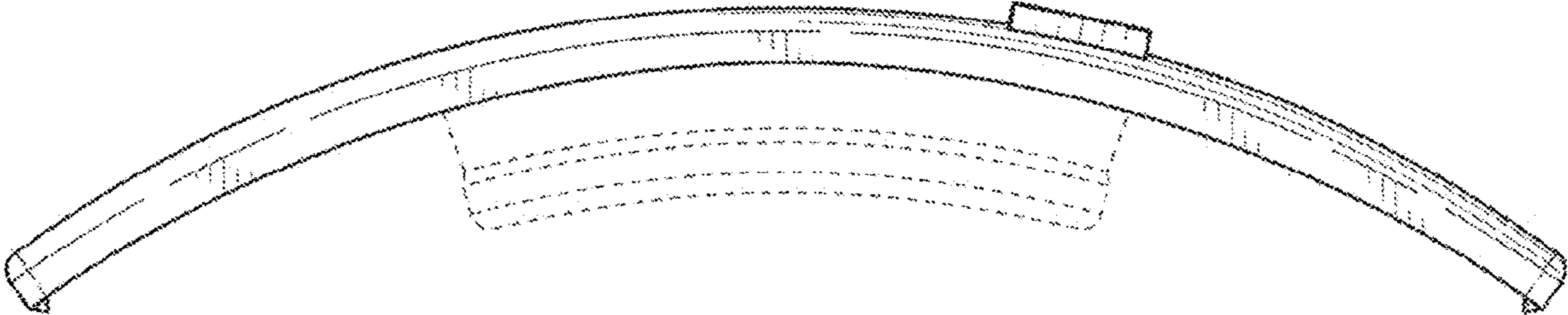


FIG. 5

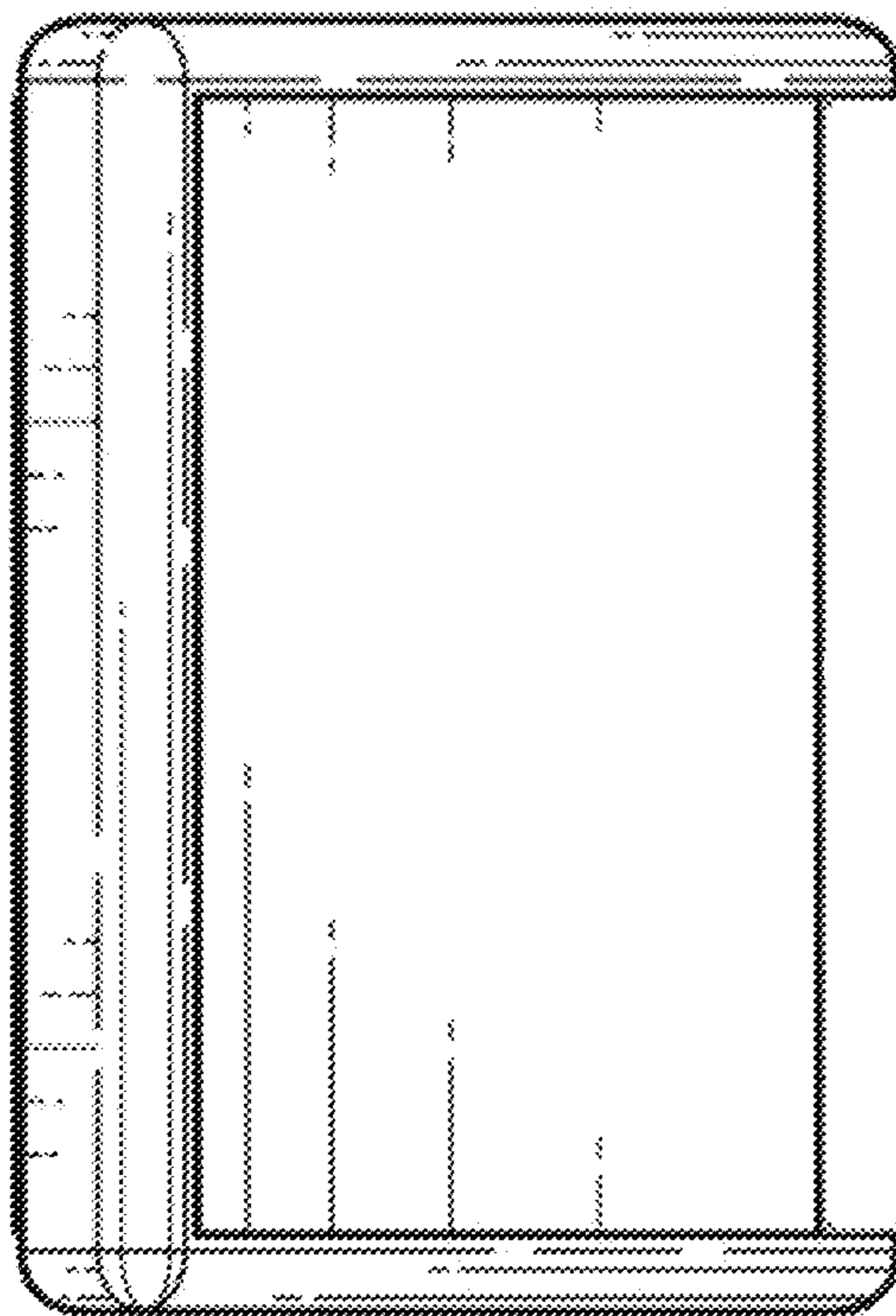


FIG. 6



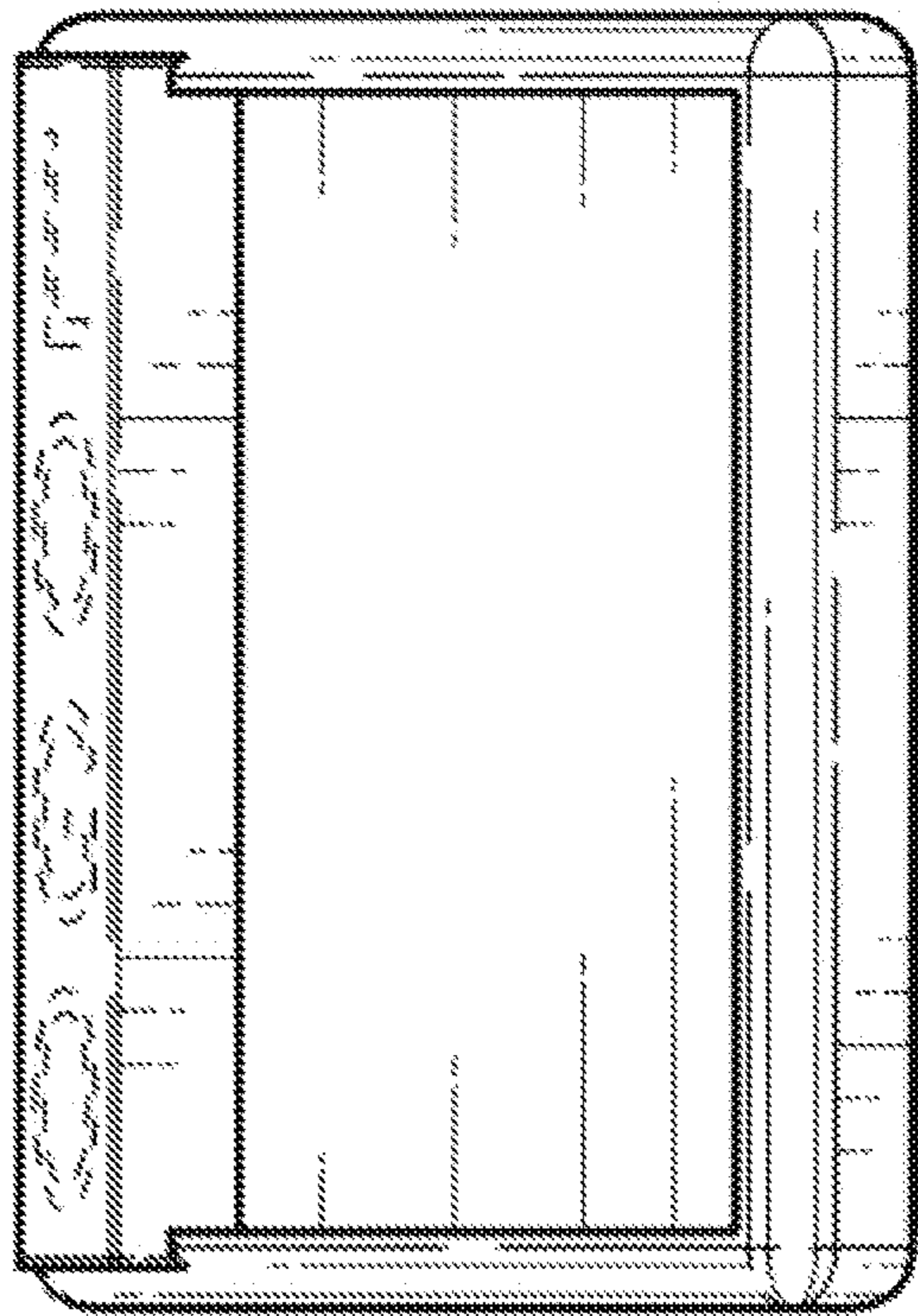


FIG. 7

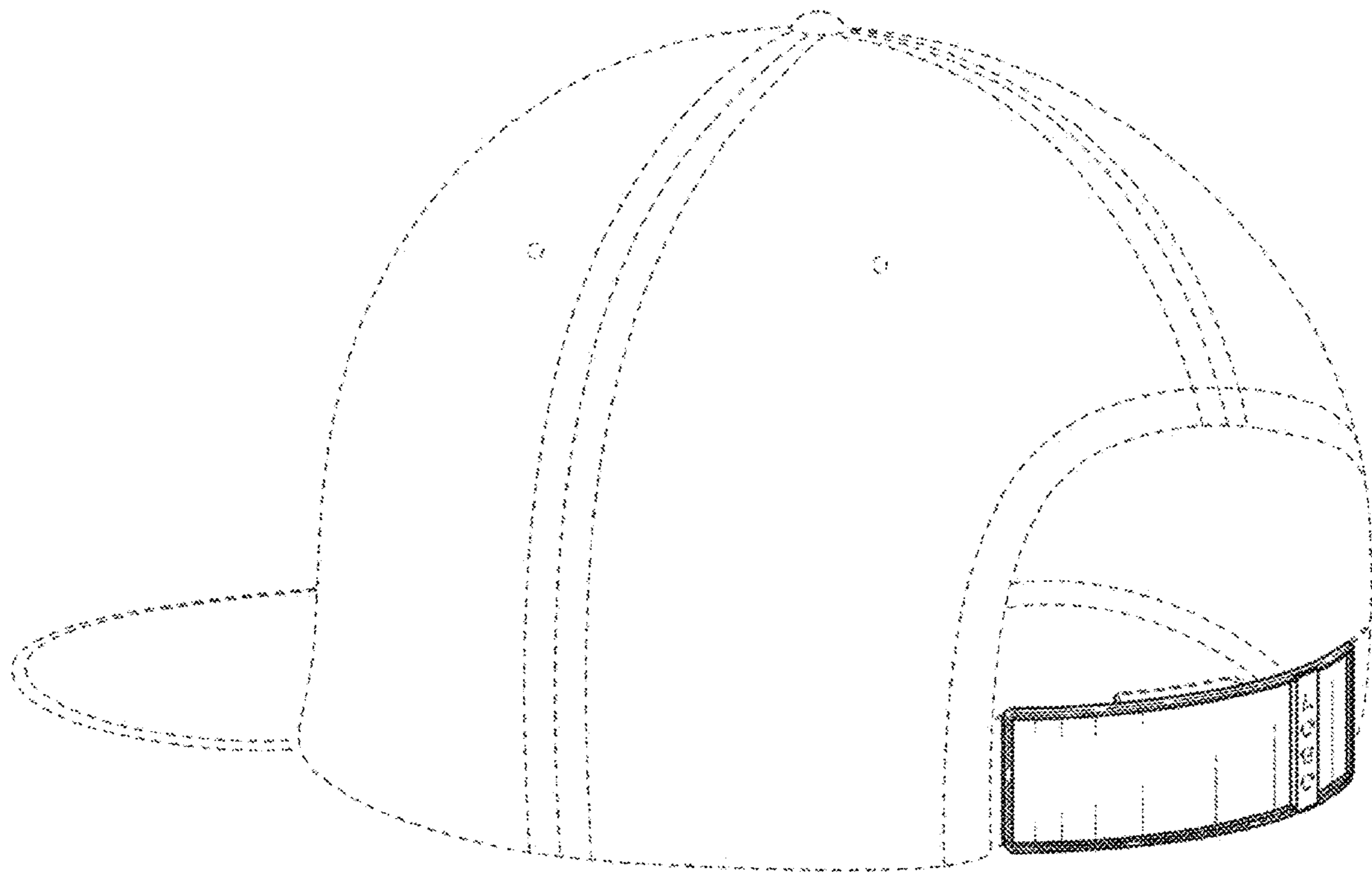


FIG. 8

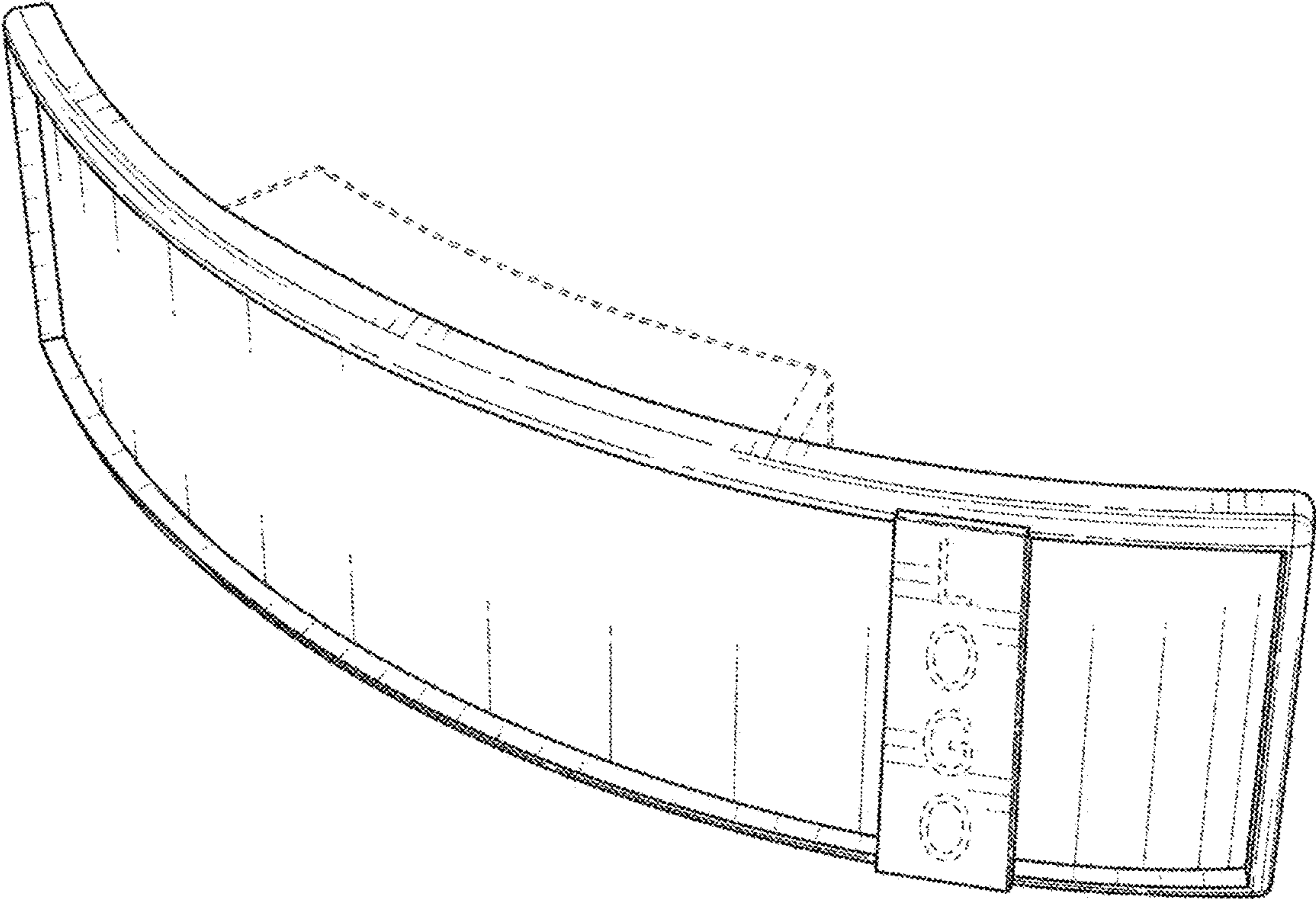


FIG. 9

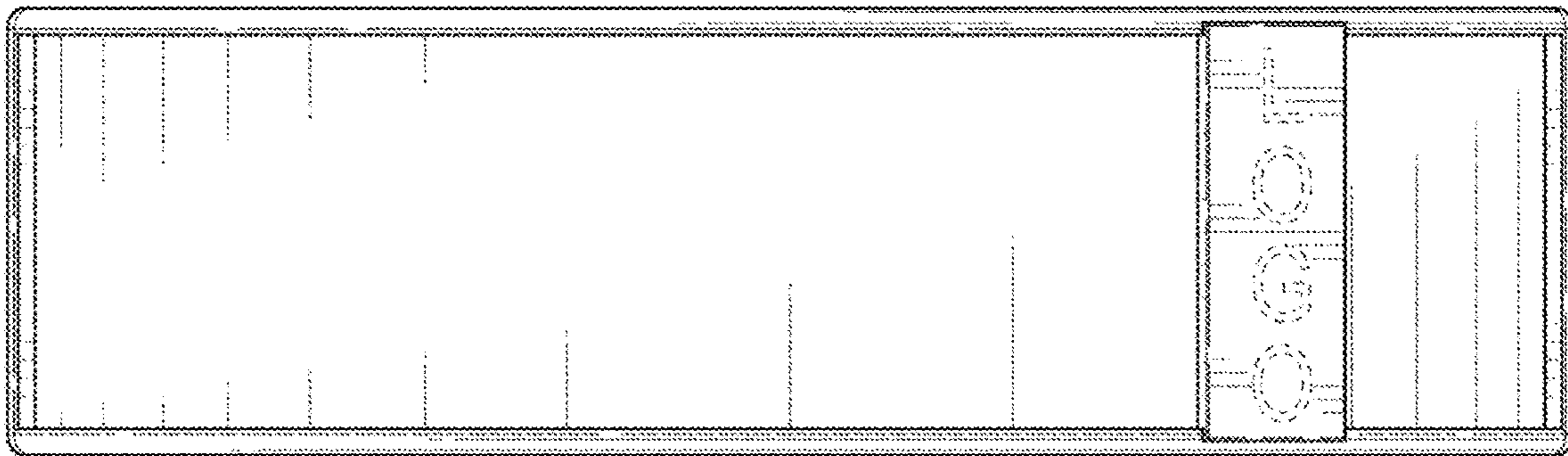


FIG. 10




FIG. 11

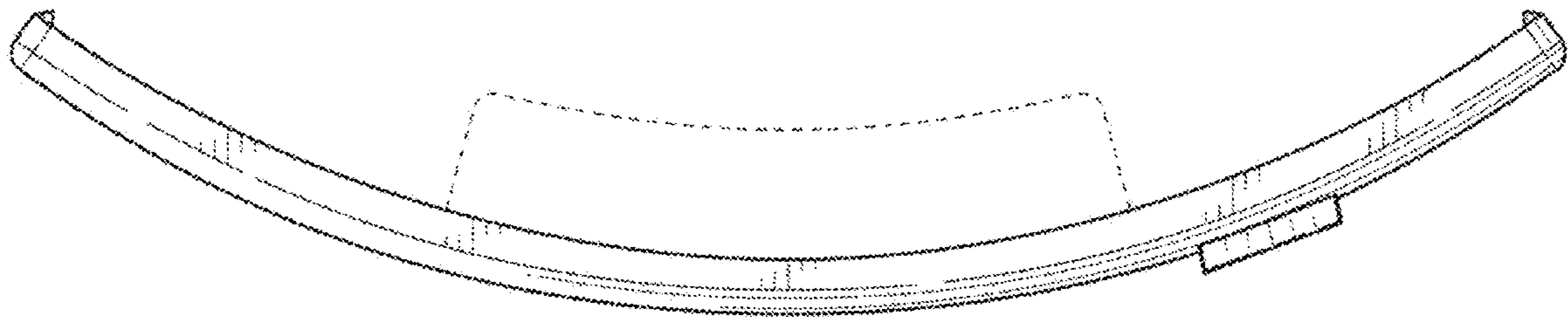


FIG. 12

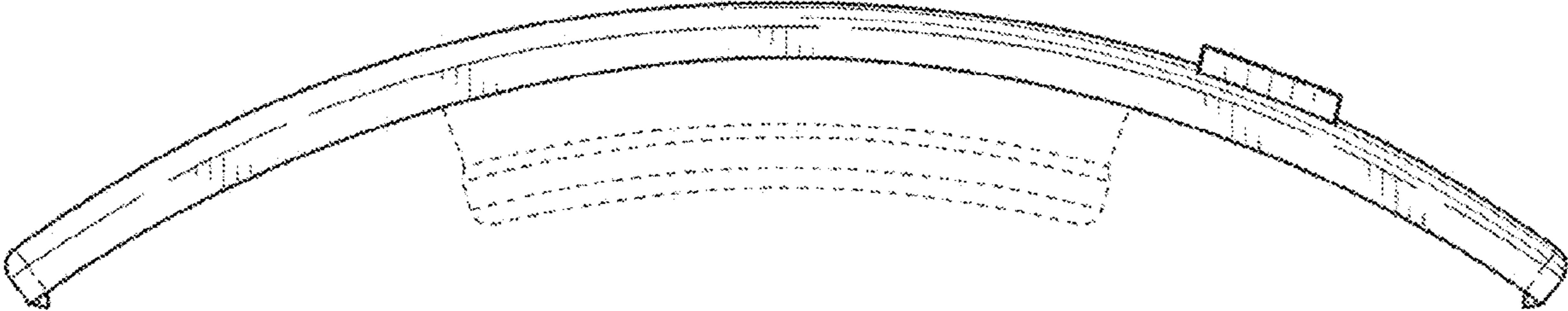


FIG. 13

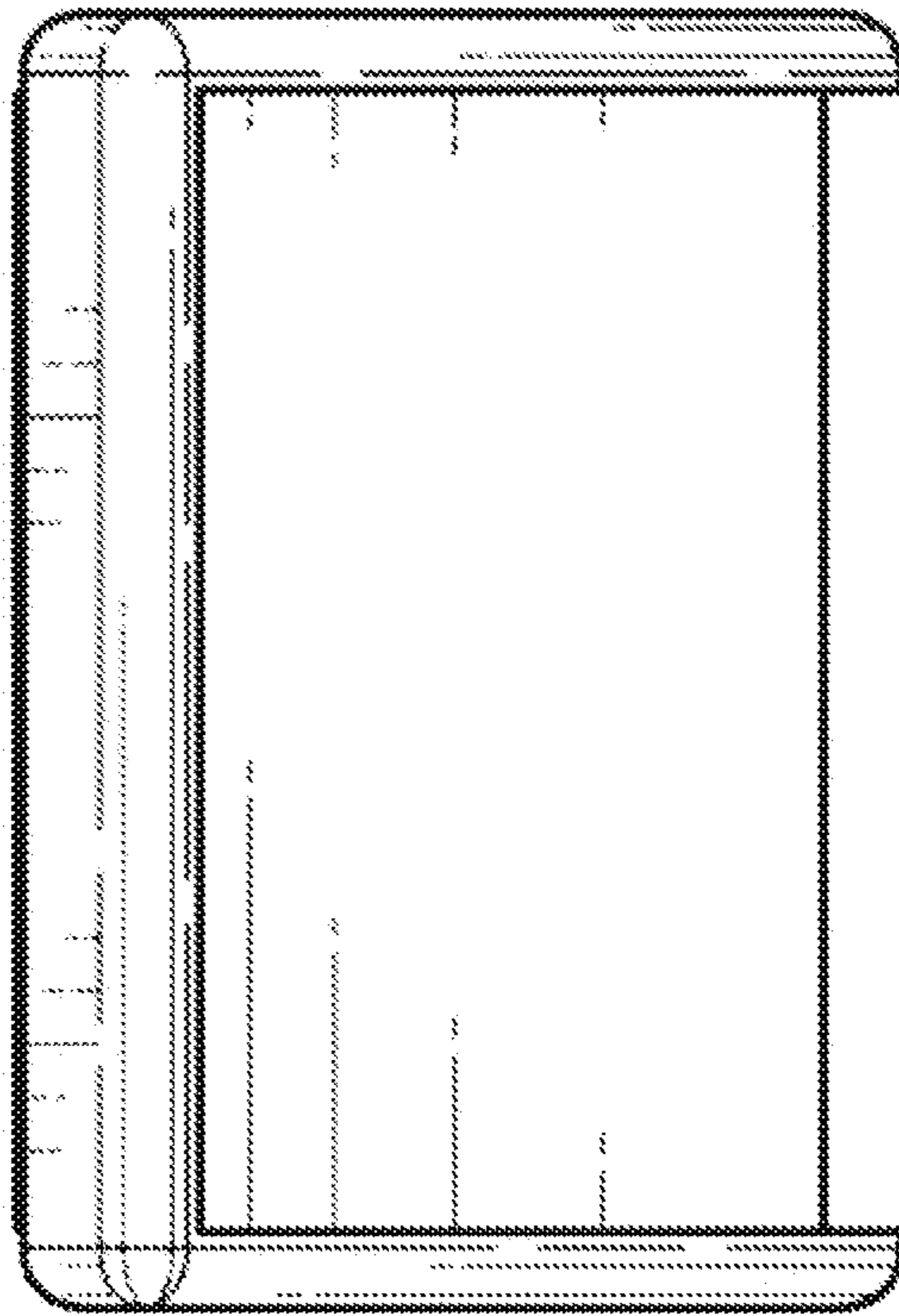


FIG. 14



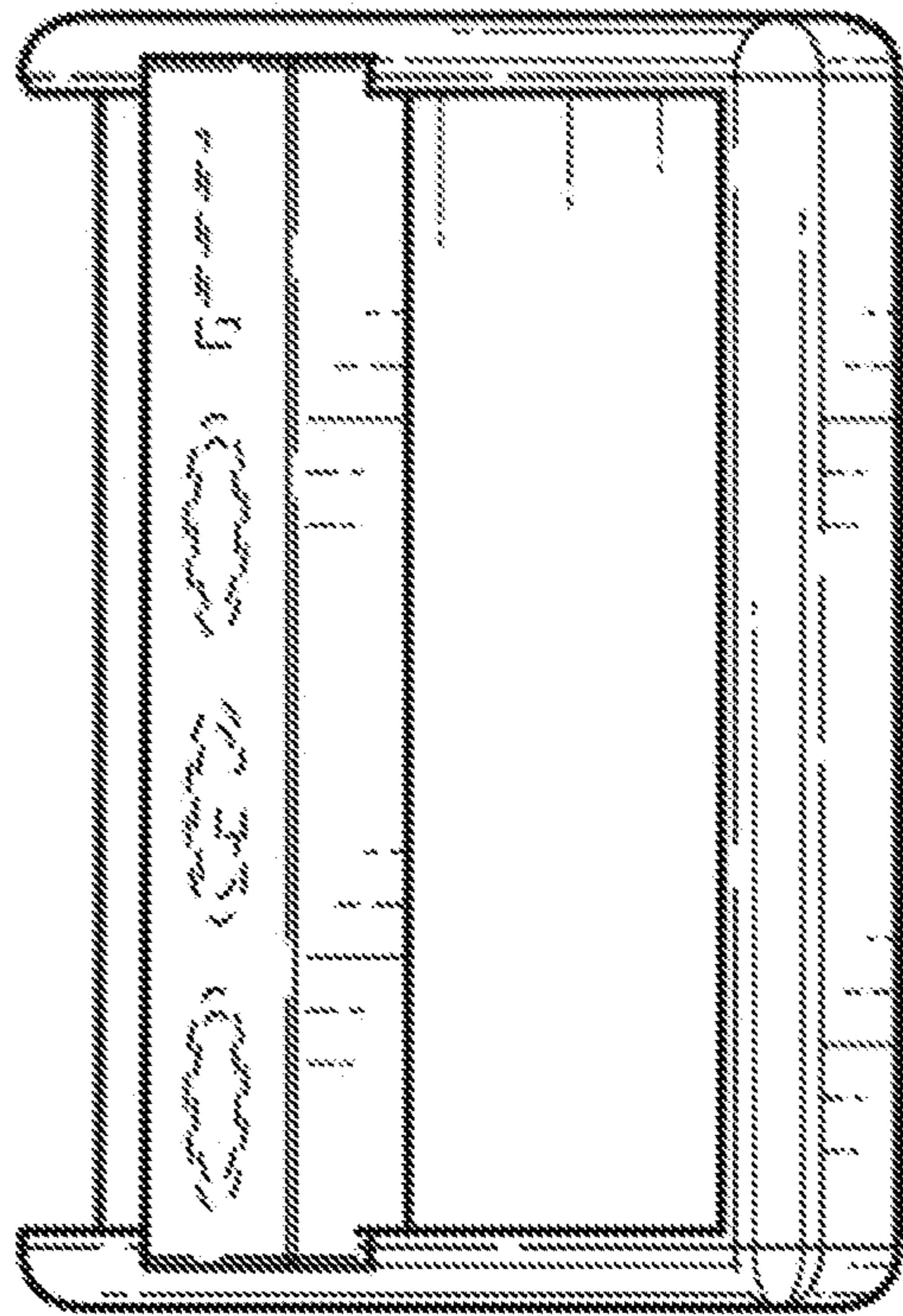


FIG. 15

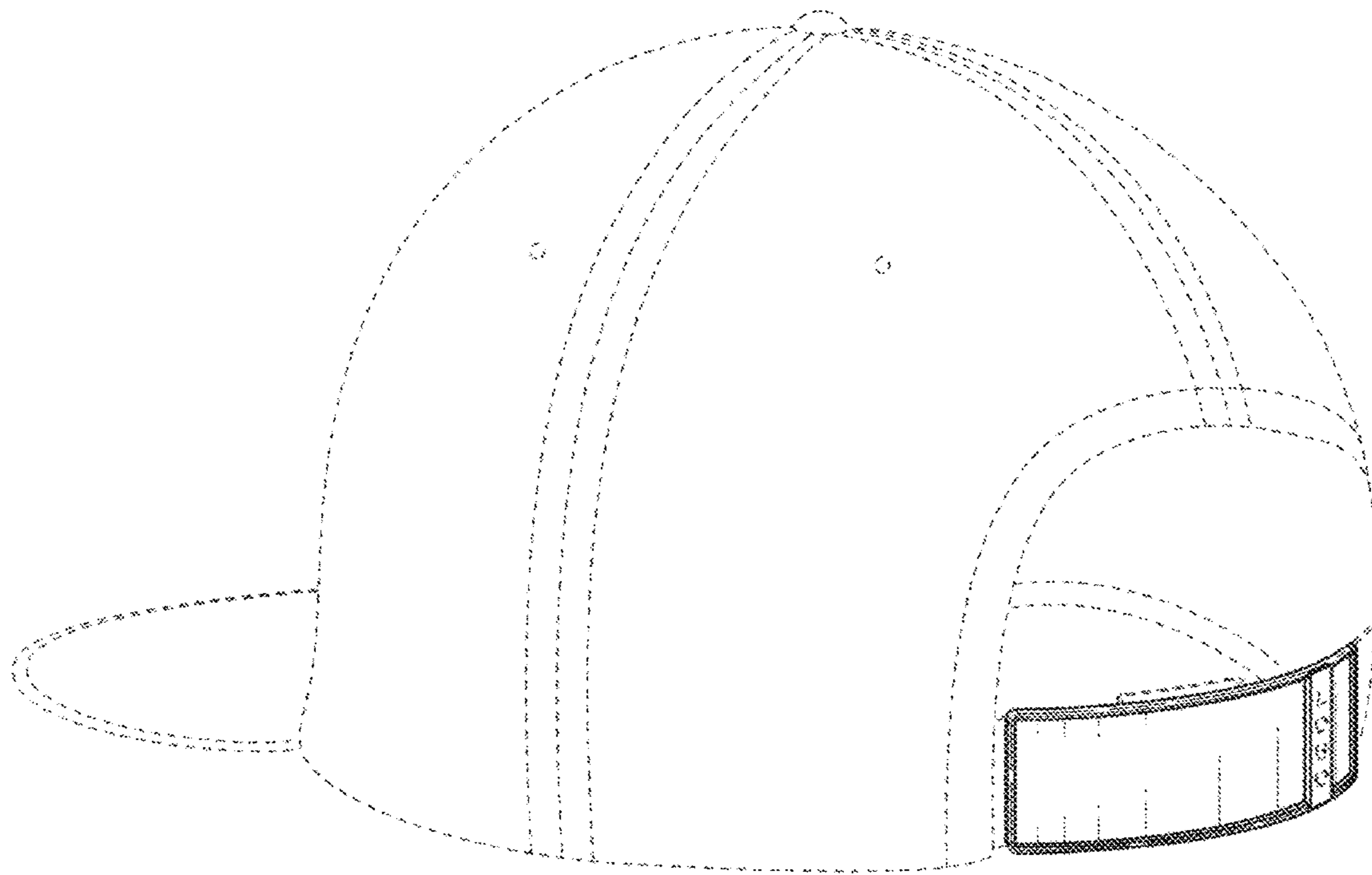


FIG. 16

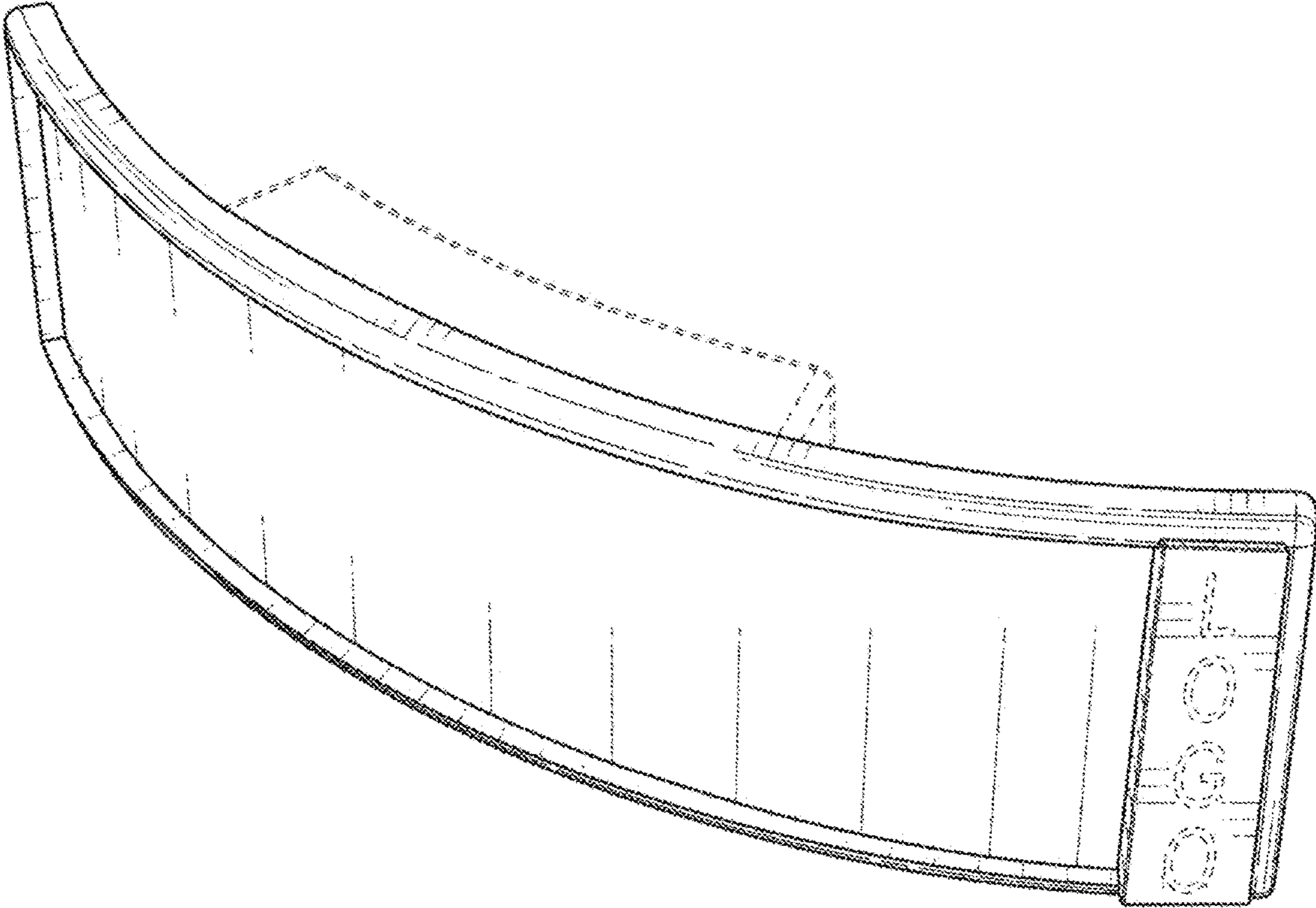


FIG. 17




FIG. 18




FIG. 19

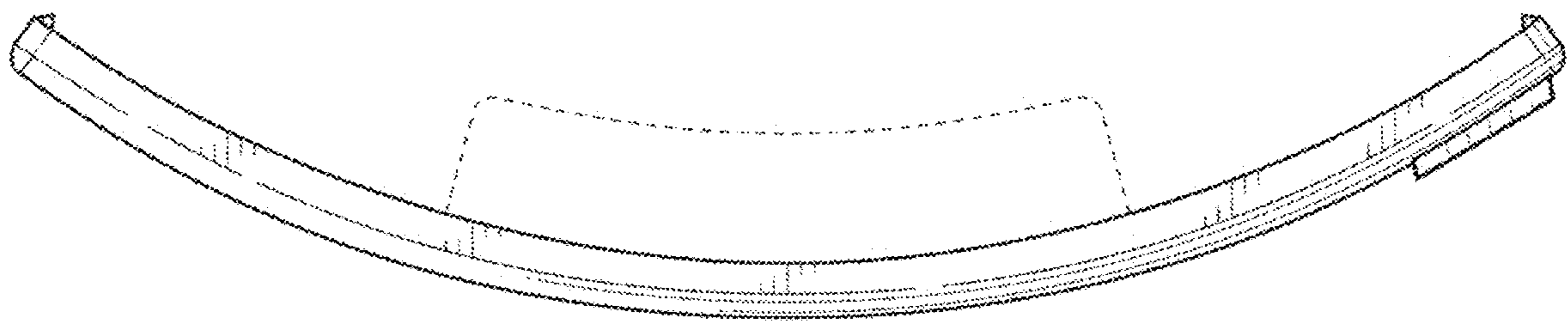


FIG. 20

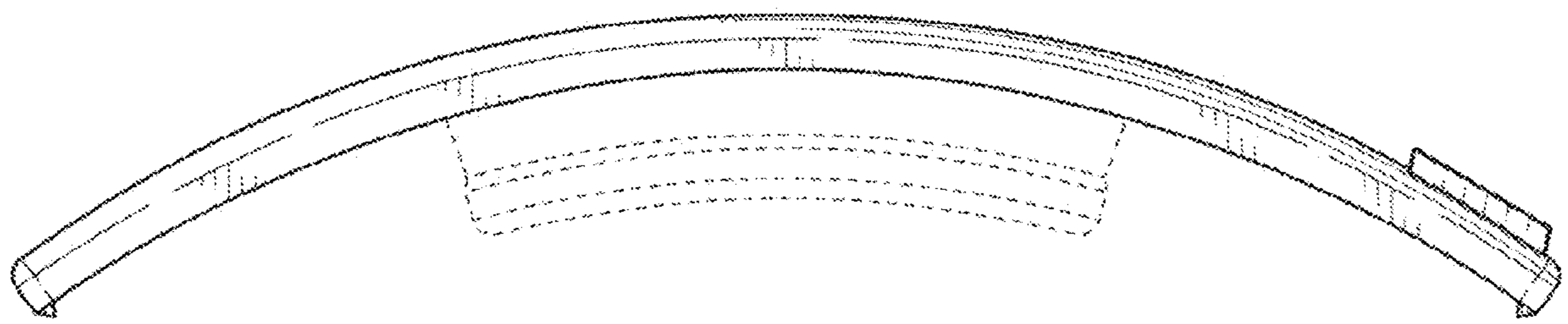


FIG. 21

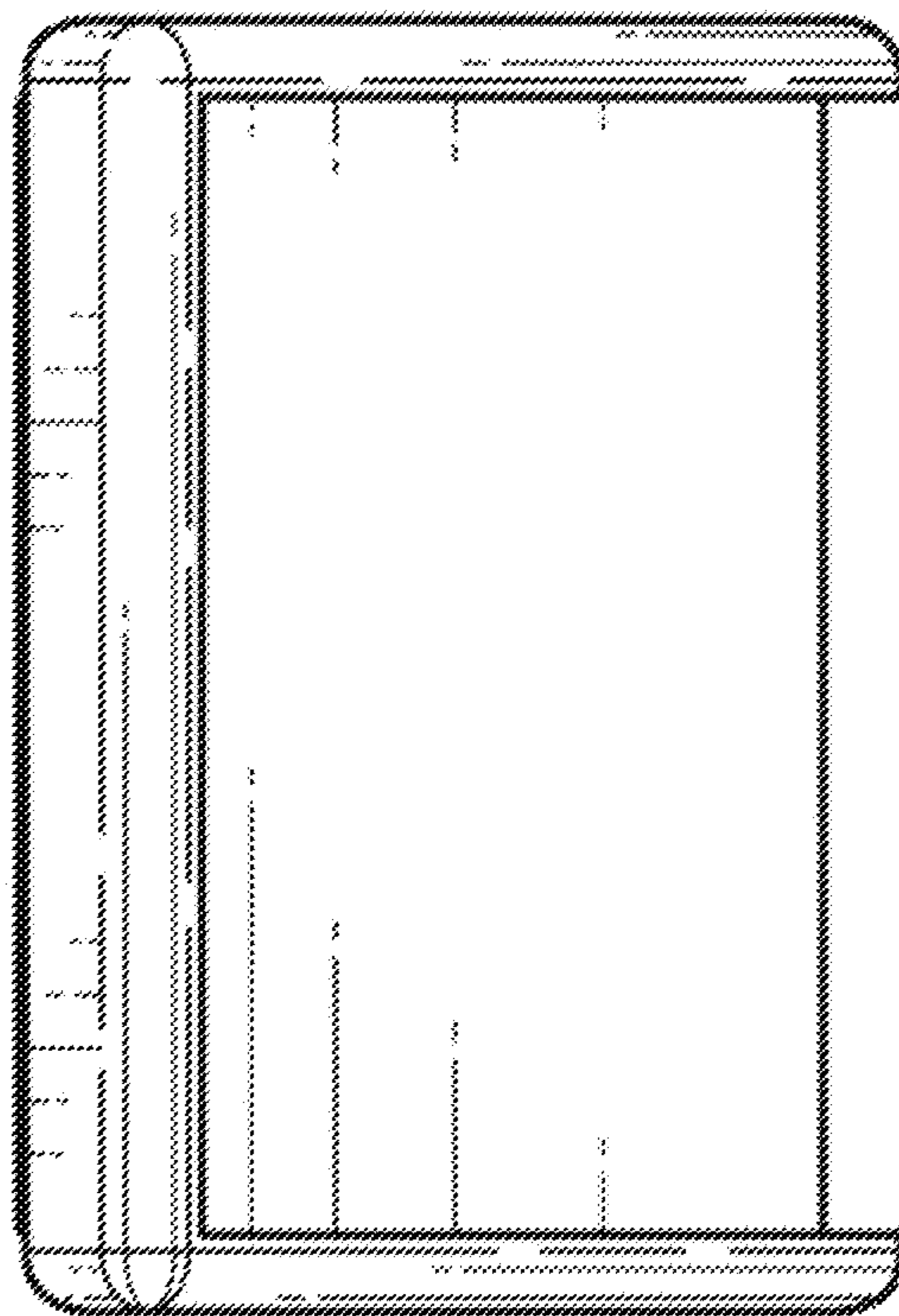


FIG. 22



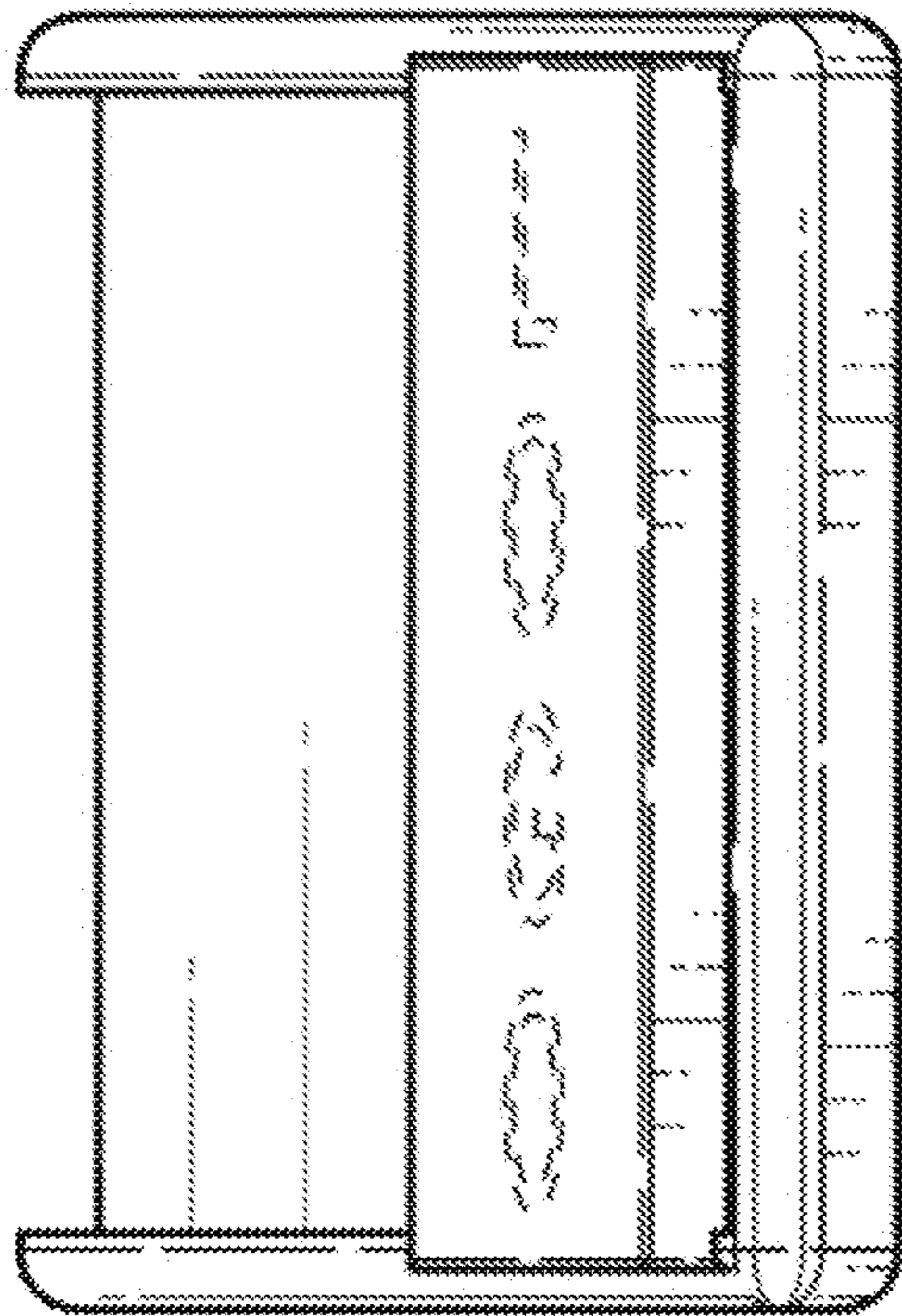


FIG. 23

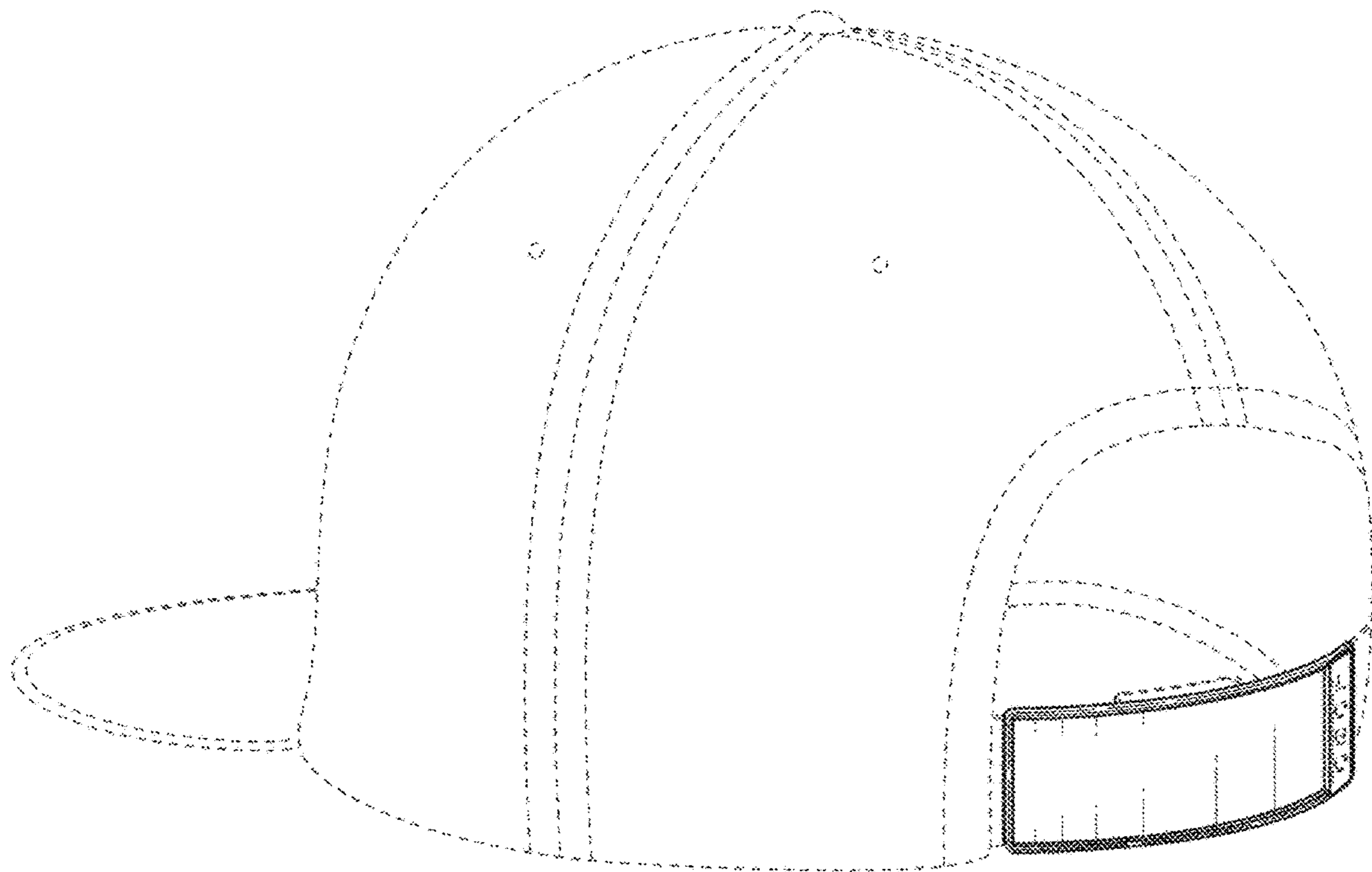


FIG. 24