



US00D919923S

(12) **United States Design Patent** (10) **Patent No.:** **US D919,923 S**
Castro et al. (45) **Date of Patent:** **** May 18, 2021**

(54) **PALLET STABILIZER**

(56) **References Cited**

(71) Applicant: **INTERNATIONAL PAPER COMPANY**, Memphis, TN (US)

U.S. PATENT DOCUMENTS

(72) Inventors: **Julio Cesar Mendoza Castro**, Sinaloa (MX); **David J. McKenna, Sr.**, Clovis, CA (US); **Zaida Cantu**, Edinburg, TX (US)

2,702,642 A 2/1955 Bensinger
2,805,104 A * 9/1957 Johnson E06C 7/165
182/120
3,384,229 A 5/1968 Kaschyk
3,453,973 A 7/1969 Vose
4,568,018 A 2/1986 Husnik
(Continued)

(73) Assignee: **INTERNATIONAL PAPER COMPANY**, Memphis, TN (US)

OTHER PUBLICATIONS

(**) Term: **15 Years**

G-Force Sox Style Void Filler, announced 2020 [online], [site visited Mar. 5, 2020]. Available from internet, URL: <https://www.godunnage.com/Category/Fill> (Year: 2020).

(21) Appl. No.: **29/711,330**

Primary Examiner — Mark A Goodwin
Assistant Examiner — Benjamin M Weeks
(74) *Attorney, Agent, or Firm* — Bradley T. Ligibel;
Thomas W. Ryan

(22) Filed: **Oct. 30, 2019**

Related U.S. Application Data

(63) Continuation-in-part of application No. 29/687,349, filed on Apr. 12, 2019.

(57) **CLAIM**

(51) **LOC (13) Cl.** **09-08**

The ornamental design for a pallet stabilizer, as shown and described.

(52) **U.S. Cl.**
USPC **D34/38**

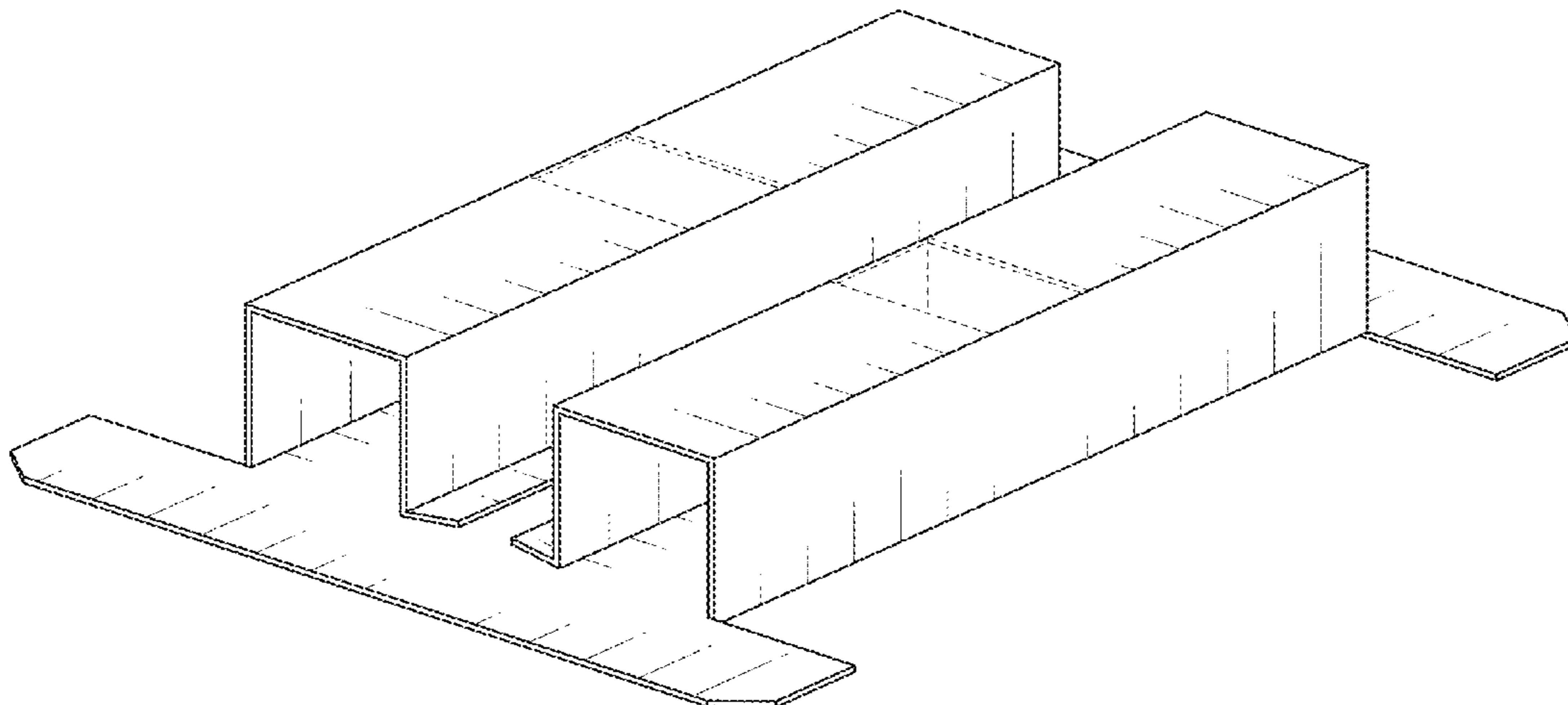
DESCRIPTION

(58) **Field of Classification Search**
USPC D8/350, 351, 352, 353, 330, 331, 346, D8/302, 341, 343, 338; D9/444, 433, D9/434, 435, 452, 453, 456; D25/119, D25/120, 122, 123, 124, 125, 126; D34/28, 35, 38, 29, 30, 31, 33, 34, 37
CPC B65D 65/403; B65D 5/0209; B65D 5/32; B65D 5/42; B65D 81/107; B65D 85/68; B65D 2585/6837; B65D 2519/00; B65D 2519/00273; B65D 2519/00288; B65D 2519/00363; B65D 2519/00069; B65B 65/00; E06B 1/12; E04C 3/00; E04C 3/02; E04C 3/125; E04C 3/127; E04B 1/18

FIG. 1 is a perspective view of a pallet stabilizer taken from the bottom, back and right side thereof;
FIG. 2 is a perspective view similar to FIG. 1, but wherein the pallet stabilizer includes cut away lines to clearly show disclaimed portions of the pallet stabilizer that are folded inwardly;
FIG. 3 is a bottom plan view thereof;
FIG. 4 is a top plan view thereof;
FIG. 5 is a back elevation view thereof;
FIG. 6 is a front elevation view thereof;
FIG. 7 is a right side elevation view thereof; and,
FIG. 8 is a left side elevation view thereof.
The broken lines in the drawings illustrate portions of the pallet stabilizer that form no part of the claimed design. The

See application file for complete search history.

(Continued)



cut away lines in FIG. 2 are provided to more clearly show the inwardly folded structure of the pallet stabilizer.

1 Claim, 6 Drawing Sheets

(56)

References Cited

U.S. PATENT DOCUMENTS

5,176,090	A	1/1993	Roberts	
5,660,119	A	8/1997	Perkins	
5,784,971	A	7/1998	Chang	
D410,580	S *	6/1999	Kaffenberger, Sr.	D34/38
D426,693	S *	6/2000	Thomsen	D34/38
D426,896	S *	6/2000	Brown	D25/69
6,273,329	B1	8/2001	Zavatone	
6,296,119	B1	10/2001	Wells	
D494,015	S	8/2004	Compagnucci	
7,464,855	B2	12/2008	Glasgow	
D623,342	S	9/2010	Kluś	
8,308,408	B2 *	11/2012	Gaudette	B65D 85/68 410/43
8,393,470	B2	3/2013	Philips	
D746,535	S	12/2015	Herbeck	
D746,546	S	1/2016	Rosenbaum	

D767,849	S	9/2016	VandeMark	
D791,972	S *	7/2017	Goodnow	D25/68
D800,988	S	10/2017	VandeMark	
D812,835	S *	3/2018	Wallis	D34/10
9,969,525	B2 *	5/2018	Longaphie	B65D 19/0004
9,969,545	B2 *	5/2018	O'Neil	B65D 19/385
D835,301	S	12/2018	Lee	
10,399,740	B2	9/2019	Karimov	
10,494,162	B1	12/2019	Jernigan	
10,556,719	B1	2/2020	Castro	
D879,326	S	3/2020	Hendry	
D880,008	S *	3/2020	Adams	D25/68
D882,400	S *	4/2020	Morrison	D9/444
10,633,140	B1	4/2020	Vergara	
D885,889	S	6/2020	Nelson	
10,800,314	B2 *	10/2020	Saer	B65D 85/68
D904,477	S *	12/2020	Yunoki	D15/145
D904,723	S *	12/2020	Malsam	D34/38
2003/0094124	A1	5/2003	Wishart	
2006/0076255	A1	4/2006	Bragadeste	
2009/0308289	A1	12/2009	Ferguson	
2011/0245059	A1	10/2011	Olvey	
2011/0248080	A1	10/2011	Timbrook	
2018/0141703	A1	5/2018	Herbeck	
2019/0106241	A1	4/2019	Yamazaki	
2020/0324962	A1	10/2020	Castro	

* cited by examiner

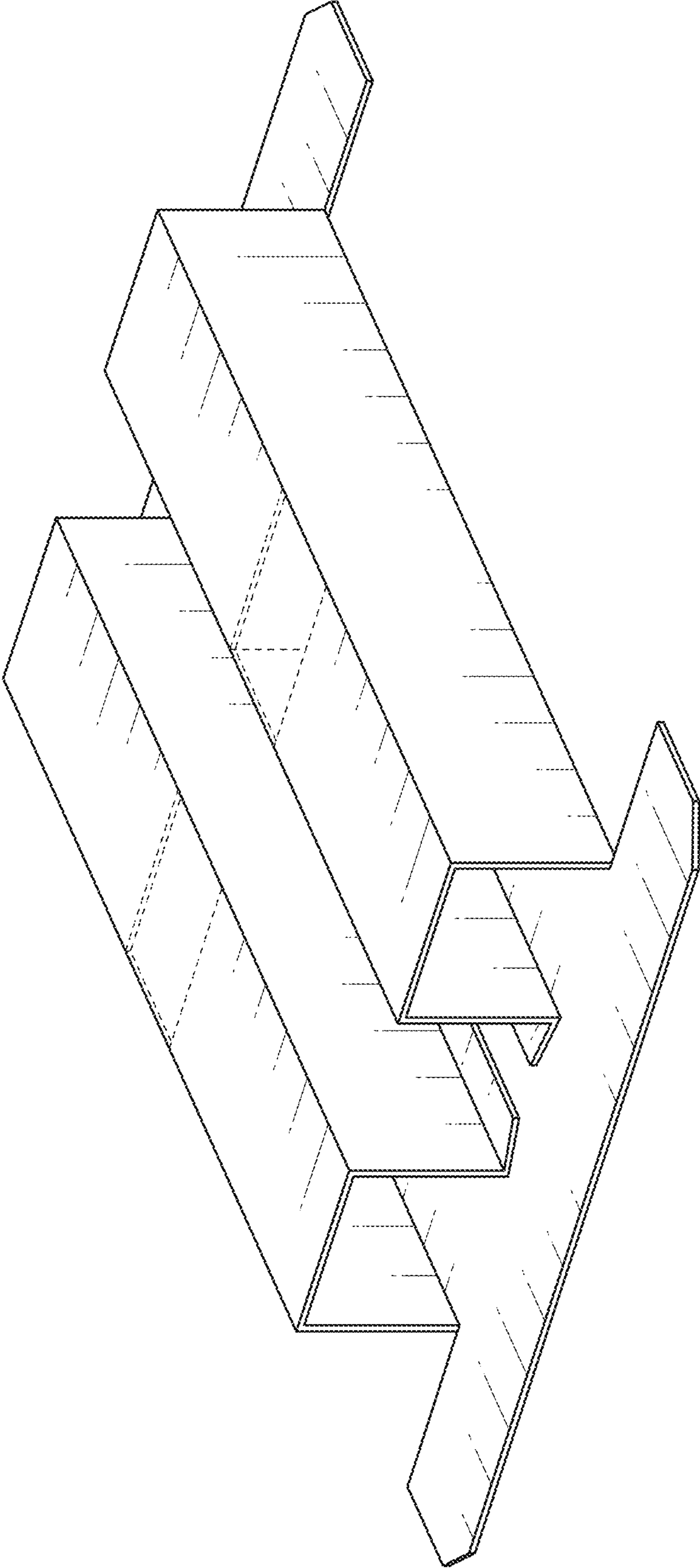


FIG. 1

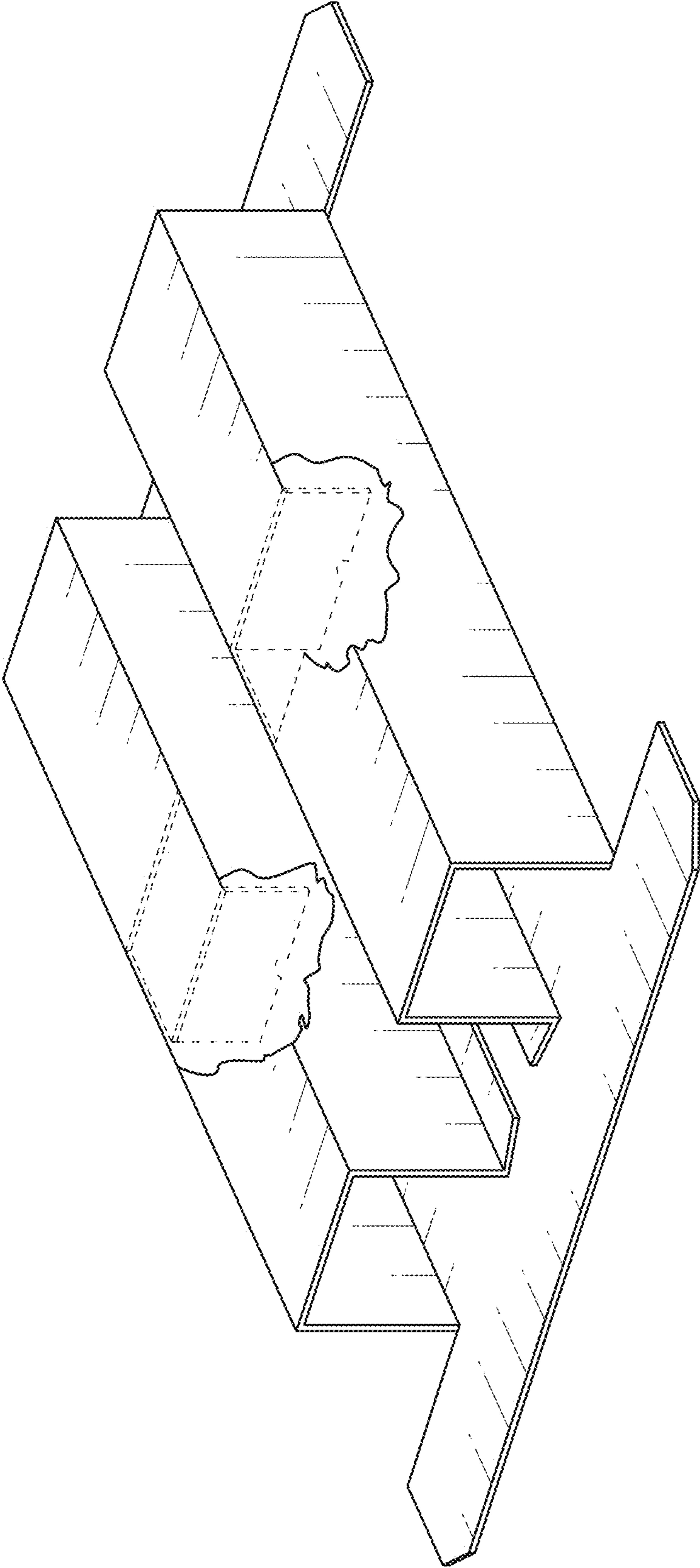


FIG. 2

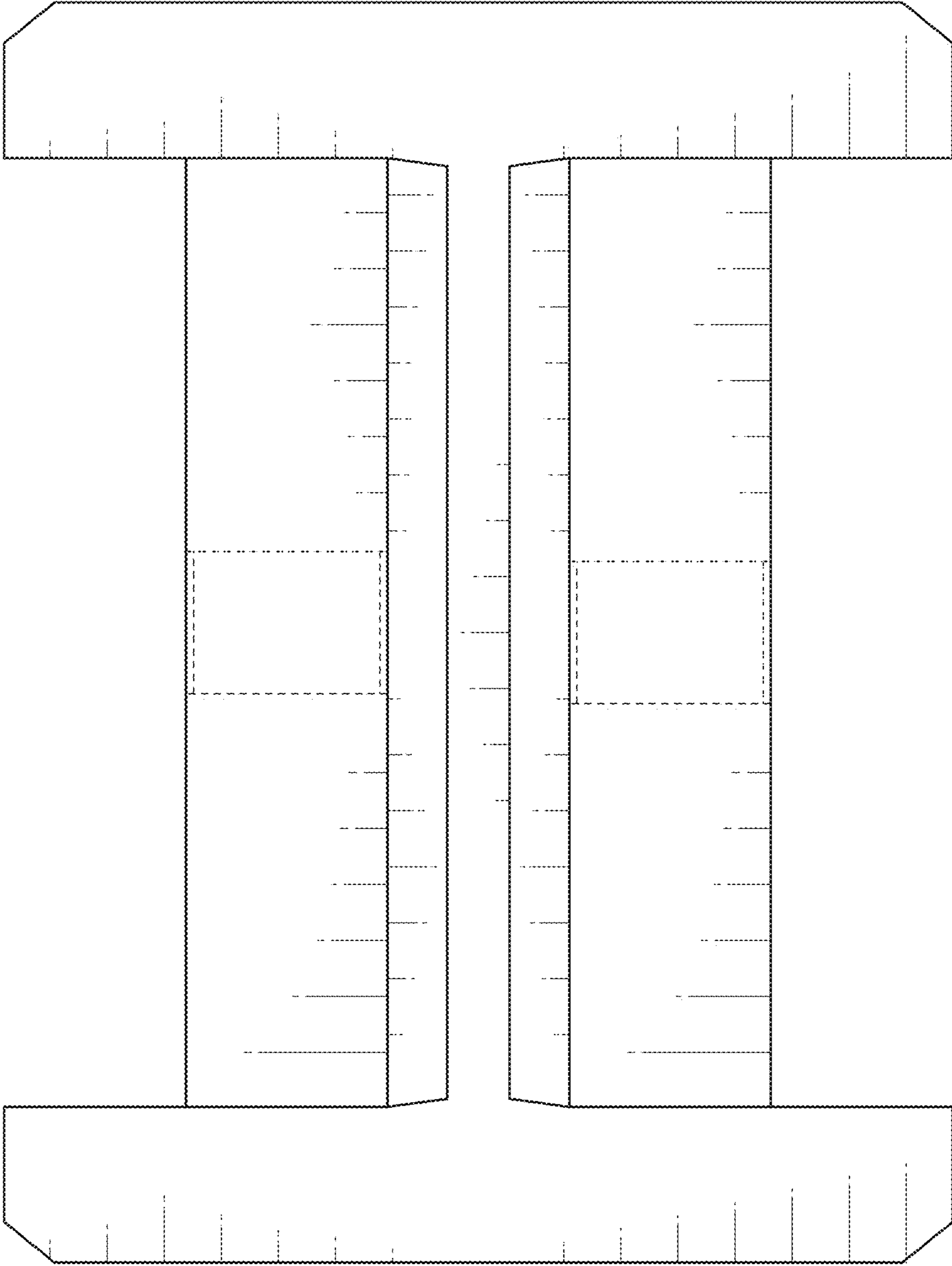


FIG. 3

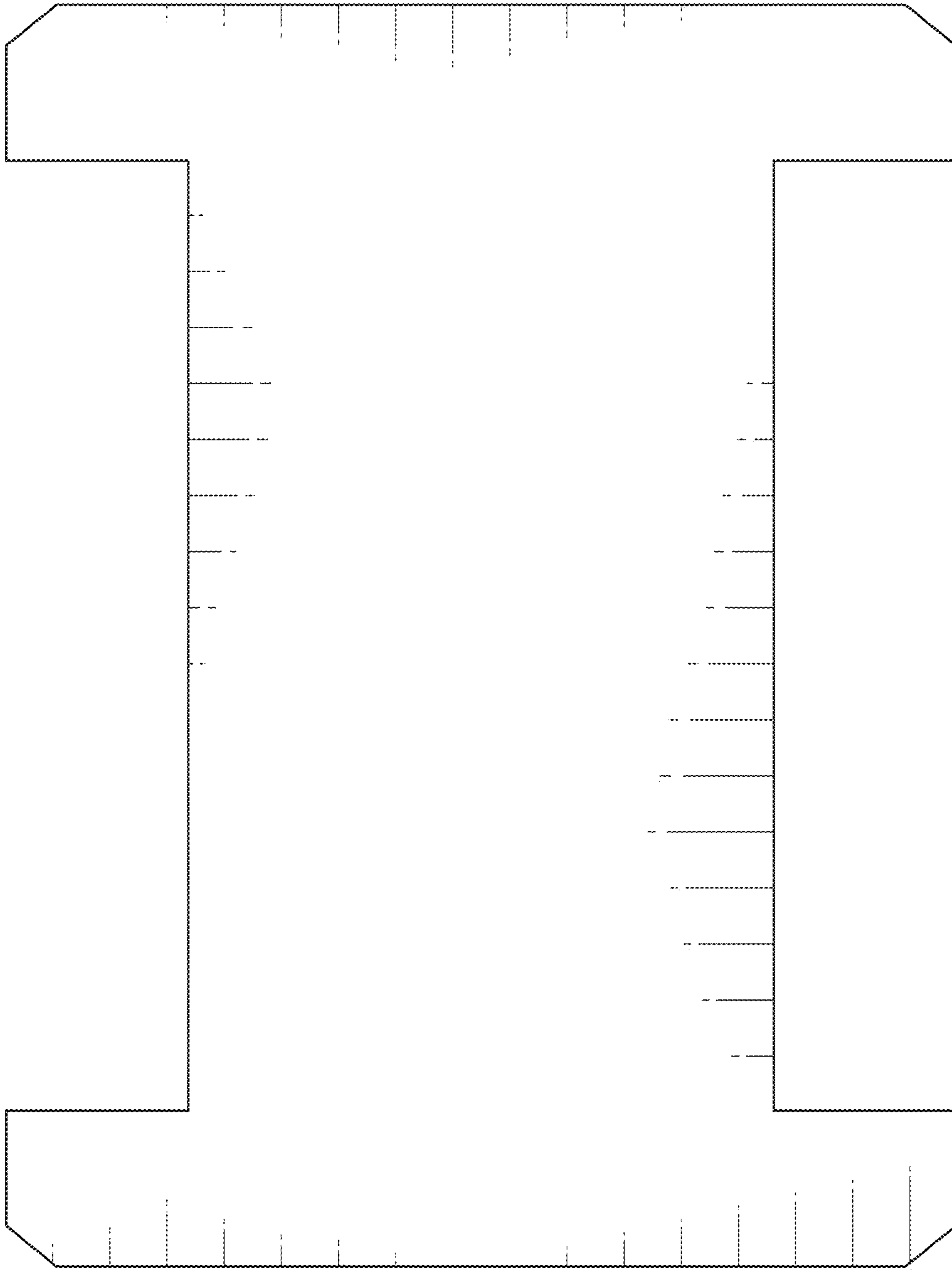


FIG. 4




FIG. 5



FIG. 6

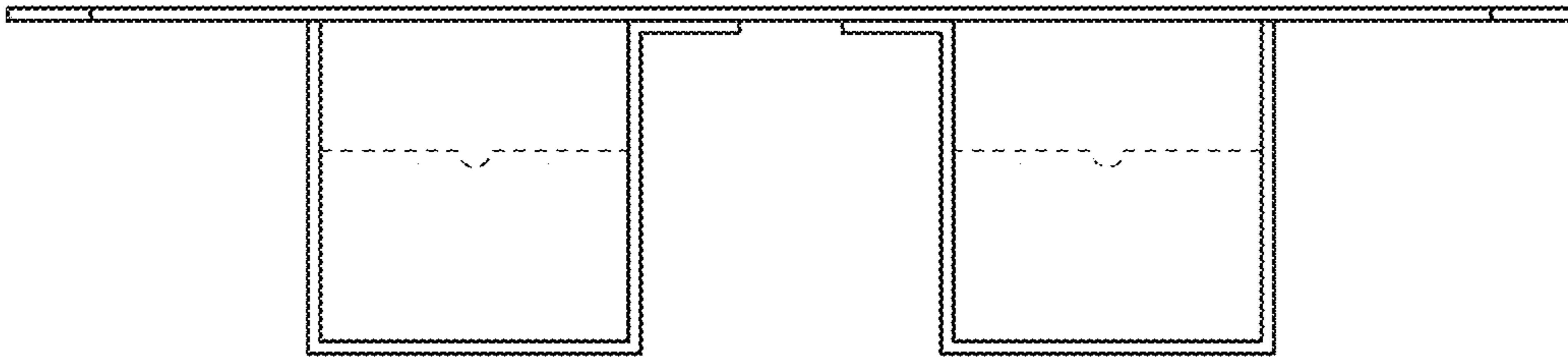


FIG. 7

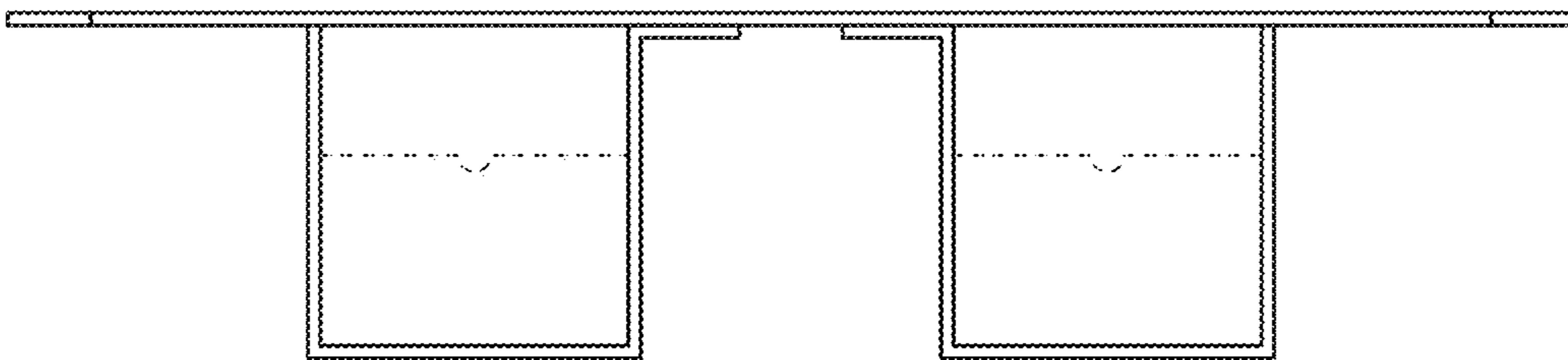


FIG. 8