



US00D919914S

(12) **United States Design Patent** (10) **Patent No.:** **US D919,914 S**
Meissner et al. (45) **Date of Patent:** **** May 18, 2021**

(54) **NOZZLE FOR FLOOR CLEANER**
(71) Applicant: **Carl Freudenberg KG**, Weinheim (DE)
(72) Inventors: **Jan Meissner**, Hamburg (DE); **Guenter Wissmann**, Schenefeld (DE)
(73) Assignee: **CARL FREUDENBERG KG**, Weinheim (DE)

5,826,300 A * 10/1998 Smith A01K 13/002 15/402
D479,636 S * 9/2003 Kitts D32/32
D590,112 S * 4/2009 Sun D32/32
D596,362 S * 7/2009 Crevling, Jr. D32/33
D605,821 S * 12/2009 Shaanan D32/35
D613,912 S * 4/2010 Benacquisto D30/158
D621,110 S * 8/2010 Eden D32/32
D621,565 S * 8/2010 Pierce D32/32
D621,567 S * 8/2010 Crawley D32/33
D624,717 S * 9/2010 Roschi D32/32
D663,909 S * 7/2012 Andreesen D32/17
D670,454 S * 11/2012 Sherk, Jr. D30/158
D674,978 S * 1/2013 Hill D32/32

(**) Term: **15 Years**
(21) Appl. No.: **29/715,679**

(22) Filed: **Dec. 4, 2019**

(30) **Foreign Application Priority Data**

Jun. 4, 2019 (EM) 006562252

(51) **LOC (13) Cl.** **15-05**

(52) **U.S. Cl.**
USPC **D32/32**

(58) **Field of Classification Search**
USPC D30/158; D32/17-22, 23, 32, 33, 35
CPC . E04H 4/1654; B05B 17/0684; A47L 9/0416;
A47L 9/04; A47L 11/34; A01K 13/002;
D06F 75/30

See application file for complete search history.

(56) **References Cited**

U.S. PATENT DOCUMENTS

D215,875 S * 11/1969 Hoadley D32/32
D239,243 S * 3/1976 Hachtmann D32/32
D264,139 S * 4/1982 Pearman, Jr. D32/33
D290,418 S * 6/1987 Strohmeyer D32/32
D296,372 S * 6/1988 Toney D32/32
D306,788 S * 3/1990 McAllister D32/32
D392,779 S * 3/1998 Fedorka D32/32
5,768,747 A * 6/1998 Smith A01K 13/002 15/400

(Continued)

OTHER PUBLICATIONS

Vacuum Floor Nozzle Housing <https://www.searspartsdirect.com/product/5ndglb23zi-0020-473/id-440004826> (Year: 2020).*

(Continued)

Primary Examiner — Michelle E. Wilson
Assistant Examiner — Richard E Yenchesky
(74) *Attorney, Agent, or Firm* — Leydig, Voit & Mayer, Ltd.


(57) **CLAIM**

The ornamental design for a nozzle for floor cleaner, as shown and described.

DESCRIPTION

FIG. 1 is a right side view of a nozzle for floor cleaner showing our new design;
FIG. 2 is a front view thereof;
FIG. 3 is a left side view thereof;
FIG. 4 is a rear view thereof;
FIG. 5 is a top view thereof;
FIG. 6 is a bottom view thereof; and,
FIG. 7 is a front-right-top perspective view thereof.

1 Claim, 7 Drawing Sheets



(56)

References Cited

U.S. PATENT DOCUMENTS

D701,011 S * 3/2014 Miller D32/32
 D750,858 S * 3/2016 Aramli D32/32
 D767,224 S * 9/2016 Santiago D32/32
 D780,392 S * 2/2017 Mikula D32/32
 D793,638 S * 8/2017 LaBarbera D32/32
 D804,755 S * 12/2017 Nam D32/33
 D806,964 S * 1/2018 Nam D32/23
 D852,443 S * 6/2019 Martin D32/33
 D860,994 S * 9/2019 Wingate D14/426
 D860,995 S * 9/2019 Wingate D14/426
 D869,111 S * 12/2019 Chavana, Jr. D32/32
 D869,112 S * 12/2019 Chavana, Jr. D32/32
 D880,793 S * 4/2020 Ducette, Jr. D32/32
 D880,794 S * 4/2020 Doucette, Jr. D32/32
 D896,456 S * 9/2020 Doucette, Jr. D32/32
 2005/0268426 A1* 12/2005 Lee A47L 9/04
 15/323
 2007/0169289 A1* 7/2007 Hanvey E04H 4/1654
 15/1.7

2011/0047744 A1* 3/2011 Bozzelli A47L 9/0416
 15/339
 2015/0354128 A1* 12/2015 Choo A47L 11/34
 68/222
 2016/0053430 A1* 2/2016 Chua D06F 75/30
 68/5 A
 2018/0333736 A1* 11/2018 Krebs B05B 17/0684

OTHER PUBLICATIONS

Floor Base Nozzle Window <https://www.ezvacuum.com/bissell-2149871-window-nozzle-whoook-p-3911.html> (Year: 2020).*
 Nozzle Base <http://97.74.239.26/nozzle-base-fh40150-hoover-440004828> (Year: 2020).*
 FlexClean Hard Floor Nozzle <https://www.rugdoctor.co.uk/product/flexclean-hard-floor-nozzle/> (Year: 2020).*
 U.S. Appl. No. 29/715,519, filed Dec. 3, 2019.
 U.S. Appl. No. 29/715,676, filed Dec. 4, 2019.
 U.S. Appl. No. 29/715,678, filed Dec. 4, 2019.
 U.S. Appl. No. 29/715,674, filed Dec. 4, 2019.
 U.S. Appl. No. 29/715,677, filed Dec. 4, 2019.

* cited by examiner




FIG. 1




FIG. 2




FIG. 3




FIG. 4




FIG. 5




FIG. 6




FIG. 7