



US00D919886S

(12) **United States Design Patent** (10) **Patent No.:** **US D919,886 S**
Wang (45) **Date of Patent:** **** May 18, 2021**

(54) **AUTOMATIC HAIR CURLER**
(71) Applicant: **Shenzhen Wedo Intelligent Technology Co., Ltd., Shenzhen (CN)**
(72) Inventor: **Min Wang, Shenzhen (CN)**
(73) Assignee: **Shenzhen Wedo Intelligent Technology Co., Ltd., Shenzhen (CN)**
(**) Term: **15 Years**

D873,485 S * 1/2020 Julemont D28/35
10,537,162 B2 * 1/2020 Yeung A45D 2/36
2005/0268933 A1 * 12/2005 Kimata A45D 2/10
132/238
2013/0025621 A1 * 1/2013 De Benedictis A45D 2/02
132/237
2015/0114425 A1 * 4/2015 Park A45D 1/04
132/229
2015/0196105 A1 * 7/2015 Leung A45D 1/04
132/228
2018/0255898 A1 * 9/2018 Bonnemaire A45D 2/02
2019/0328100 A1 * 10/2019 Duan A45D 6/02
2020/0060405 A1 * 2/2020 Wang A45D 1/28

(21) Appl. No.: **29/690,621**
(22) Filed: **May 9, 2019**
(51) **LOC (13) Cl.** **28-03**
(52) **U.S. Cl.**
USPC **D28/35**
(58) **Field of Classification Search**
USPC D28/35
CPC A45D 2001/004; A45D 2/36-367; A45D
2/02; A45D 2/12; A45D 2/122; A45D
2/38; A45D 2/40; A45D 2/01; A45D
1/28; A45D 1/00; A45D 1/06; A45D
1/14; A45D 1/16; A45D 2001/045; A45D
1/04

See application file for complete search history.

(56) **References Cited**
U.S. PATENT DOCUMENTS
8,132,571 B1 * 3/2012 Jackson A45D 1/04
132/211
D696,456 S * 12/2013 Julemont D28/35
D717,000 S * 11/2014 Julemont D28/35
D743,624 S * 11/2015 Richmond D28/35
9,185,957 B2 * 11/2015 Richmond A45D 2/36
D754,396 S * 4/2016 Keong D28/35
D759,306 S * 6/2016 Delassus D28/35
D783,897 S * 4/2017 Kong D28/35
D797,994 S * 9/2017 Yan D28/35
D873,484 S * 1/2020 Julemont D28/35

OTHER PUBLICATIONS

Chi Spin N Curl, www.amazon.com, reviewed as early as Apr. 2018, 1 page (Year: 2018).*

(Continued)

Primary Examiner — Jennifer Rivard
(74) *Attorney, Agent, or Firm* — Kelly & Kelley, LLP

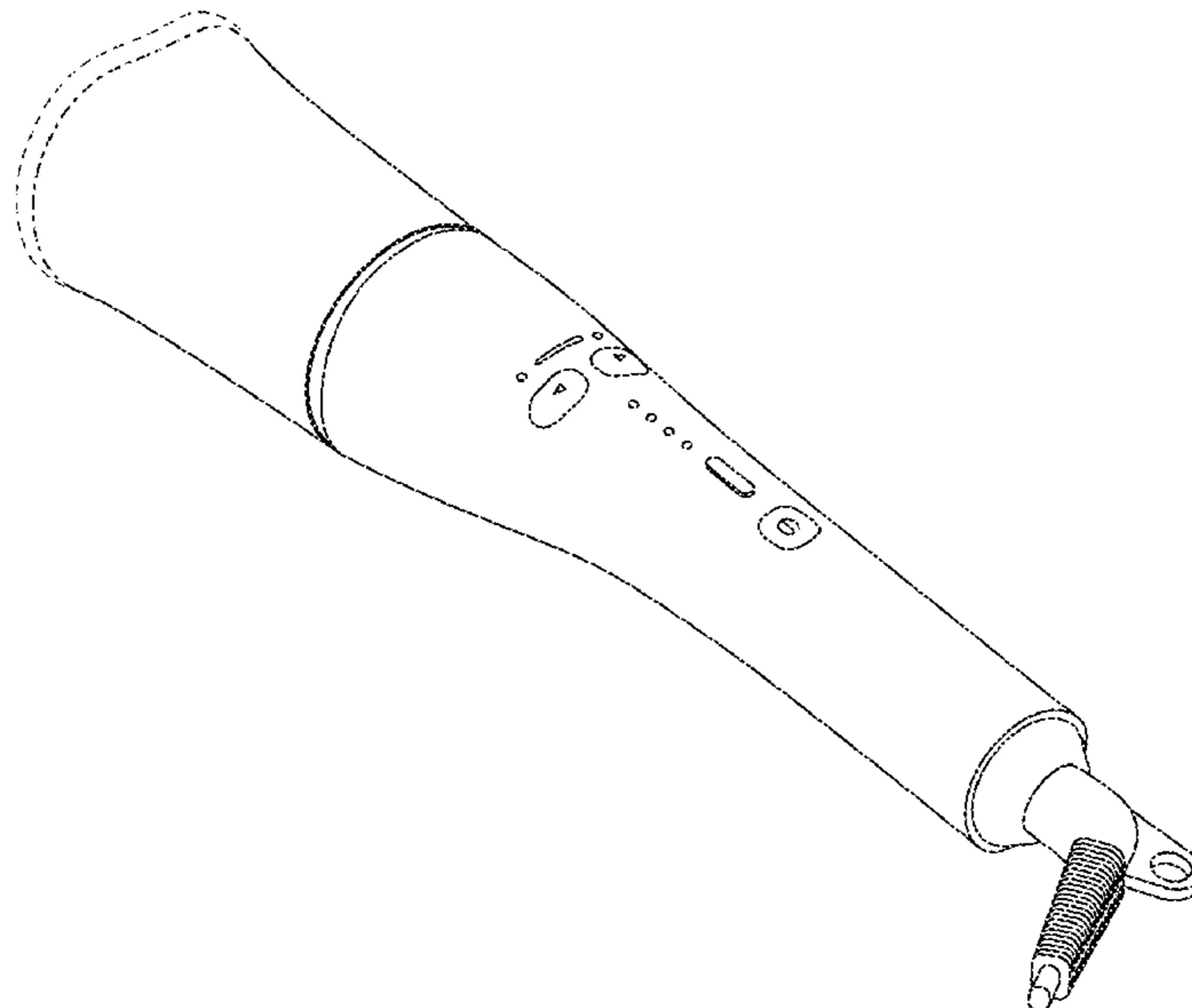
(57) **CLAIM**

The ornamental design for an automatic hair curler, as shown and described.

DESCRIPTION

FIG. 1 is a front elevational view of an automatic hair curler embodying my new design;
FIG. 2 is a left-side elevational view thereof;
FIG. 3 is a top plan view thereof;
FIG. 4 is a bottom plan view thereof;
FIG. 5 is a right-side elevational view thereof; and,
FIG. 6 is a front, bottom and right-side perspective view thereof.
The evenly space broken lines illustrate portions of the automatic hair curler. The dash-dot-dash broken lines illustrate the bounds of the claimed design. The broken line disclosures form no part of the claimed design.

1 Claim, 3 Drawing Sheets



(56)

References Cited

OTHER PUBLICATIONS

Ibeautyliss hair curler, www.amazon.com, reviewed as early as Jan. 18, 2020, 1 page (Year: 2020).*

Lena Geniecurl, www.amazon.com, reviewed as early as Oct. 2019, 1 page (Year: 2019).*

Etekcity Hair Curler, www.amazon.com, reviewed as early as Jan. 31, 2020 (Year: 2020).*

* cited by examiner

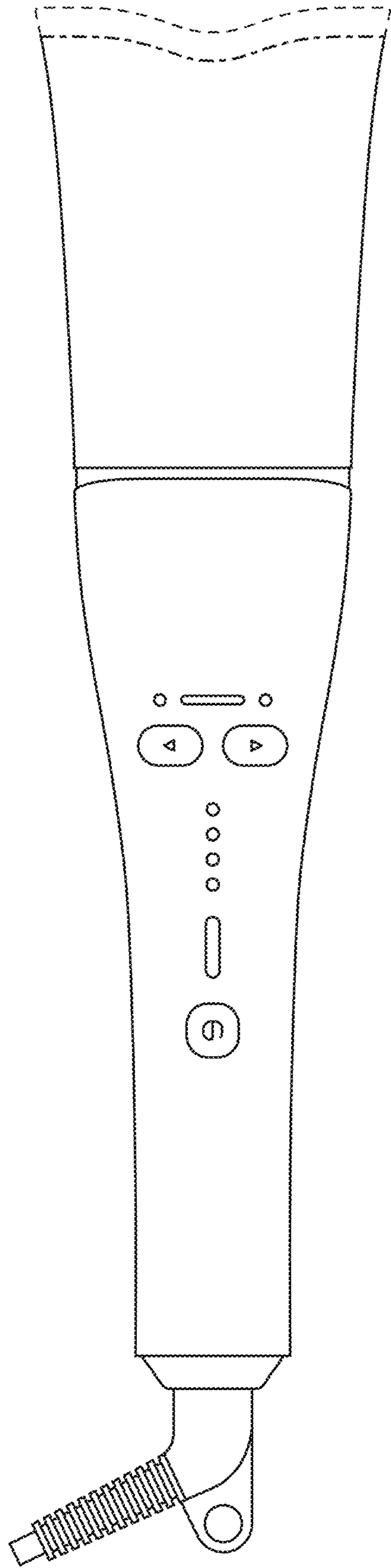


FIG. 1

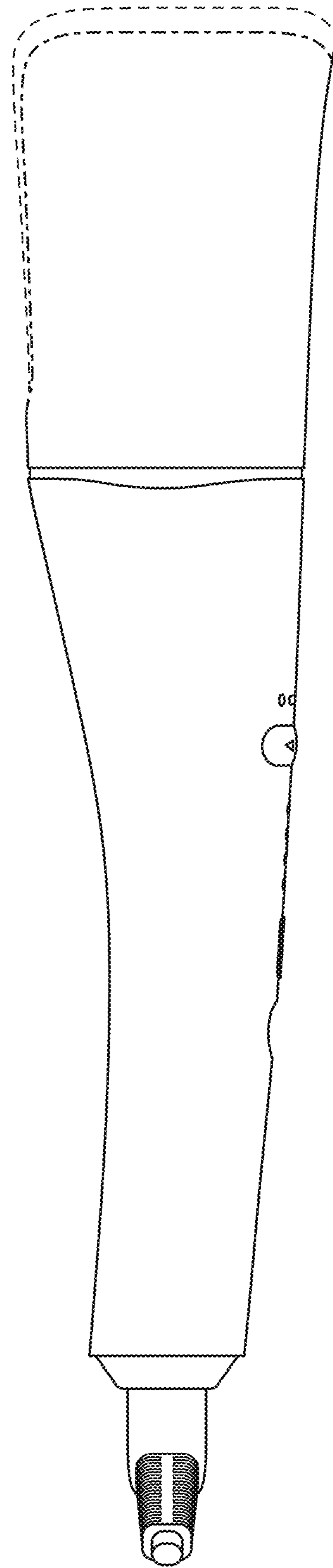


FIG. 2

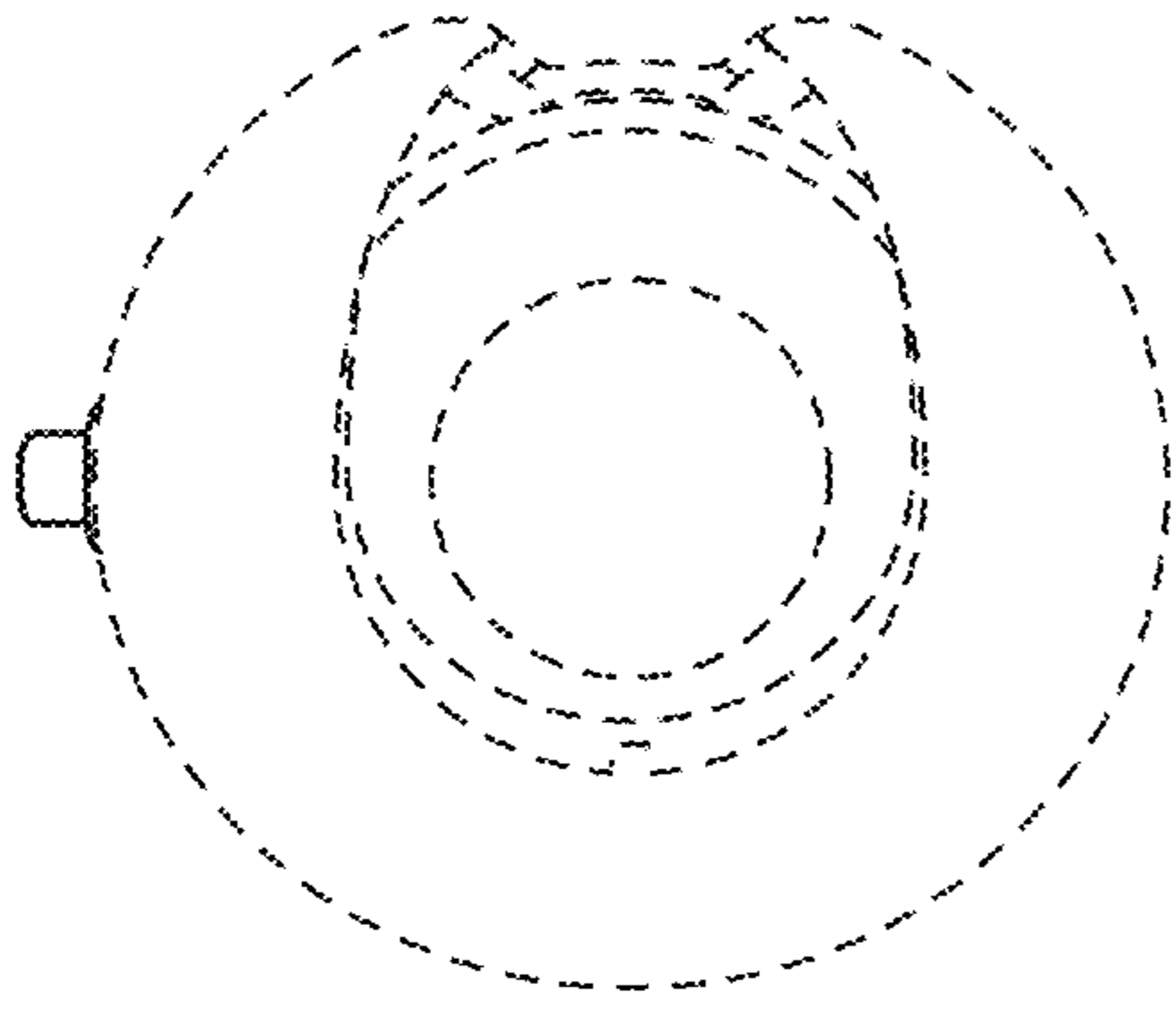


FIG. 3

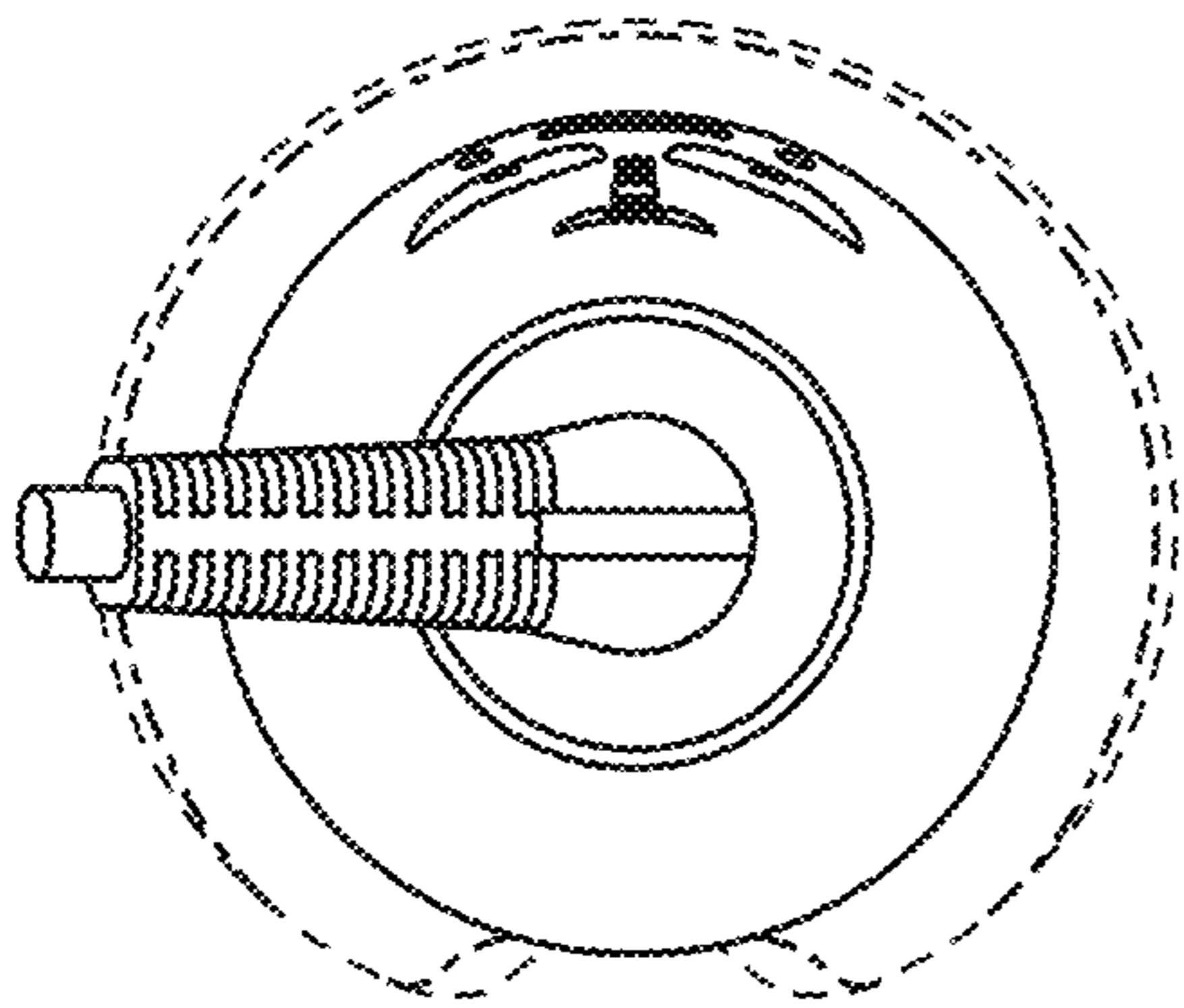


FIG. 4

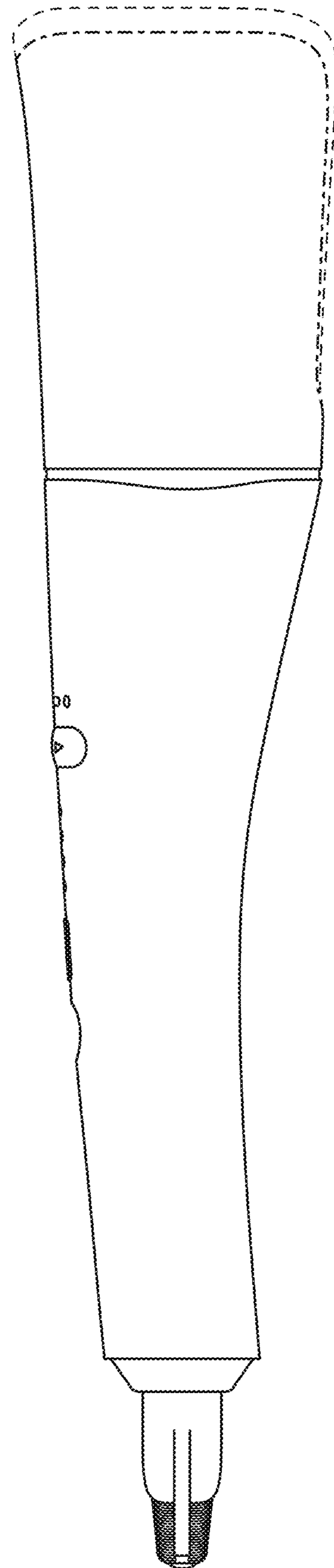


FIG. 5

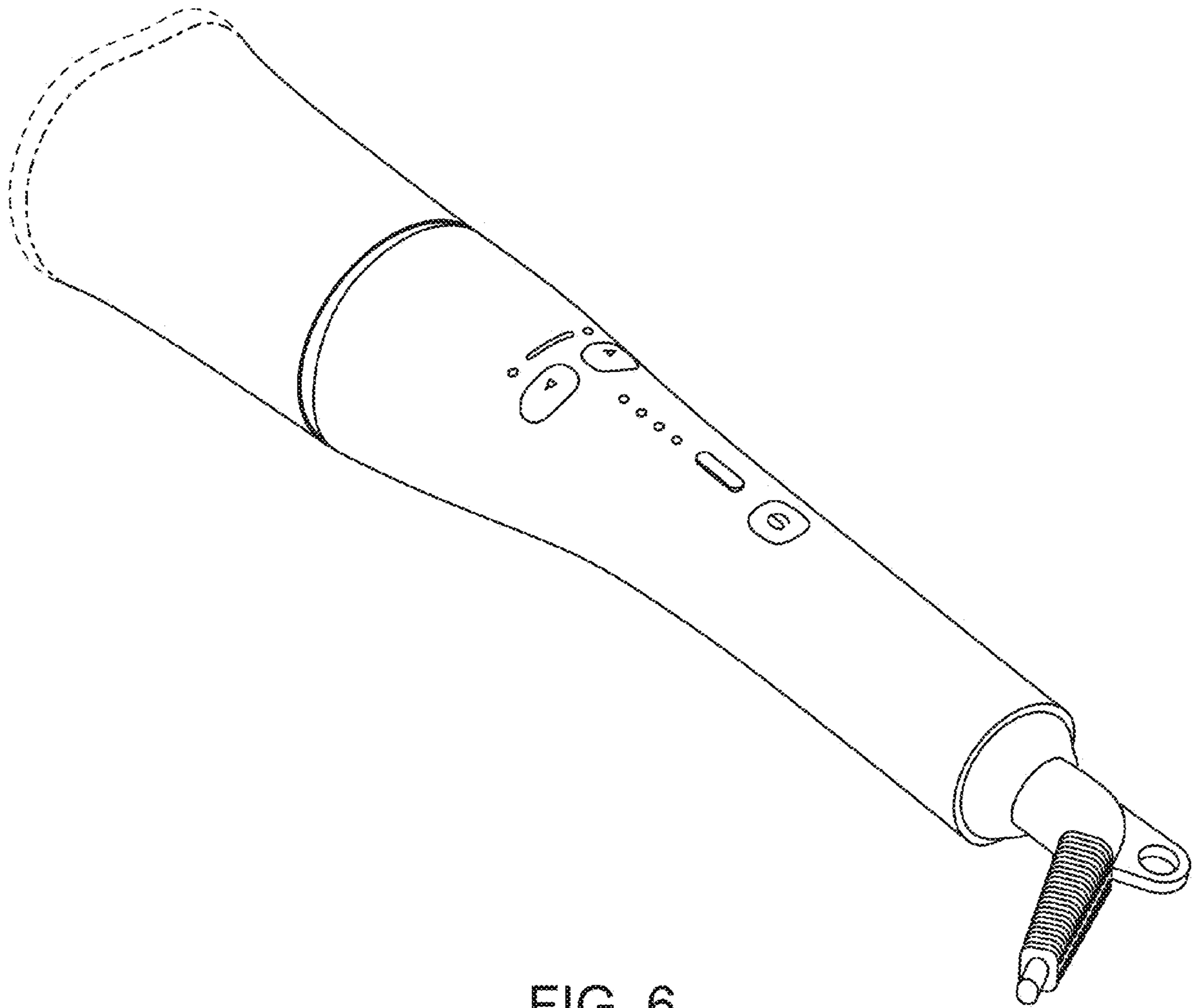


FIG. 6