



US00D919843S

(12) **United States Design Patent** (10) **Patent No.:** **US D919,843 S**
Lin (45) **Date of Patent:** **** *May 18, 2021**

(54) **AUTOMOBILE TAIL LIGHT**
(71) Applicant: **Chi-Chung Lin**, Hsinchu (TW)
(72) Inventor: **Chi-Chung Lin**, Hsinchu (TW)
(*) Notice: This patent is subject to a terminal disclaimer.

D724,243 S	3/2015	Lai	
D735,911 S *	8/2015	O'Donnell	D26/28
D744,678 S *	12/2015	Lai	D26/28
D745,725 S *	12/2015	McMahan	D26/28
D749,246 S *	2/2016	Thole	D26/28
D771,294 S *	11/2016	Tsai	D26/28
D792,618 S *	7/2017	Wu	D26/28
D792,619 S *	7/2017	Wu	D26/28
D796,708 S *	9/2017	Lai	D26/28

(**) Term: **15 Years**

* cited by examiner

(21) Appl. No.: **29/706,399**

Primary Examiner — Marcus A Jackson

(22) Filed: **Sep. 19, 2019**

(74) *Attorney, Agent, or Firm* — Alexander Chen, Esq.

(51) **LOC (13) Cl.** **25-06**

(57) **CLAIM**

(52) **U.S. Cl.**

The ornamental design for an automobile tail light, as shown and described.

USPC **D26/28**

(58) **Field of Classification Search**

DESCRIPTION

USPC D26/28-36, 139
CPC F21S 48/00; F21S 48/10; F21S 48/115;
F21S 48/225; F21S 48/1233; F21S
48/1266; F21S 48/1388; F21S 48/2268;
F21V 21/04; F21V 29/004; B60Q 9/13;
B60Q 9/135; B60Q 9/1375
See application file for complete search history.

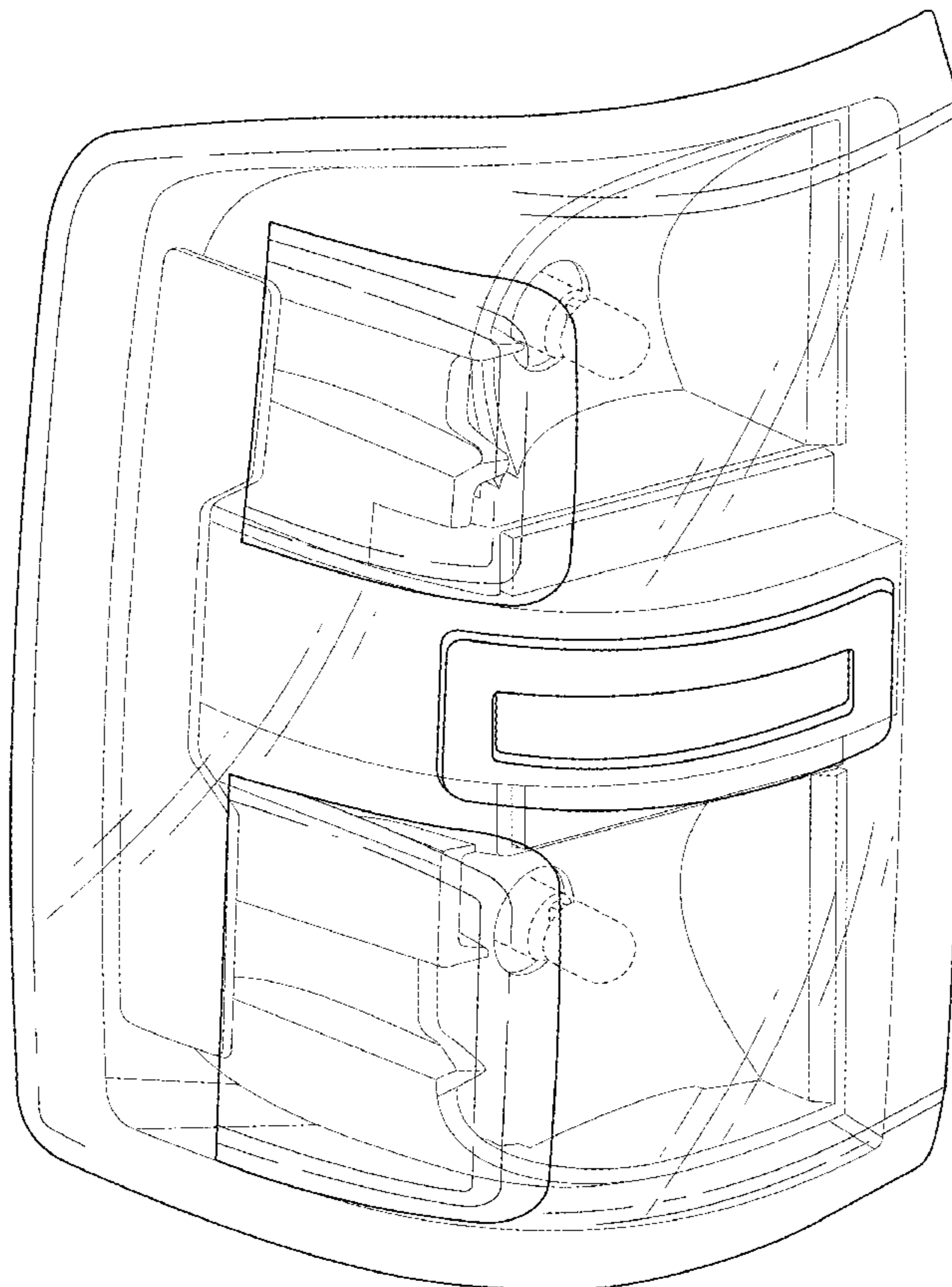
FIG. 1 is a perspective view of an automobile tail light;
FIG. 2 is a side view thereof; and,
FIG. 3 is a front view thereof.
The broken lines are included to show environmental structure and form no part of the claimed design. The drawings and descriptions represent the left side embodiment. The claim is also for a mirror image right side embodiment.

(56) **References Cited**

U.S. PATENT DOCUMENTS

1 Claim, 3 Drawing Sheets

D604,874 S *	11/2009	Golden	D26/28
D703,847 S *	4/2014	MacKay	D26/28



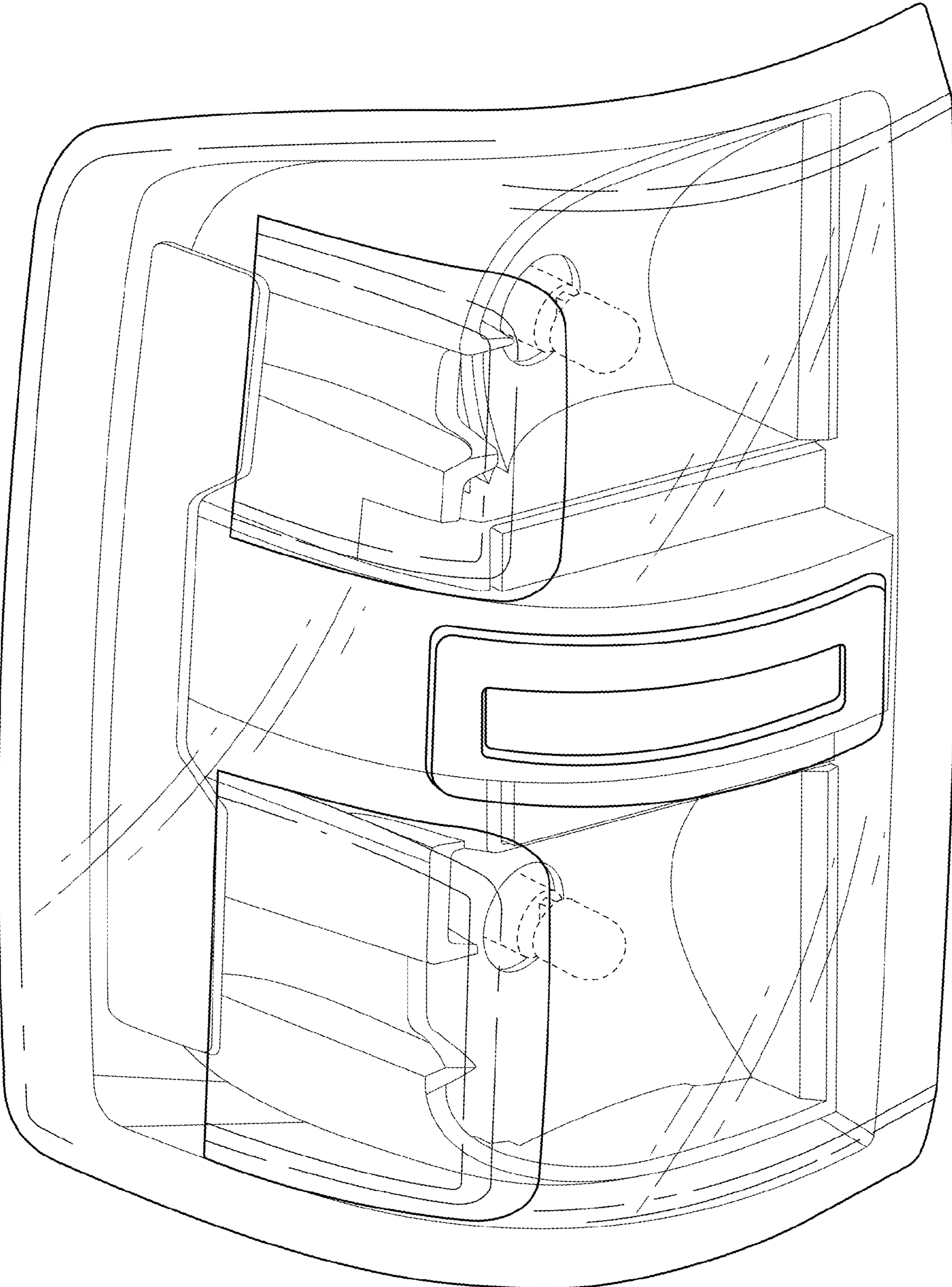


FIG. 1

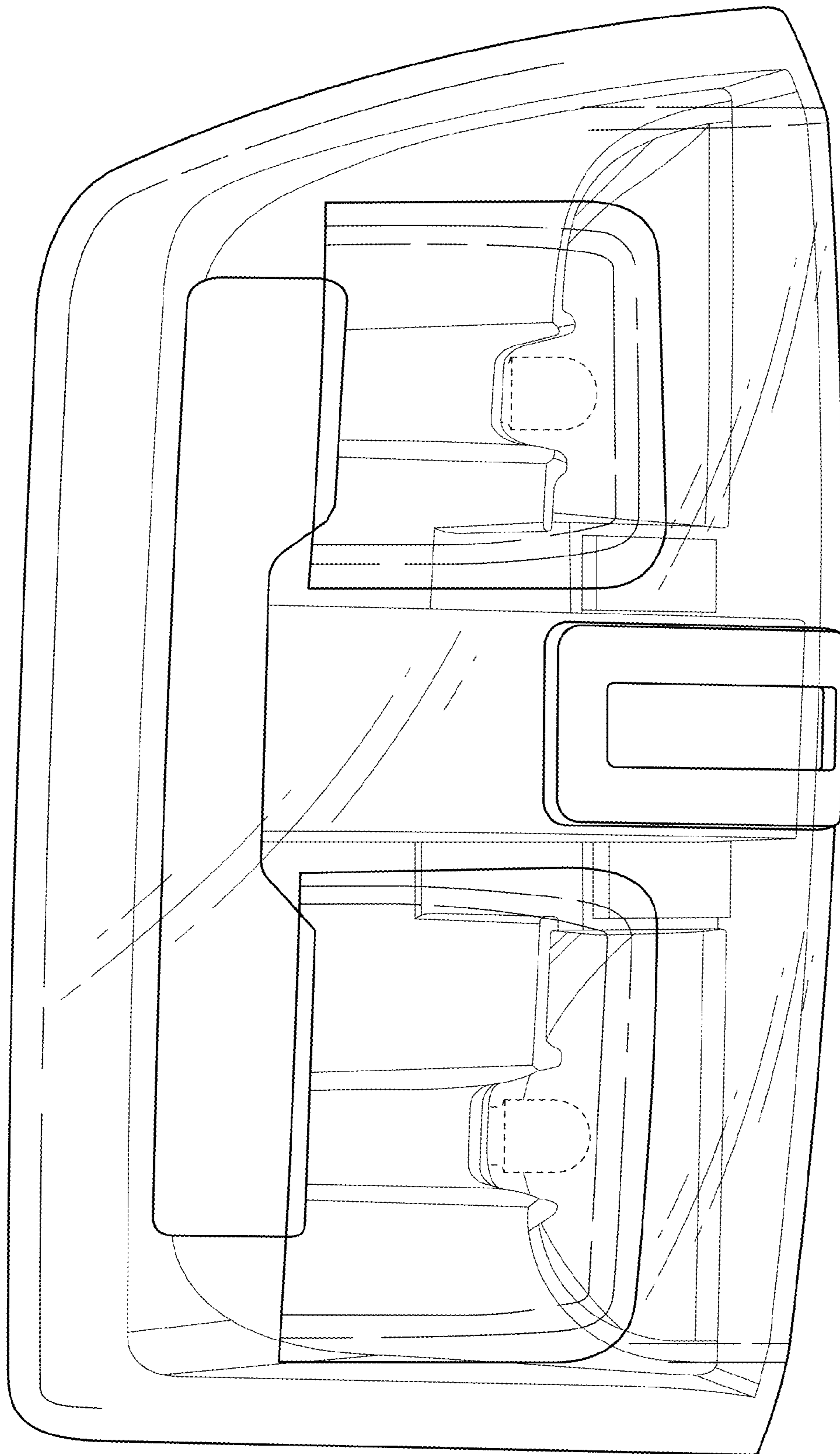


FIG. 2

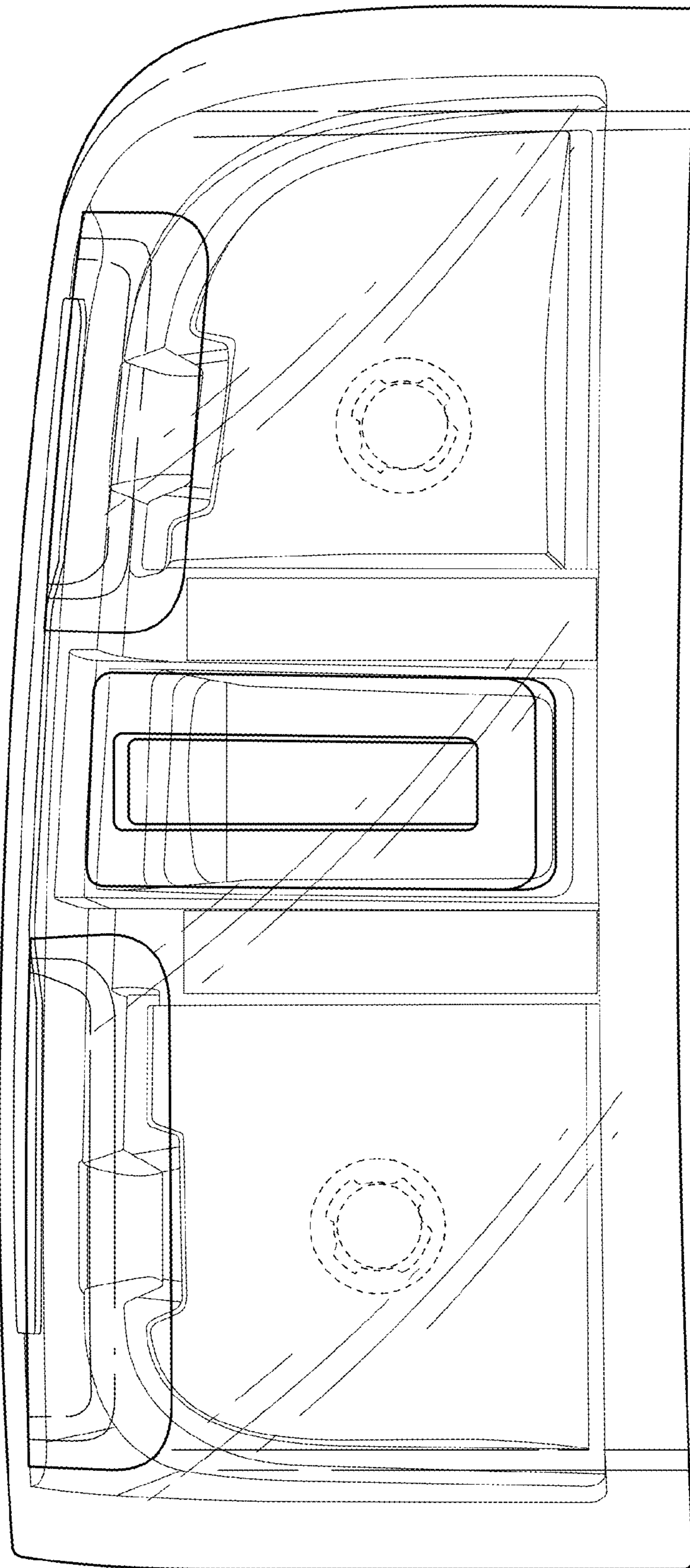


FIG. 3