



US00D919830S

(12) **United States Design Patent** (10) **Patent No.:** **US D919,830 S**
Wu et al. (45) **Date of Patent:** **** May 18, 2021**

(54) **CHEMILUMINESCENT IMMUNOASSAY SYSTEM**

(71) Applicant: **CHEMCLIN DIAGNOSTICS CO., LTD.**, Beijing (CN)

(72) Inventors: **Dongyang Wu**, Beijing (CN); **Zifu Lian**, Shanghai (CN); **Yuhui Liu**, Beijing (CN); **Lin Li**, Beijing (CN)

(73) Assignee: **Chemclin Diagnostics Co., Ltd.**, Beijing (CN)

(**) Term: **15 Years**

(21) Appl. No.: **29/698,946**

(22) Filed: **Jul. 22, 2019**

(30) **Foreign Application Priority Data**

May 29, 2019 (CN) 201930270004.5

(51) **LOC (13) Cl.** **24-01**

(52) **U.S. Cl.**
USPC **D24/216**

(58) **Field of Classification Search**
USPC D24/107, 185, 186, 216–219, 231–234;
D10/81
CPC G01N 2035/00306; G01N 2035/00326;
G01N 2035/00336; G01N 2030/027;
G01N 21/76; G01N 33/533; G01N
33/5302; G01N 33/569
See application file for complete search history.

(56) **References Cited**

U.S. PATENT DOCUMENTS

D380,273 S * 6/1997 Emerson D24/232
D406,901 S * 3/1999 Ditterline D24/232

6,919,044 B1 * 7/2005 Shibata G01N 35/0092
422/63
D652,147 S * 1/2012 Isozaki D24/216
D719,275 S * 12/2014 Gutmann D24/216
D802,156 S * 11/2017 Barton D24/216
D811,251 S * 2/2018 Barton D24/216
D843,597 S * 3/2019 Kurz-Ottenwaelder D24/232
D854,187 S * 7/2019 Meindl D24/232
D887,545 S * 6/2020 Heintze D24/107
2019/0353664 A1 * 11/2019 Yang G01N 33/5375

OTHER PUBLICATIONS

Chemclin Diagnostics Co., LTD. Light-initiated Chemiluminescence Immunoassay System (Aug. 1, 2019).*

* cited by examiner

Primary Examiner — Anhdao Doan

(74) *Attorney, Agent, or Firm* — K&L Gates LLP

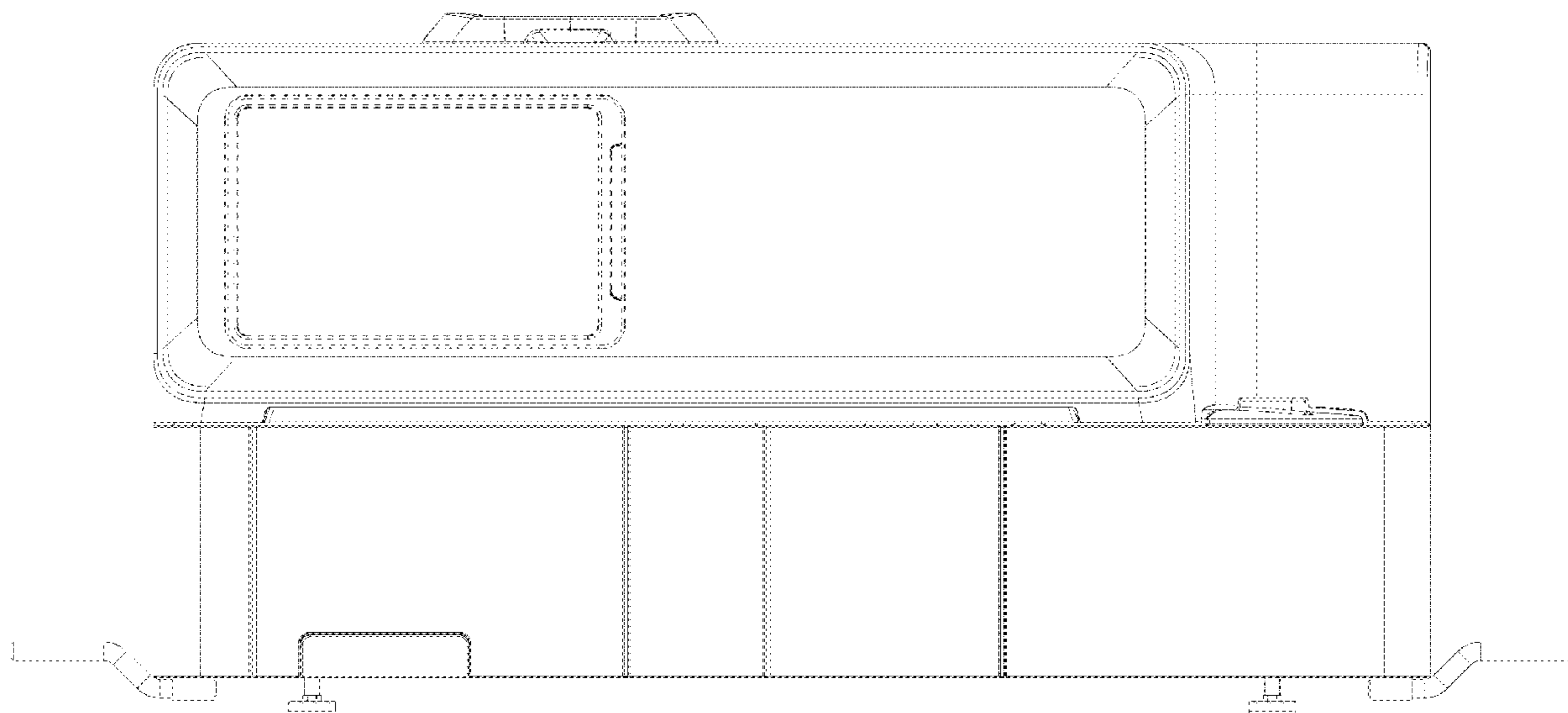
(57) **CLAIM**

The ornamental design for a chemiluminescent immunoassay system, as shown and described.

DESCRIPTION

FIG. 1 is a front elevational view of a chemiluminescent immunoassay system;
FIG. 2 is a rear elevational view thereof;
FIG. 3 is a left side elevational view thereof;
FIG. 4 is a right side elevational view thereof;
FIG. 5 is a top plan view thereof; and,
FIG. 6 is a bottom plan view thereof.
The broken lines shown in the Figures are included for the purpose of illustrating portions of the chemiluminescent immunoassay system which form no part of the claimed design.

1 Claim, 6 Drawing Sheets



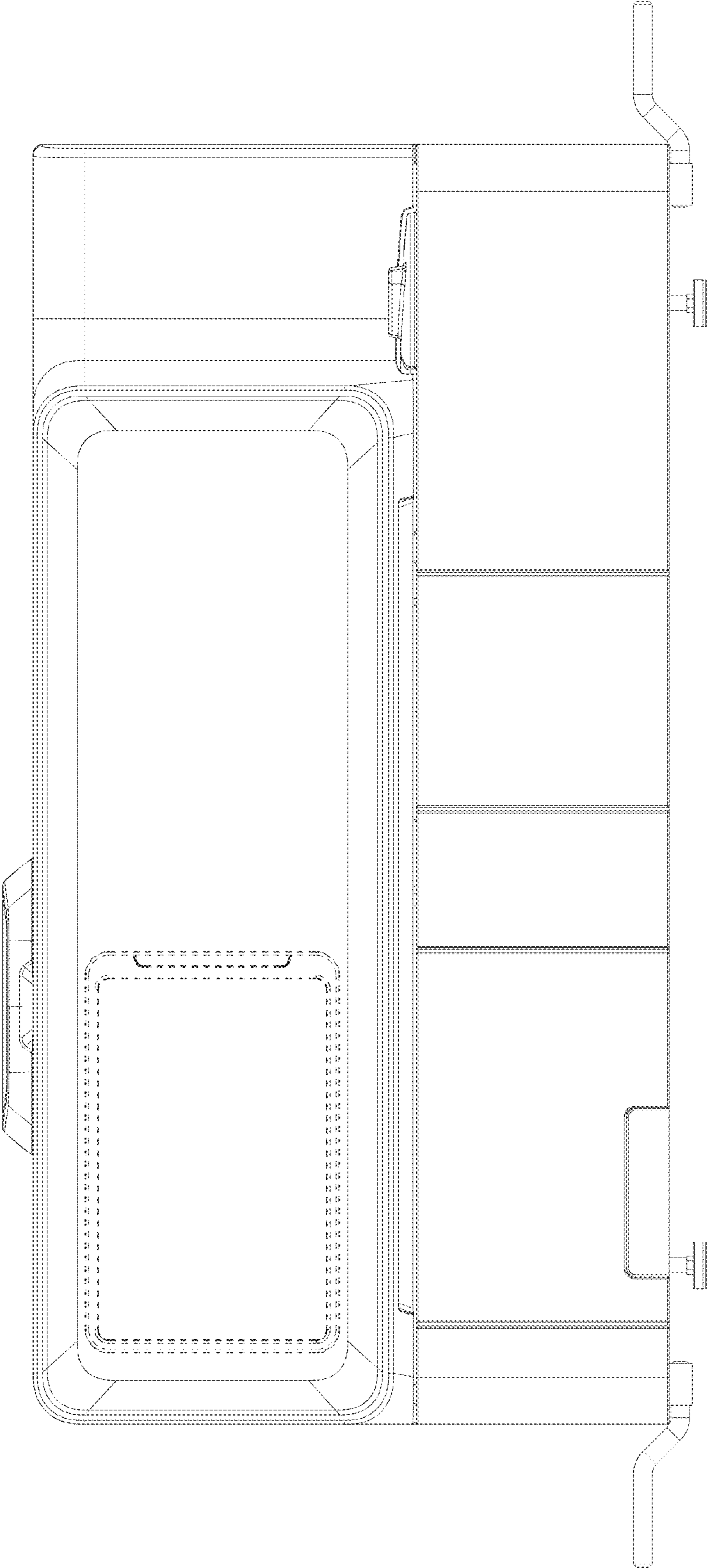


FIG. 1




FIG. 2

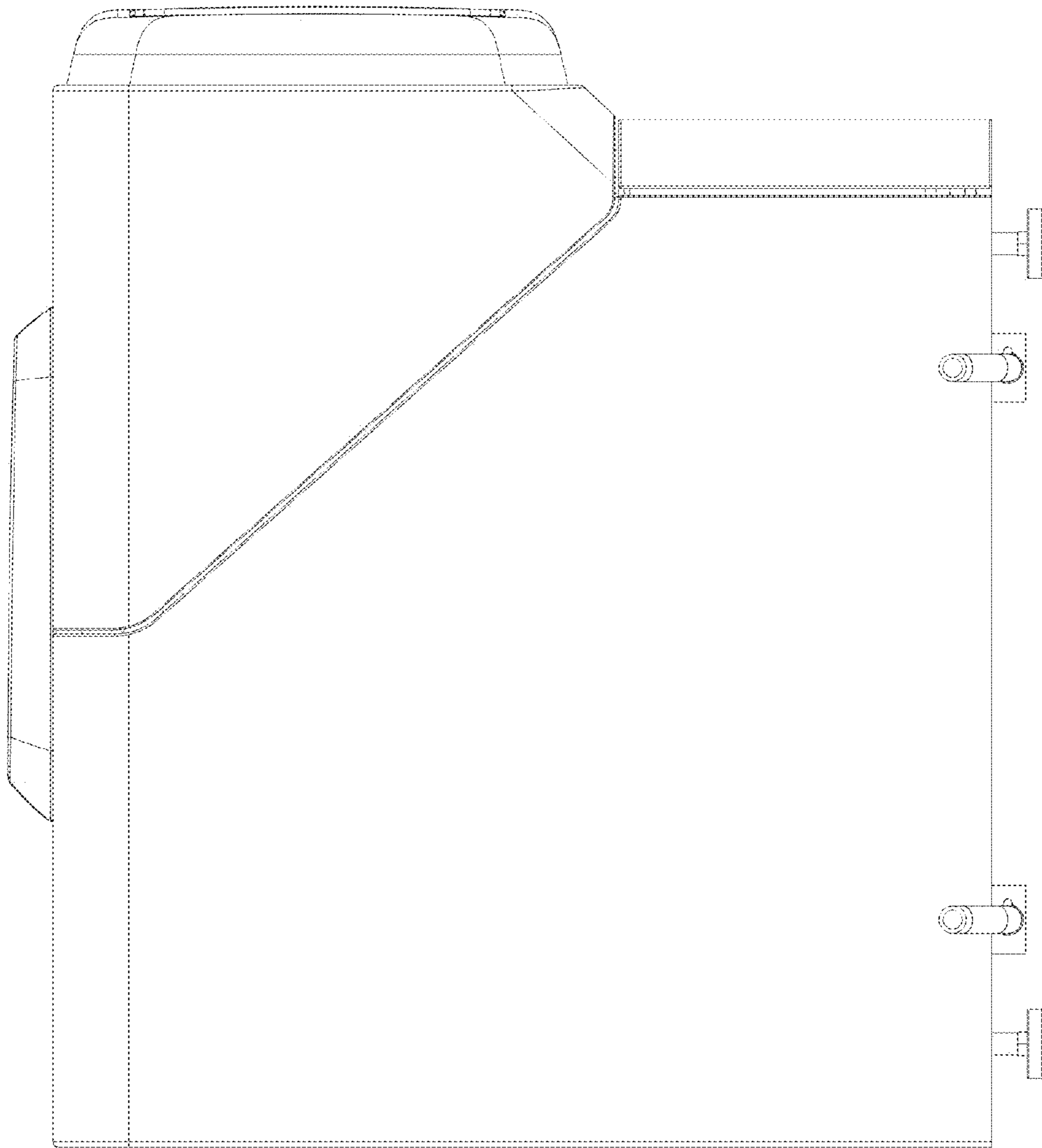


FIG. 3

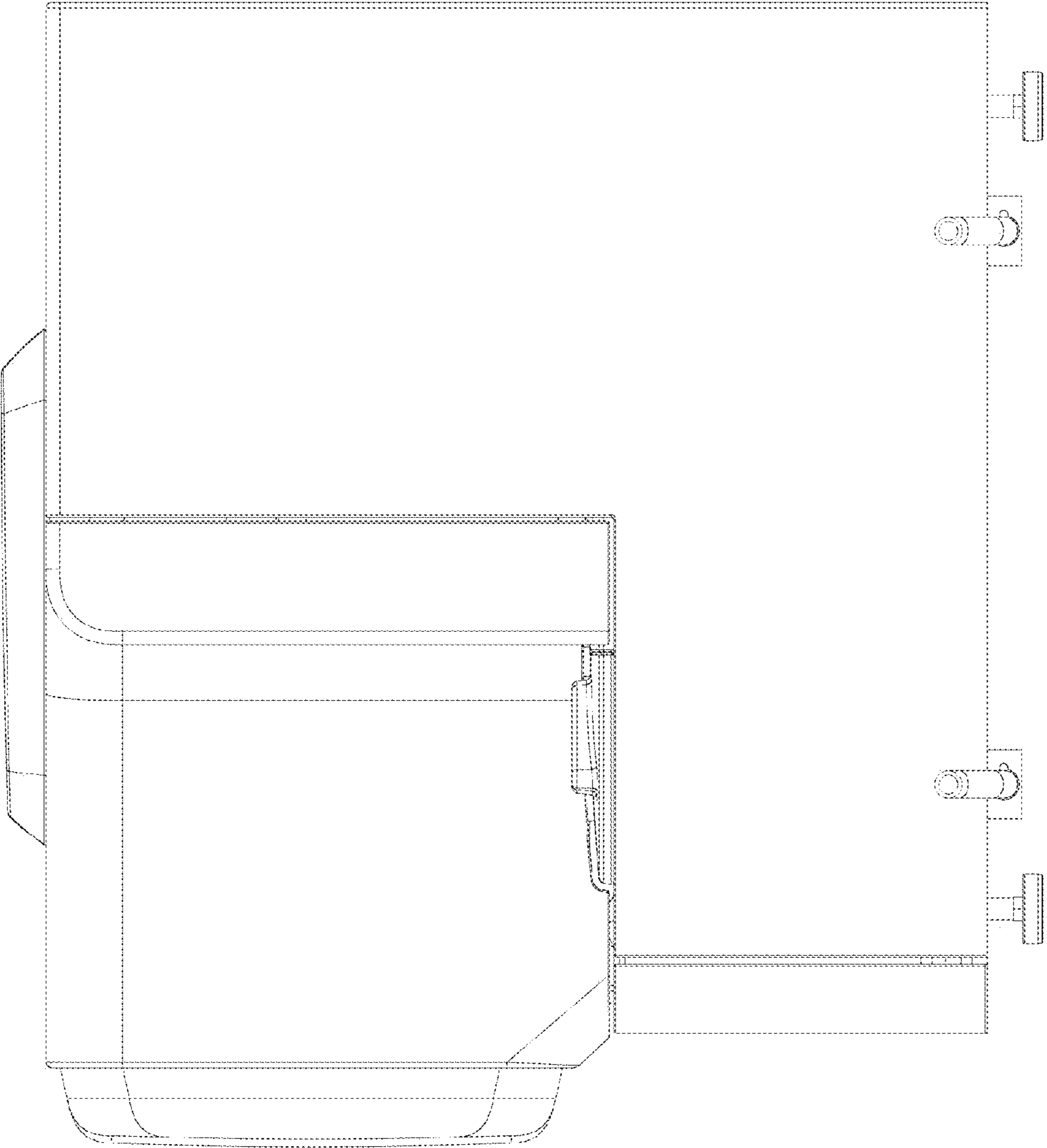


FIG. 4

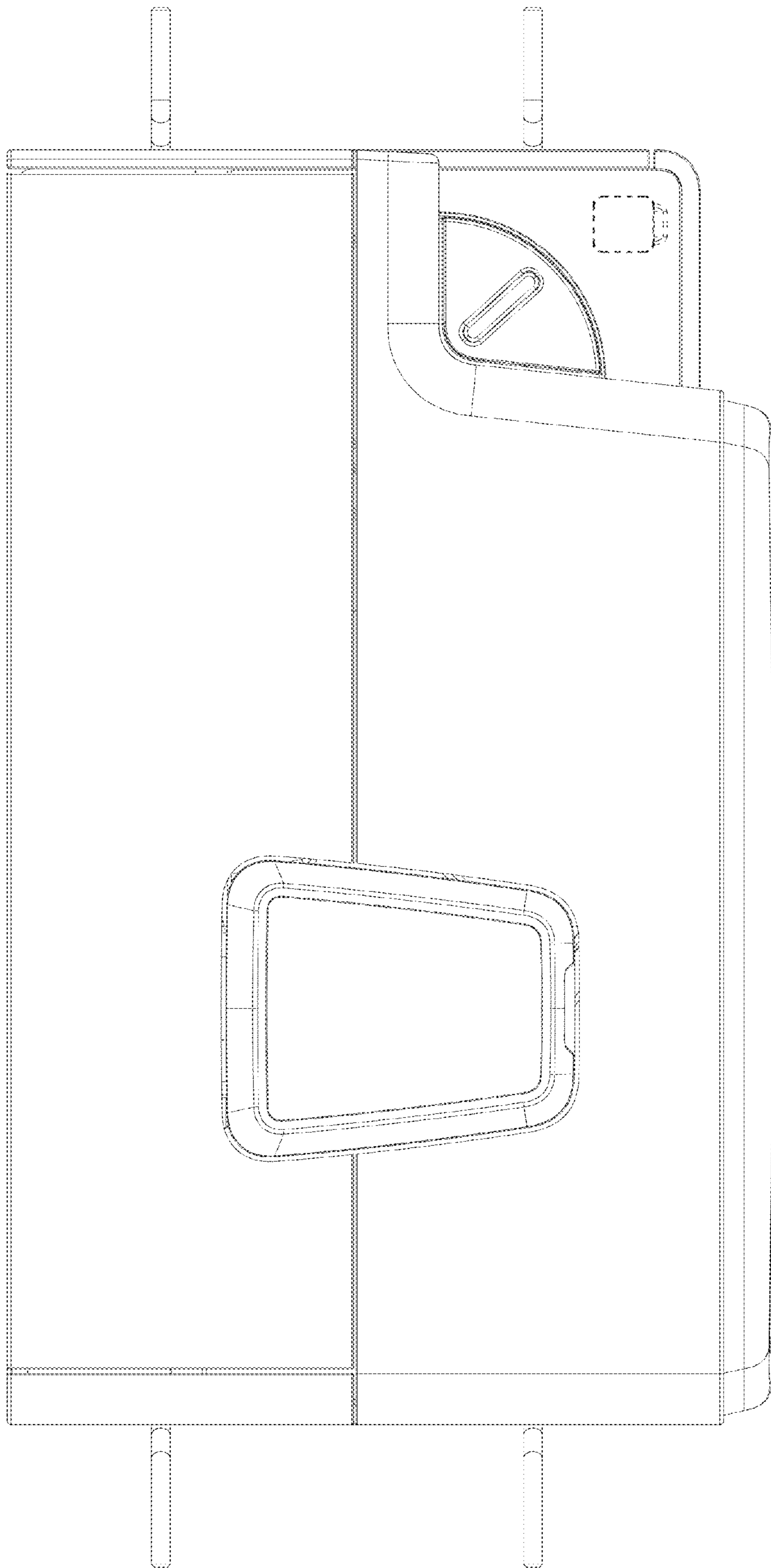


FIG. 5

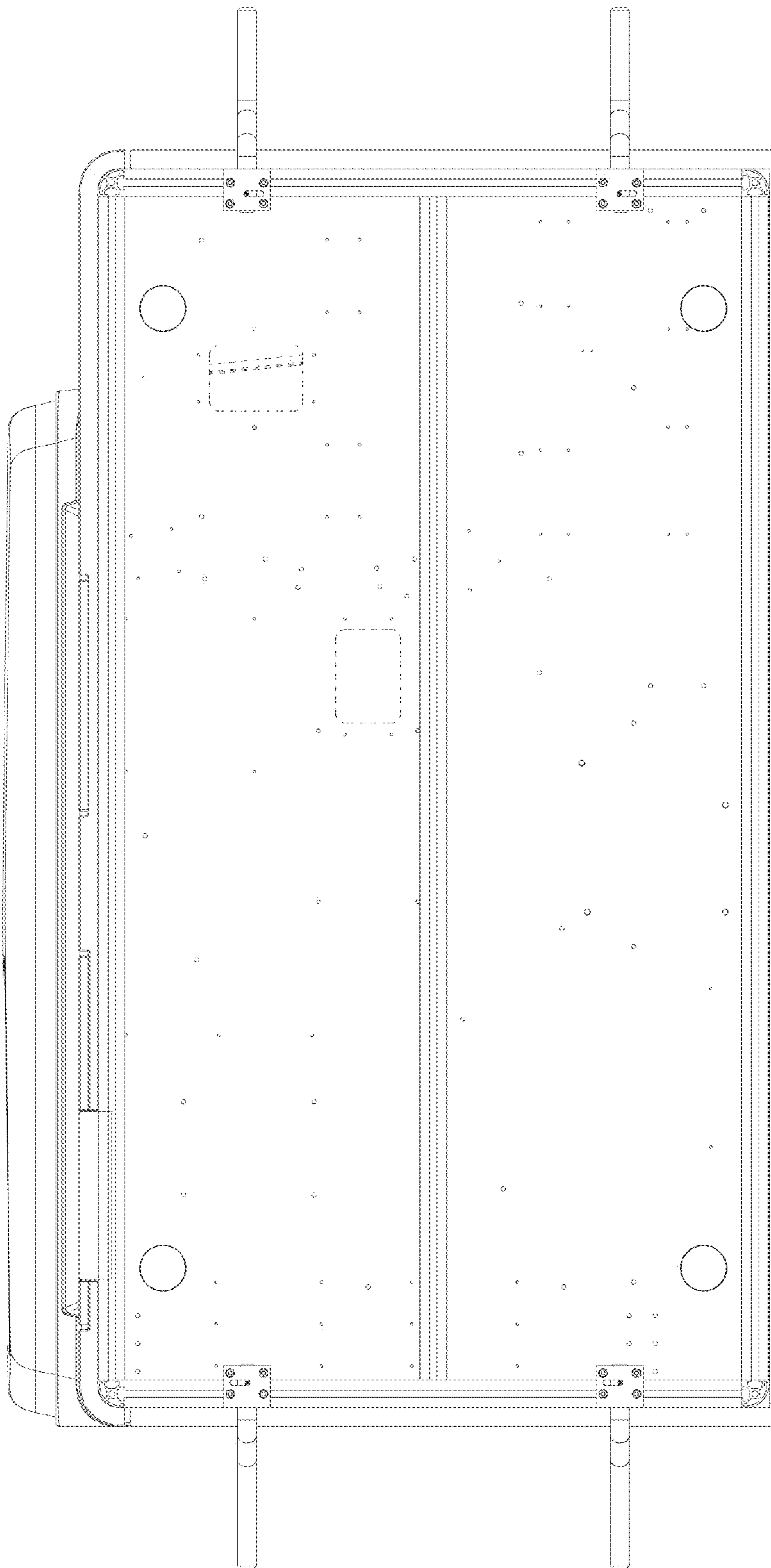


FIG. 6