



US00D919781S

(12) **United States Design Patent** (10) **Patent No.:** **US D919,781 S**  
**Nakamura** (45) **Date of Patent:** **\*\* May 18, 2021**

(54) **AIR PURIFIER**

(71) Applicant: **Junji Nakamura**, Osaka (JP)

(72) Inventor: **Junji Nakamura**, Osaka (JP)

(73) Assignee: **DAIKIN INDUSTRIES LTD.**, Osaka (JP)

(\*\*) Term: **15 Years**

(21) Appl. No.: **29/693,203**

(22) Filed: **May 31, 2019**

(30) **Foreign Application Priority Data**

Dec. 21, 2018 (JP) ..... 2018-028009

(51) **LOC (13) Cl.** ..... **23-04**

(52) **U.S. Cl.**  
USPC ..... **D23/364**

(58) **Field of Classification Search**  
USPC ..... D23/355-366, 352, 369, 332, 333, 335,  
D23/336, 342, 351; 422/120, 122;  
55/356, 473, 504; 96/97; D14/188, 170,  
D14/171, 172; 261/DIG. 17, DIG. 65,  
261/DIG. 88, DIG. 31; D18/34.6  
CPC .. A61L 9/16; A61L 9/22; B01D 47/00; B01D  
47/027; B01D 2221/02; B01D 2259/4508;  
B03C 3/155; B03C 3/368; F24F 3/16;  
F24F 13/20; F24F 13/28; F24F  
2001/0096

See application file for complete search history.

(56) **References Cited**

**U.S. PATENT DOCUMENTS**

D462,754 S \* 9/2002 Briggs ..... D23/364  
D550,343 S \* 9/2007 Chen ..... D23/364

D589,132 S \* 3/2009 Chiu ..... D23/333  
D595,825 S \* 7/2009 Ohta ..... D23/364  
D613,386 S \* 4/2010 Niki ..... D23/364  
D634,828 S \* 3/2011 Nakamura ..... D23/355  
D634,829 S \* 3/2011 Niki ..... D23/355  
D658,280 S \* 4/2012 Niki ..... D23/364  
D676,537 S \* 2/2013 Yoo ..... D23/359  
D683,839 S \* 6/2013 Yamashita ..... D23/364  
D684,247 S \* 6/2013 Chouji ..... D23/364  
D741,464 S \* 10/2015 Ikegaya ..... D23/364  
D879,273 S \* 3/2020 Shih ..... D23/356

\* cited by examiner

*Primary Examiner* — David G Muller

(74) *Attorney, Agent, or Firm* — Manabu Kanesaka

(57) **CLAIM**

The ornamental design for an air purifier, as shown and described.

**DESCRIPTION**

FIG. 1 is a perspective view of an air purifier showing my new design;  
FIG. 2 is a front view thereof;  
FIG. 3 is a rear view thereof;  
FIG. 4 is a plan view thereof;  
FIG. 5 is a bottom view thereof;  
FIG. 6 is a left side view thereof; and,  
FIG. 7 is a right side view thereof.  
The broken line showing of the air purifier is for the purpose of illustrating portions of the article and forms no part of the claimed design.

**1 Claim, 6 Drawing Sheets**

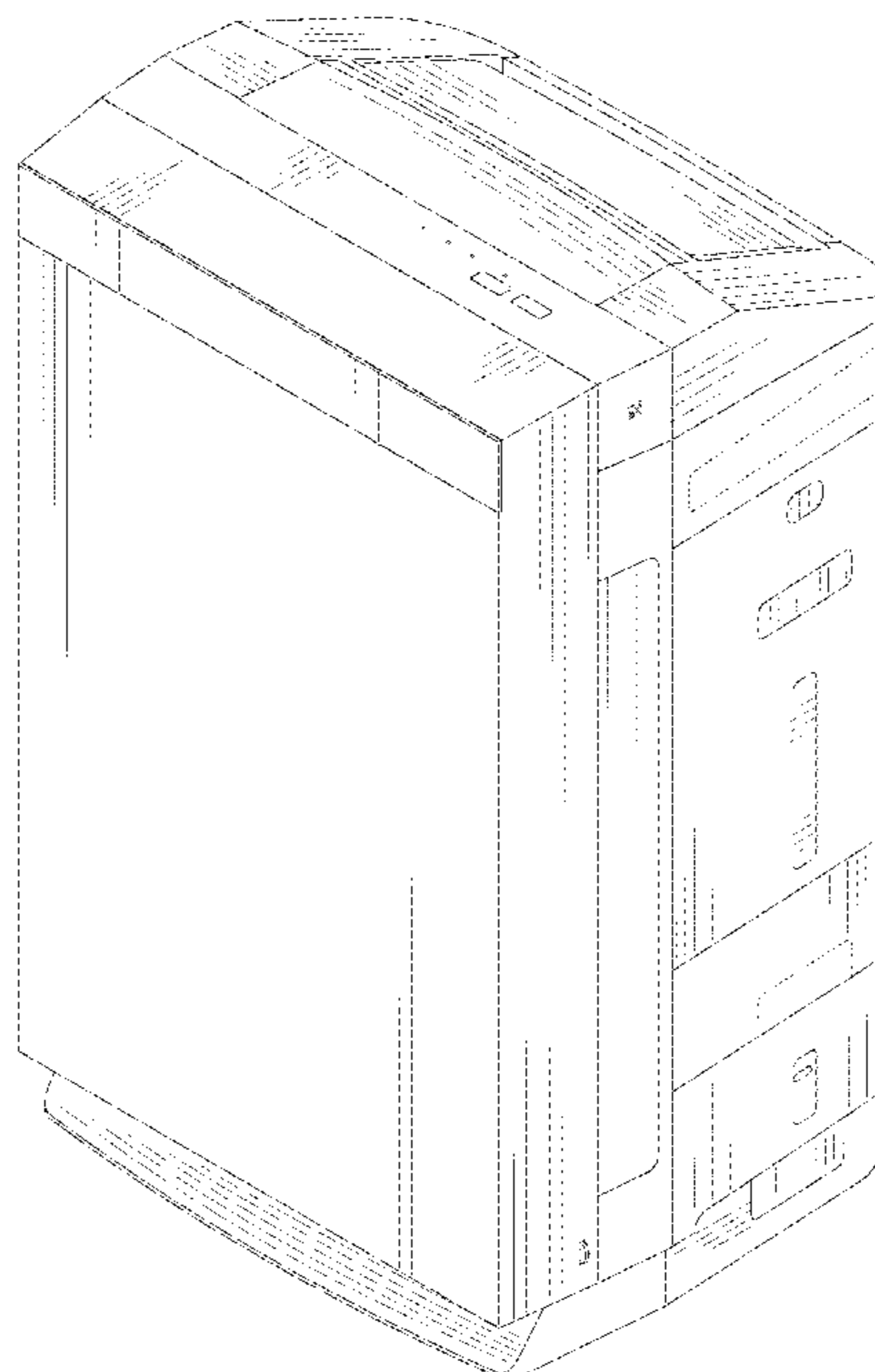


Fig.1

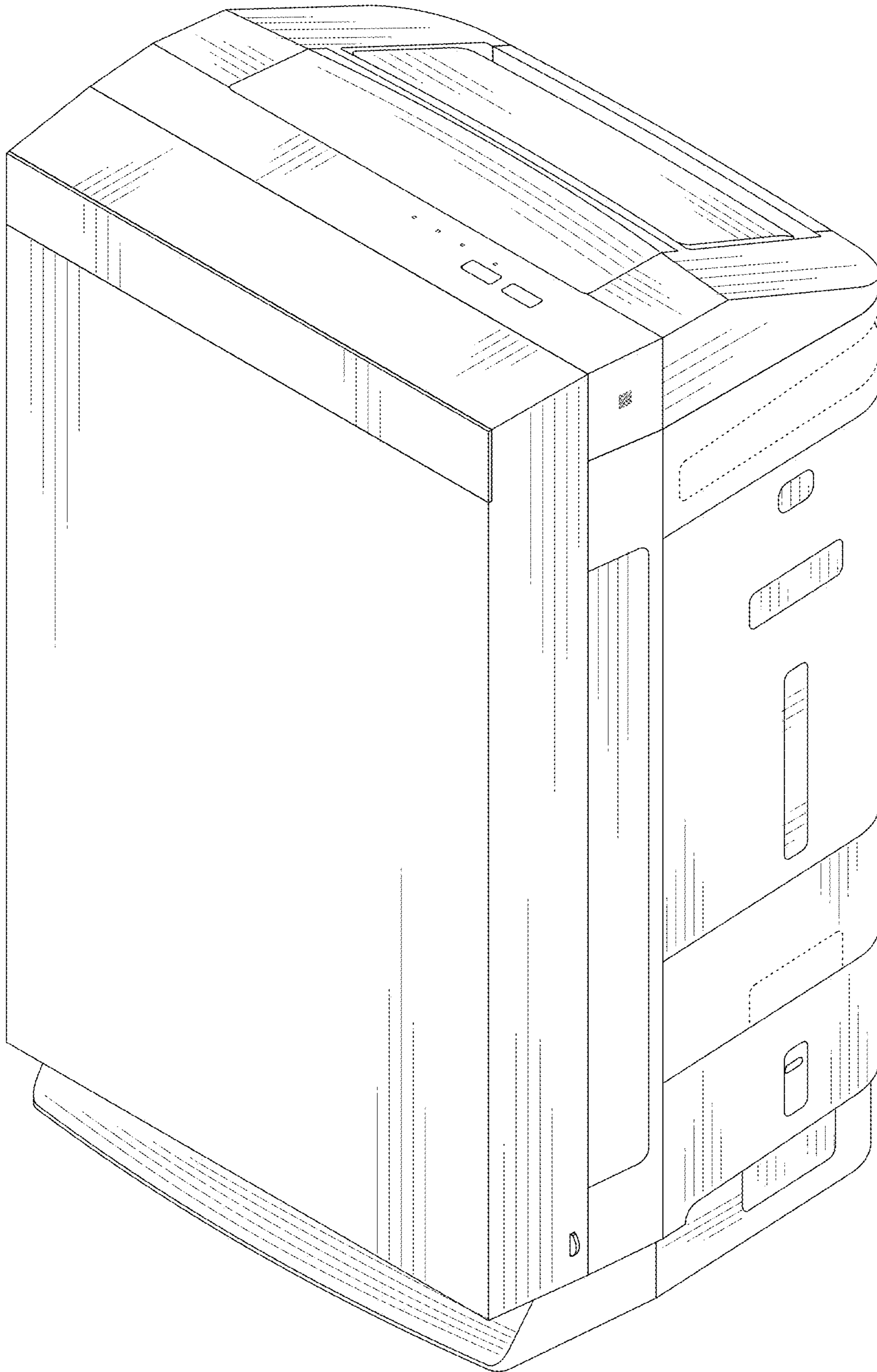


Fig.2




Fig.3

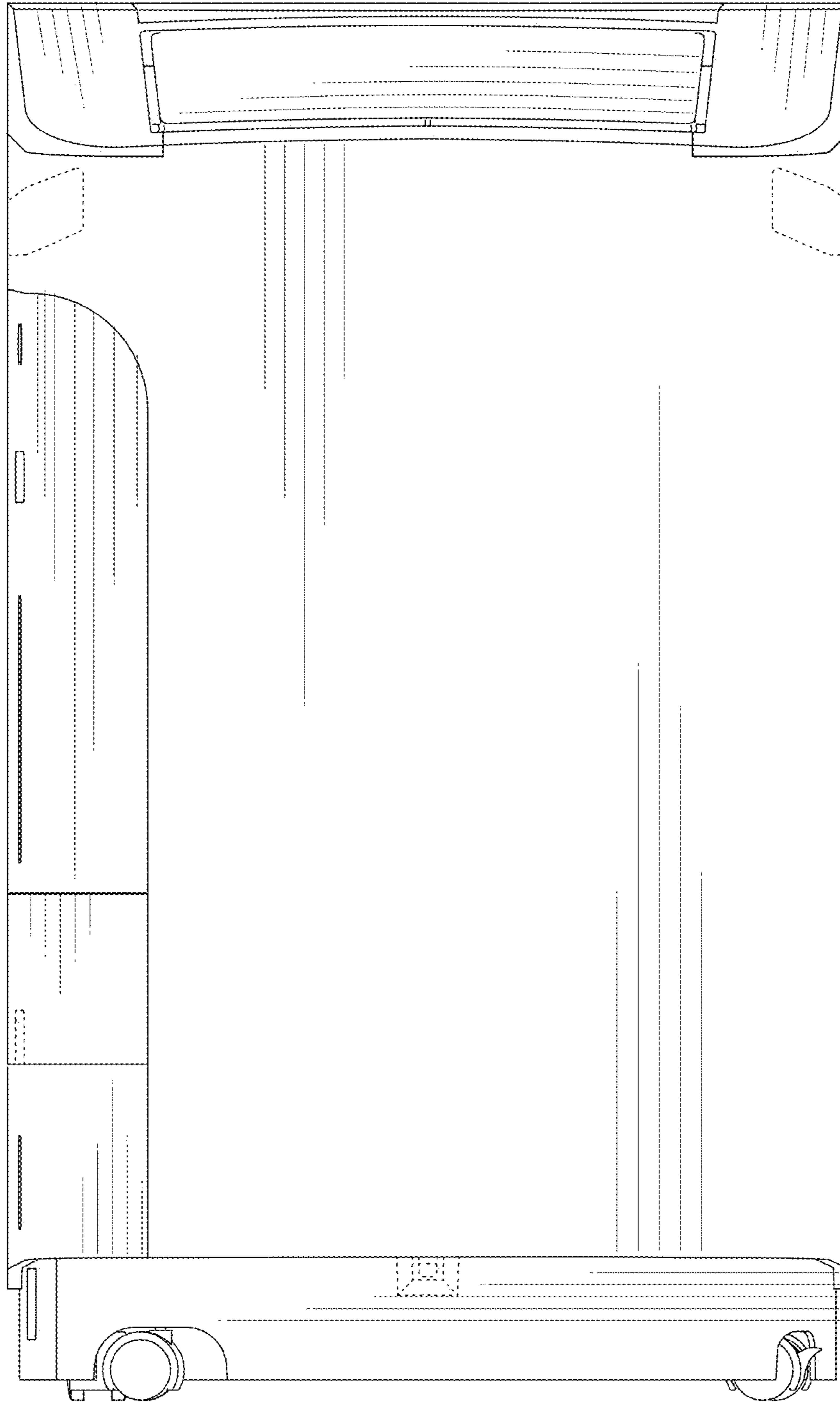


Fig.4




Fig.5

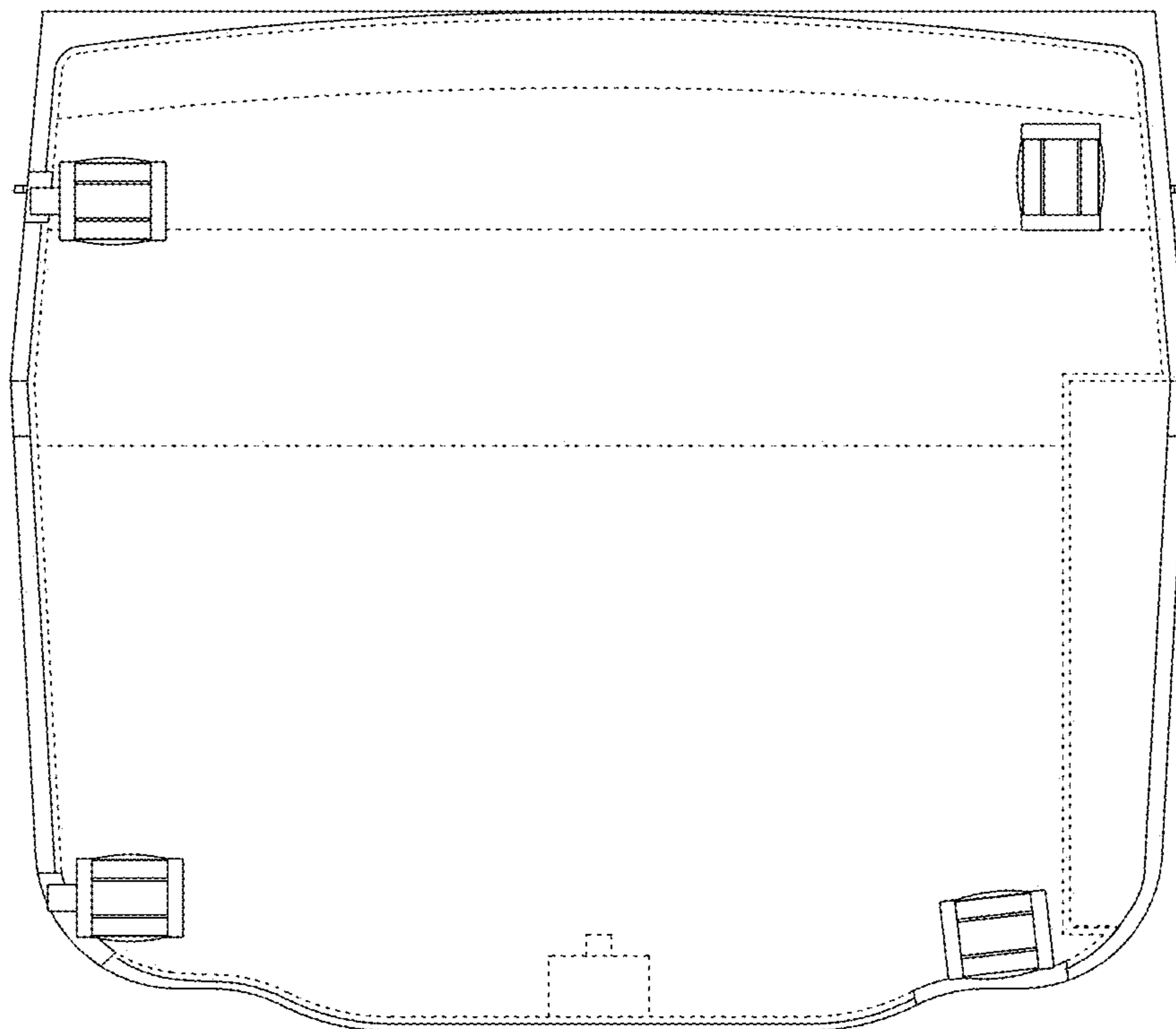


Fig.6




Fig.7

