



US00D919779S

(12) **United States Design Patent** (10) **Patent No.:** **US D919,779 S**  
**Carra** (45) **Date of Patent:** **\*\* May 18, 2021**

(54) **PORTABLE DEVICE FOR CREATING MIST**

(71) Applicant: **Universal Beauty Products Incorporated**, Glendale Heights, IL (US)

(72) Inventor: **Amy Carra**, Chicago, IL (US)

(73) Assignee: **Universal Beauty Products Incorporated**, Glendale Heights, IL (US)

(\*\*) Term: **15 Years**

(21) Appl. No.: **29/702,560**

(22) Filed: **Aug. 20, 2019**

(51) **LOC (13) Cl.** ..... **23-04**

(52) **U.S. Cl.**  
USPC ..... **D23/356**

(58) **Field of Classification Search**  
USPC ..... D23/355–366, 352, 369, 332, 333, 335, D23/336, 342, 351; 422/120, 122; 55/356, 473, 504; 96/97; 261/DIG. 17, 261/DIG. 65, DIG. 88, DIG. 31  
CPC .. A61L 9/16; A61L 9/22; B01D 47/00; B01D 47/027; B01D 2221/02; B01D 2259/4508; B03C 3/155; B03C 3/368; F24F 3/16; F24F 13/20; F24F 13/28; F24F 2001/0096

See application file for complete search history.

(56) **References Cited**

**U.S. PATENT DOCUMENTS**

- 6,938,833 B2 \* 9/2005 Chen ..... A61L 9/127 239/44
- D612,924 S \* 3/2010 Jorgensen ..... D23/366
- D613,389 S \* 4/2010 Jorgensen ..... D23/366

- D613,844 S \* 4/2010 Jorgensen ..... D23/366
- D647,189 S \* 10/2011 Mochizuki ..... D23/366
- D652,131 S \* 1/2012 Ritzenhoff ..... D23/366
- D755,361 S \* 5/2016 Osborn ..... D23/366
- D800,885 S \* 10/2017 Chou ..... D23/366
- D803,373 S \* 11/2017 Chou ..... D23/366
- D803,375 S \* 11/2017 Wu ..... D23/366
- D811,931 S \* 3/2018 Yu ..... D11/131.1
- D812,210 S \* 3/2018 Tang ..... D23/366
- D883,462 S \* 5/2020 Wei ..... D23/366

\* cited by examiner

*Primary Examiner* — David G Muller

(74) *Attorney, Agent, or Firm* — Levenfeld Pearlstein, LLC

(57) **CLAIM**

The ornamental design for a portable device for creating mist, as shown and described.

**DESCRIPTION**

FIG. 1 is a top, front perspective view of a portable device for creating mist embodying my new design;  
 FIG. 2 is a front view thereof;  
 FIG. 3 is a rear view thereof;  
 FIG. 4 is a side view thereof as seen from the right-hand side of FIG. 2;  
 FIG. 5 is a side view thereof as seen from the left-hand side of FIG. 2;  
 FIG. 6 is a top view thereof;  
 FIG. 7 is a bottom view thereof; and,  
 FIG. 8 is a top, front perspective view thereof, the device being shown with a capsule and a cap removed from the device.  
 Portions of the portable device for creating mist shown in phantom lines in FIGS. 1-7 form no part of the claimed design.

**1 Claim, 7 Drawing Sheets**

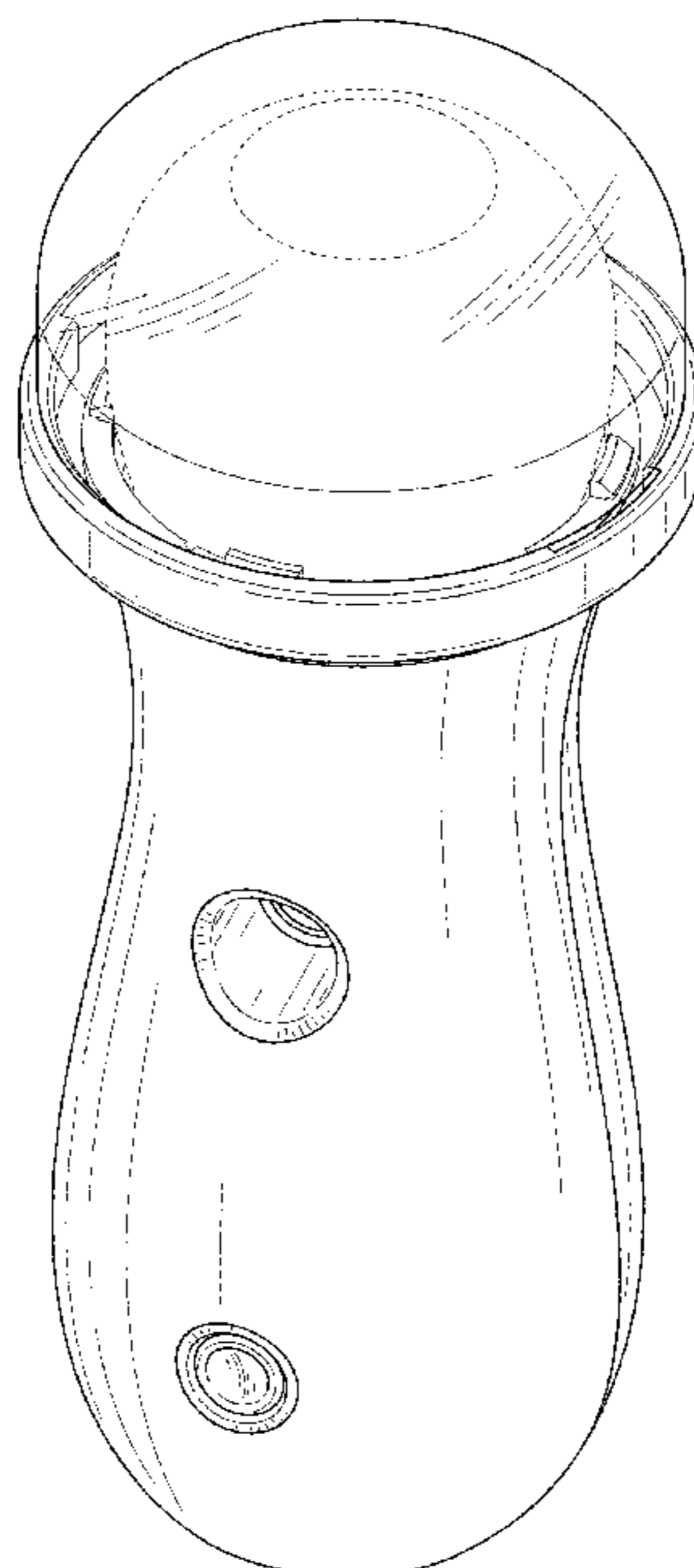




FIG. 1

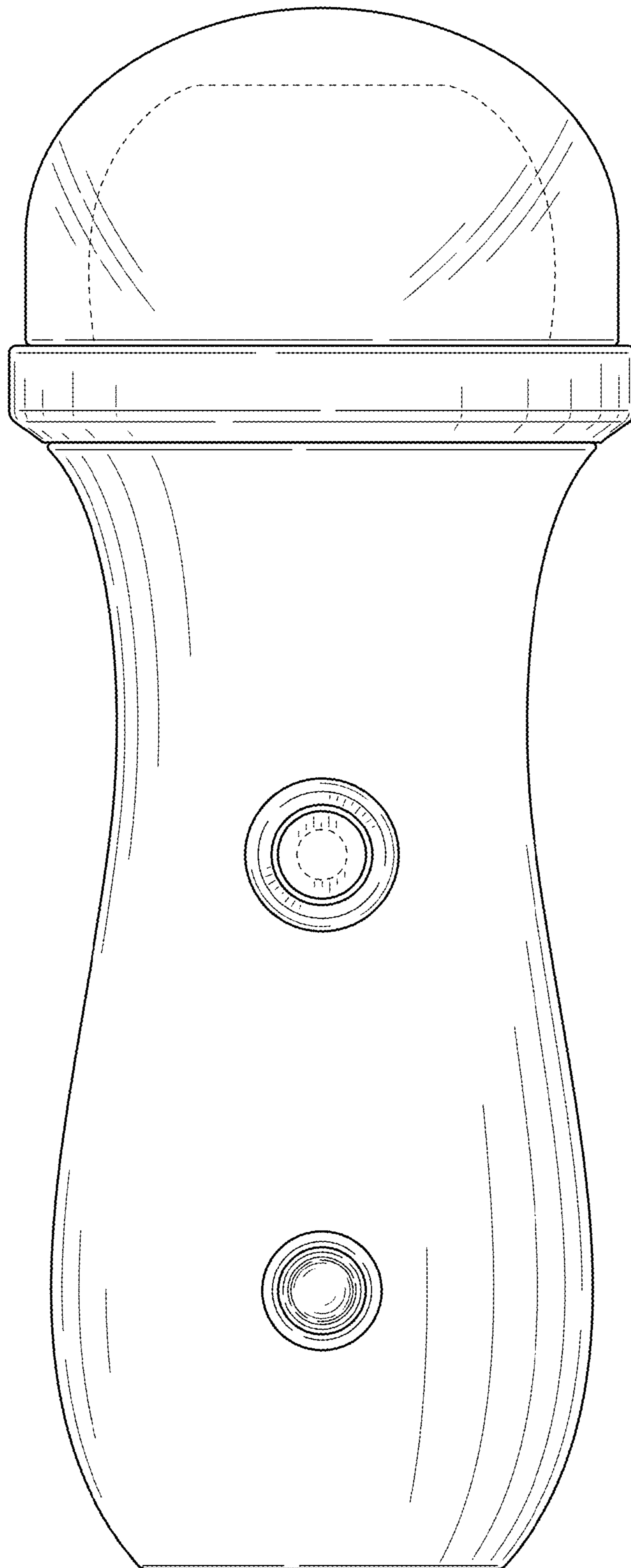


FIG. 2

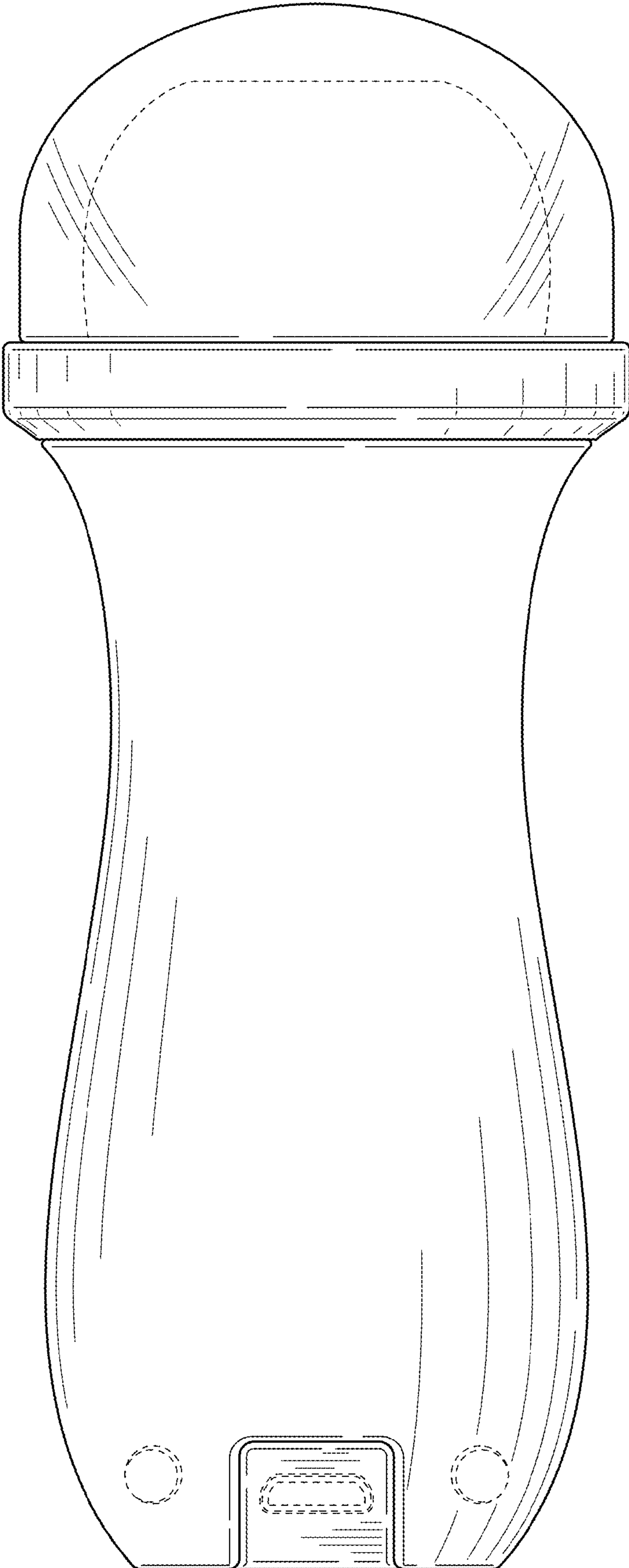


FIG. 3

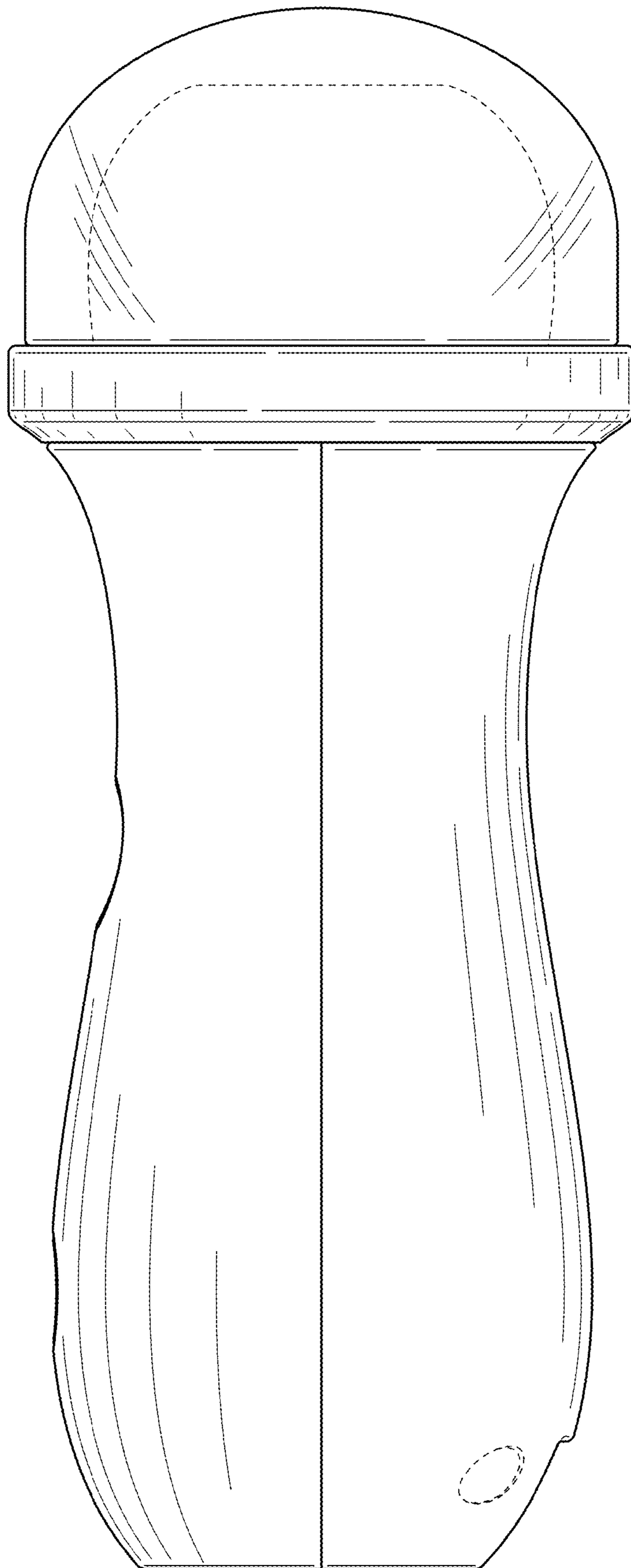


FIG. 4

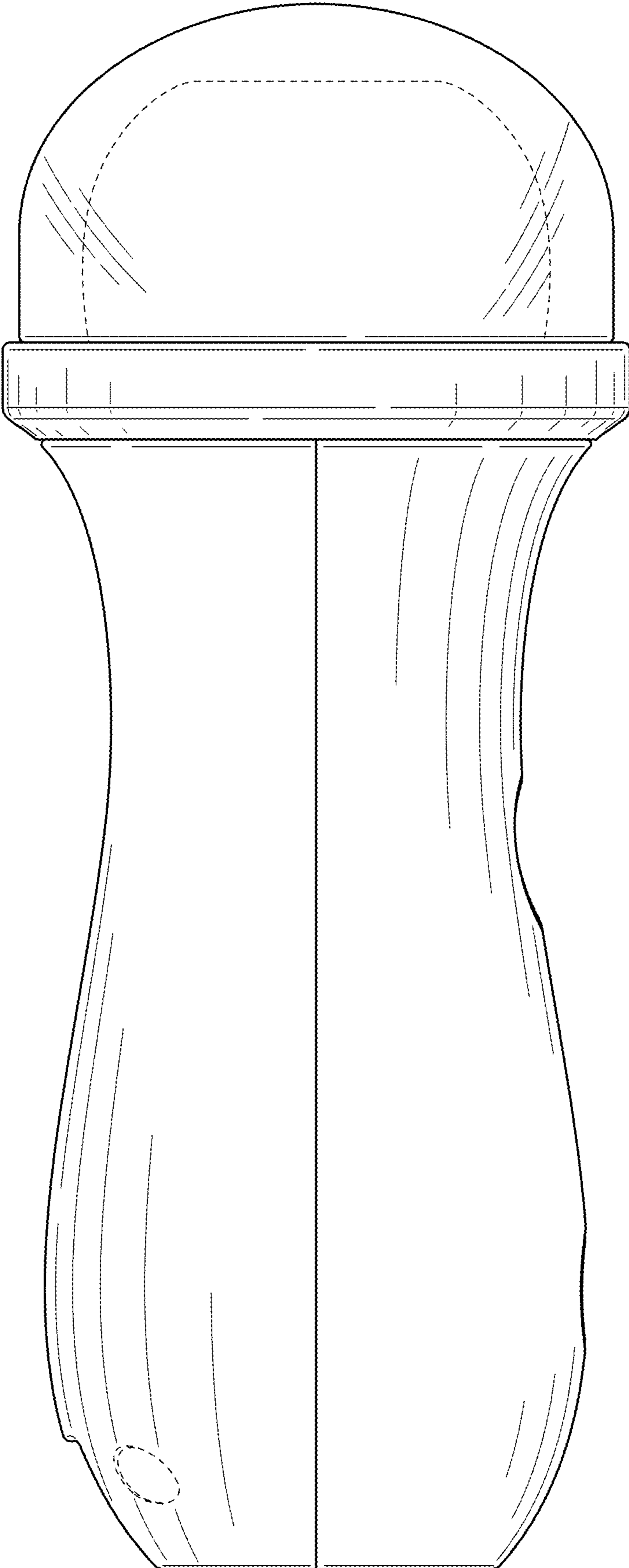


FIG. 5

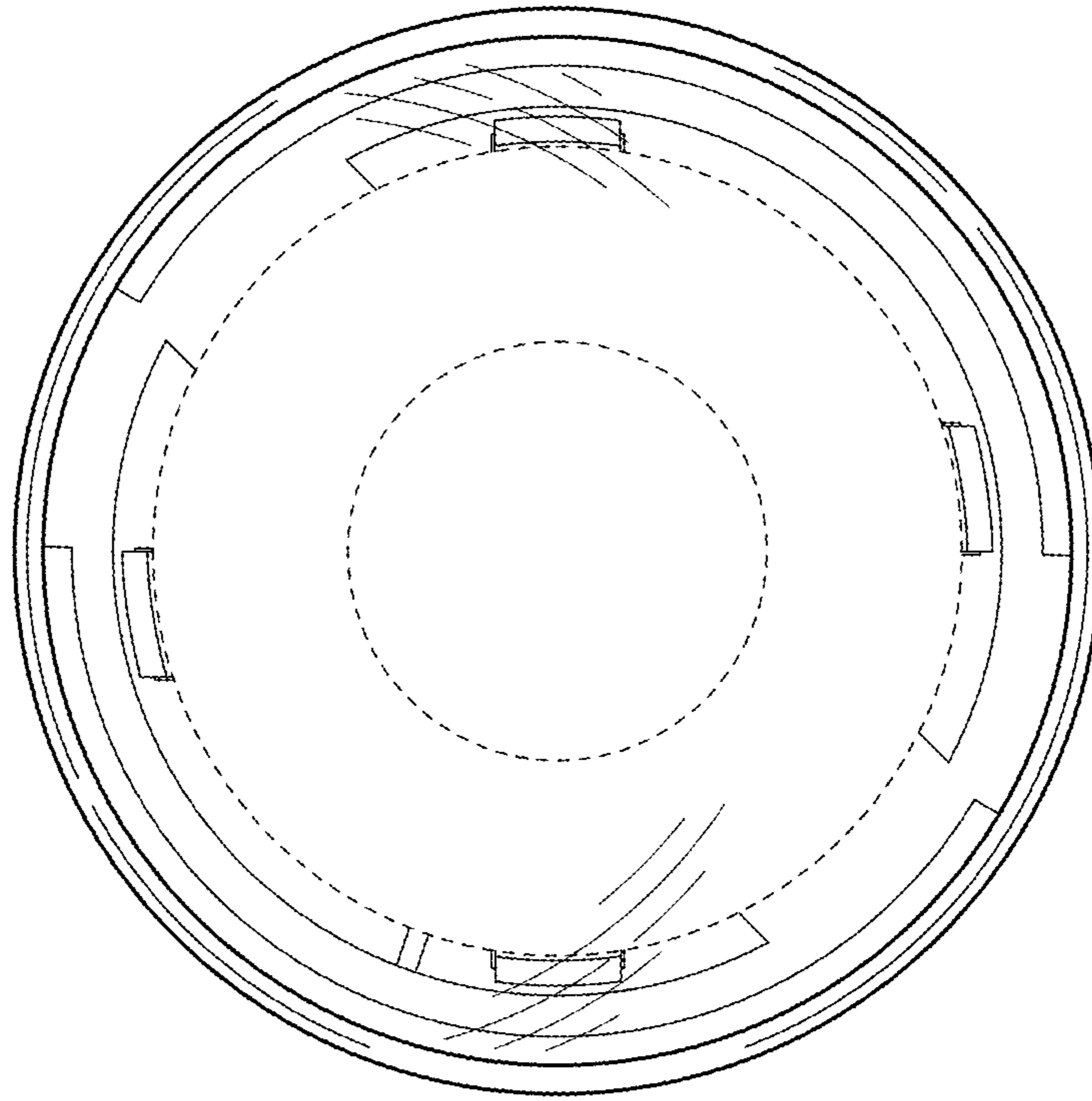


FIG. 6

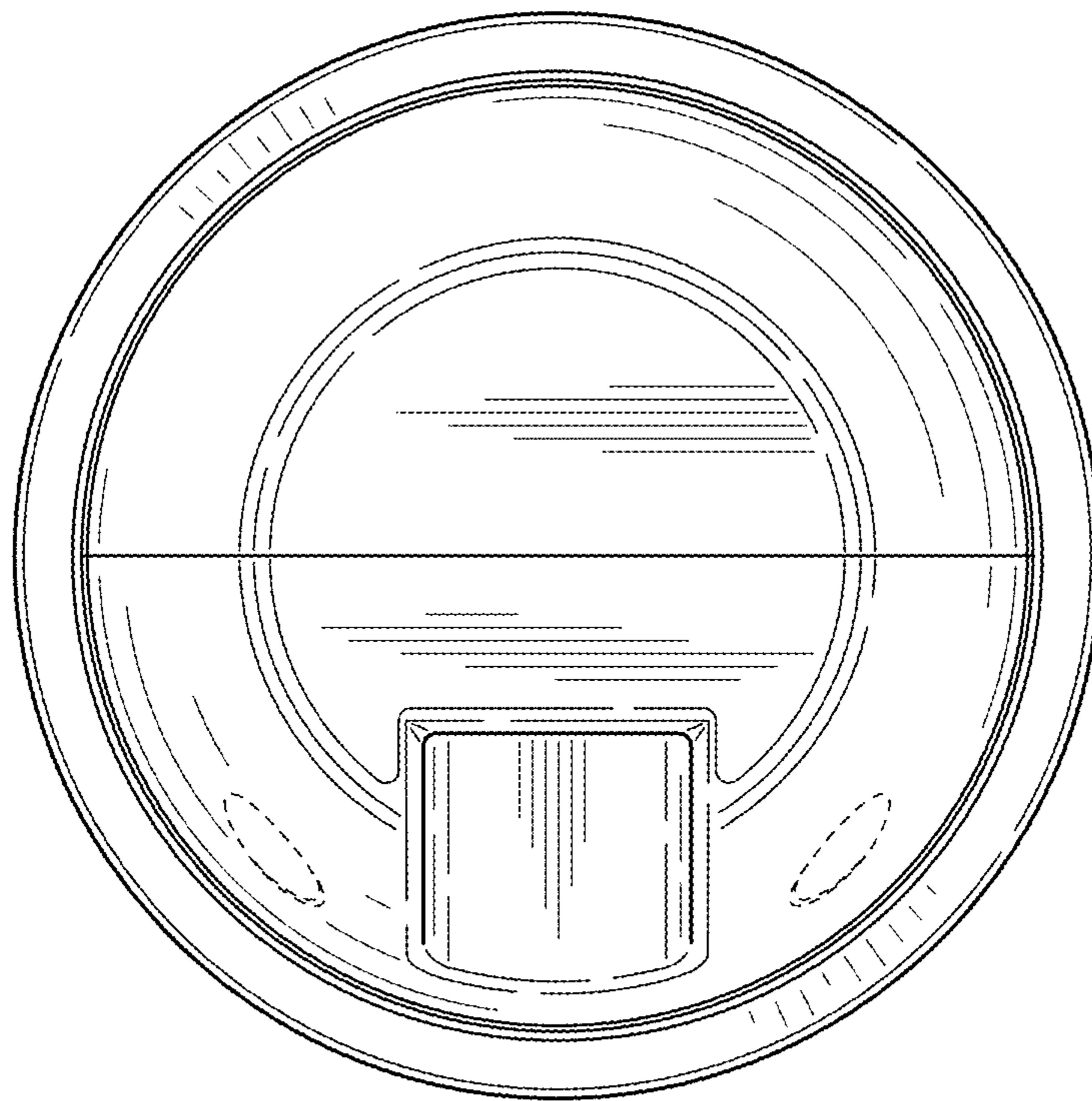


FIG. 7

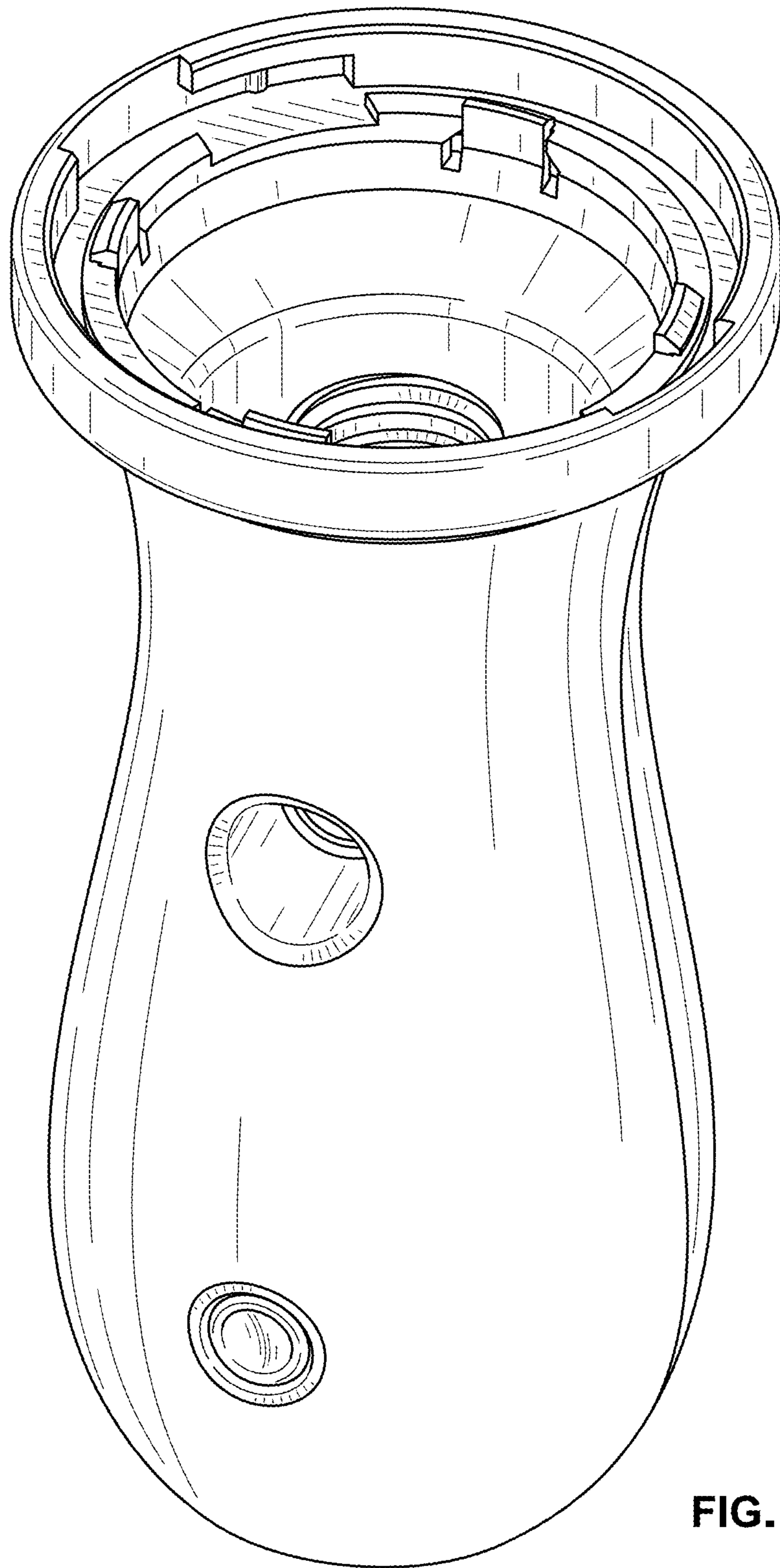


FIG. 8