



US00D919747S

(12) **United States Design Patent**
Lin et al.

(10) **Patent No.:** **US D919,747 S**
(45) **Date of Patent:** **** May 18, 2021**

(54) **SHOWER HEAD**

(71) Applicant: **FUJIAN XIHE SANITARY WARE TECHNOLOGY CO., LTD**, Fujian (CN)

(72) Inventors: **Xiaofa Lin**, Fujian (CN); **Xiaoshan Lin**, Fujian (CN); **Qiqiao Liu**, Fujian (CN); **Xiaoqing Deng**, Fujian (CN); **Qing Kang**, Fujian (CN)

(73) Assignee: **FUJIAN XIHE SANITARY WARE TECHNOLOGY CO., LTD**, Fujian (CN)

(**) Term: **15 Years**

(21) Appl. No.: **29/728,430**

(22) Filed: **Mar. 18, 2020**

(51) **LOC (13) Cl.** **23-01**

(52) **U.S. Cl.**
USPC **D23/223**

(58) **Field of Classification Search**

USPC D23/213, 214, 215, 223, 224, 226, 229
CPC A61H 9/0021; A61H 33/00; B05B 1/00;
B05B 1/14; B05B 1/185; B05B 1/08;
B05B 1/02; B05B 1/26; B05B 12/002;
B05B 1/18; B05B 9/01

See application file for complete search history.

(56) **References Cited**

U.S. PATENT DOCUMENTS

D466,185 S * 11/2002 Tse D23/223
D488,534 S * 4/2004 Lin D23/223

D680,619 S * 4/2013 Zhadanov D23/223
D681,776 S * 5/2013 Cutler D23/223
D889,603 S * 7/2020 Wu D23/223
D900,963 S * 11/2020 Wu D23/223

OTHER PUBLICATIONS

https://www.amazon.com/Delta-SureDock-Hand-Shower-Chrome/dp/B07X52LH4V/ref=sr_1_221?dchild=1&keywords=handheld%2Bshower&qid=1611866313&s=kitchen-bath&sr=1-221&th=1 (Year: 2019).*

[https://www.amazon.com/G-Promise-Detachable-Showerhead-Adjustable-%EF%BC%8CPolished/dp/B07MQQRYVZ/\(Year:2018\).](https://www.amazon.com/G-Promise-Detachable-Showerhead-Adjustable-%EF%BC%8CPolished/dp/B07MQQRYVZ/(Year:2018).)*

* cited by examiner

Primary Examiner — Jack Reickel

Assistant Examiner — Keith J Wilson

(74) *Attorney, Agent, or Firm* — Brooks Kushman P.C.

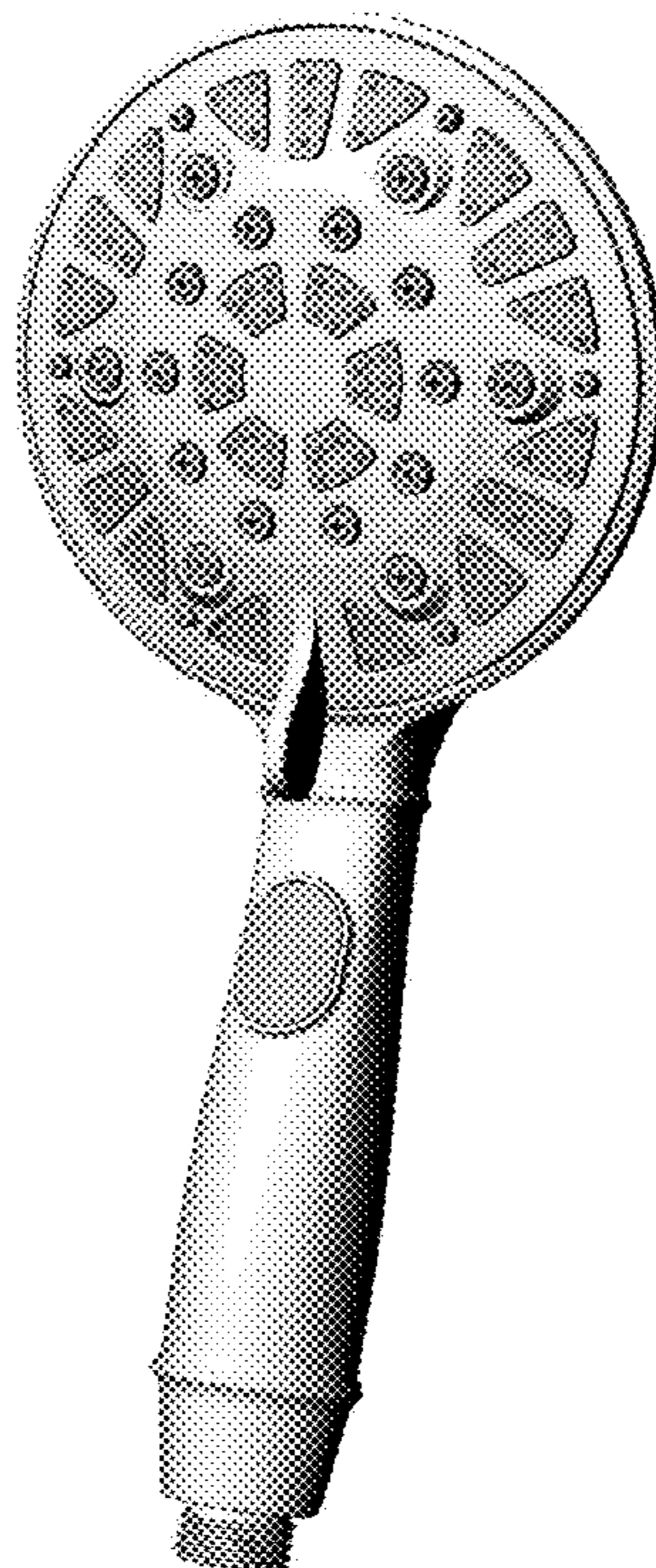
(57) **CLAIM**

The ornamental design for a shower head, as shown and described.

DESCRIPTION

FIG. 1 is a perspective view of a shower head showing a new design;
FIG. 2 is a front view thereof;
FIG. 3 is a rear view thereof;
FIG. 4 is a left view thereof;
FIG. 5 is a right view thereof;
FIG. 6 is a top view thereof; and,
FIG. 7 is a bottom view thereof.

1 Claim, 6 Drawing Sheets



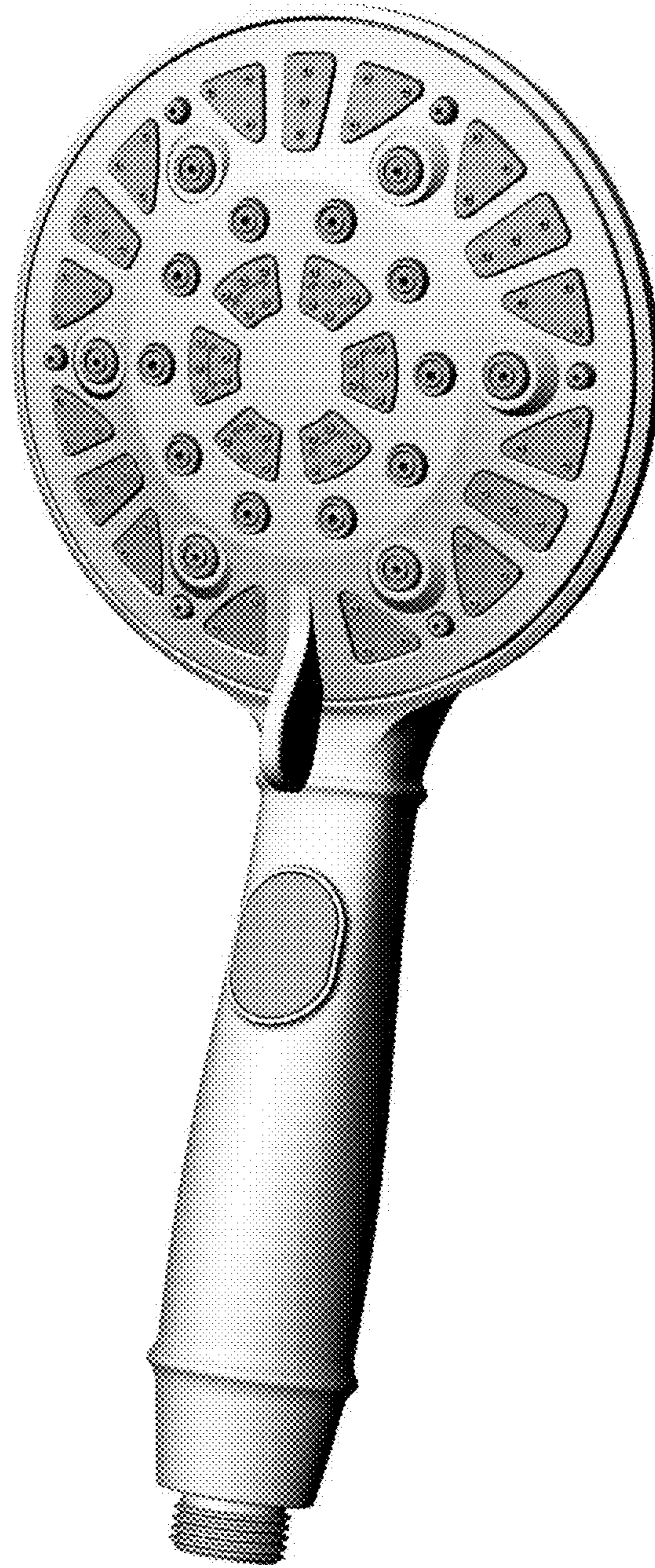


Fig. 1

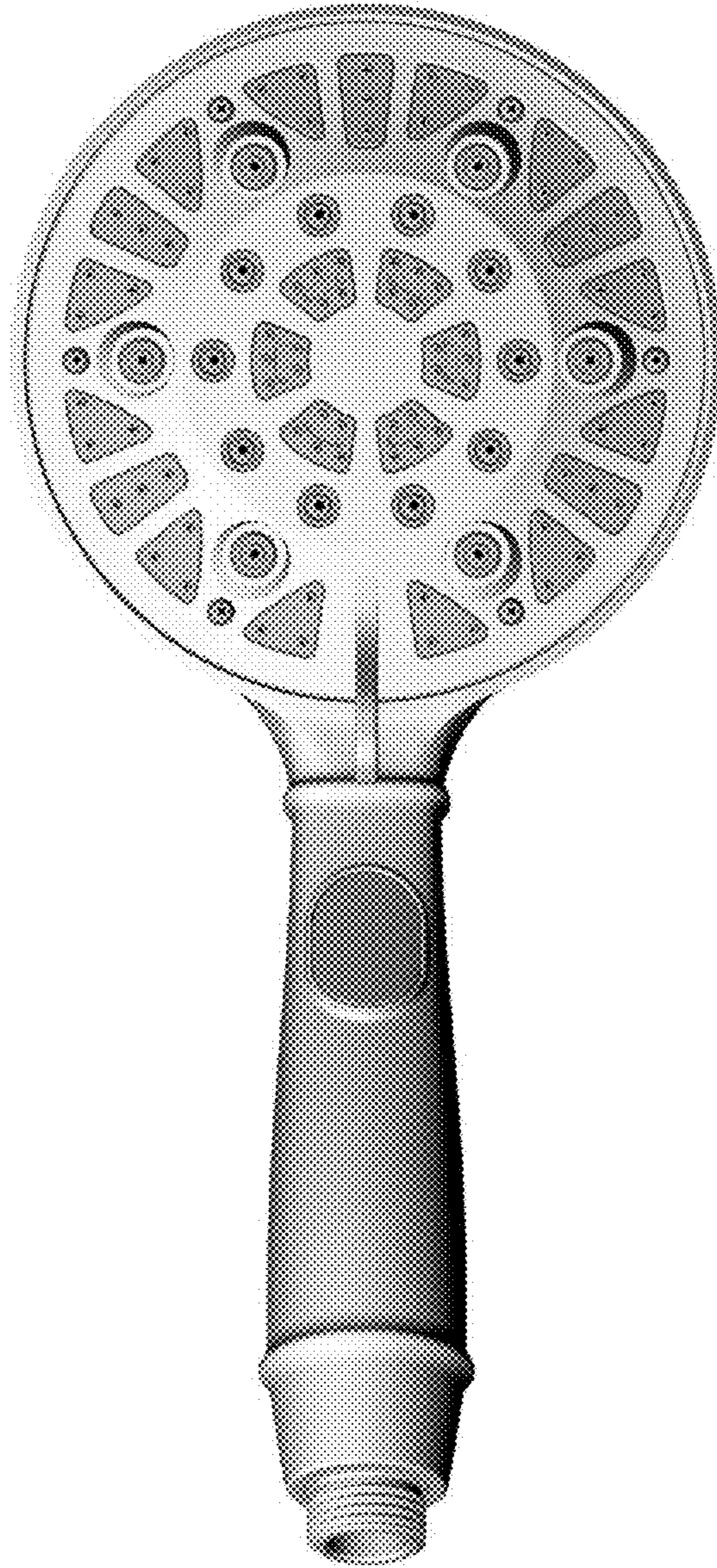


Fig. 2

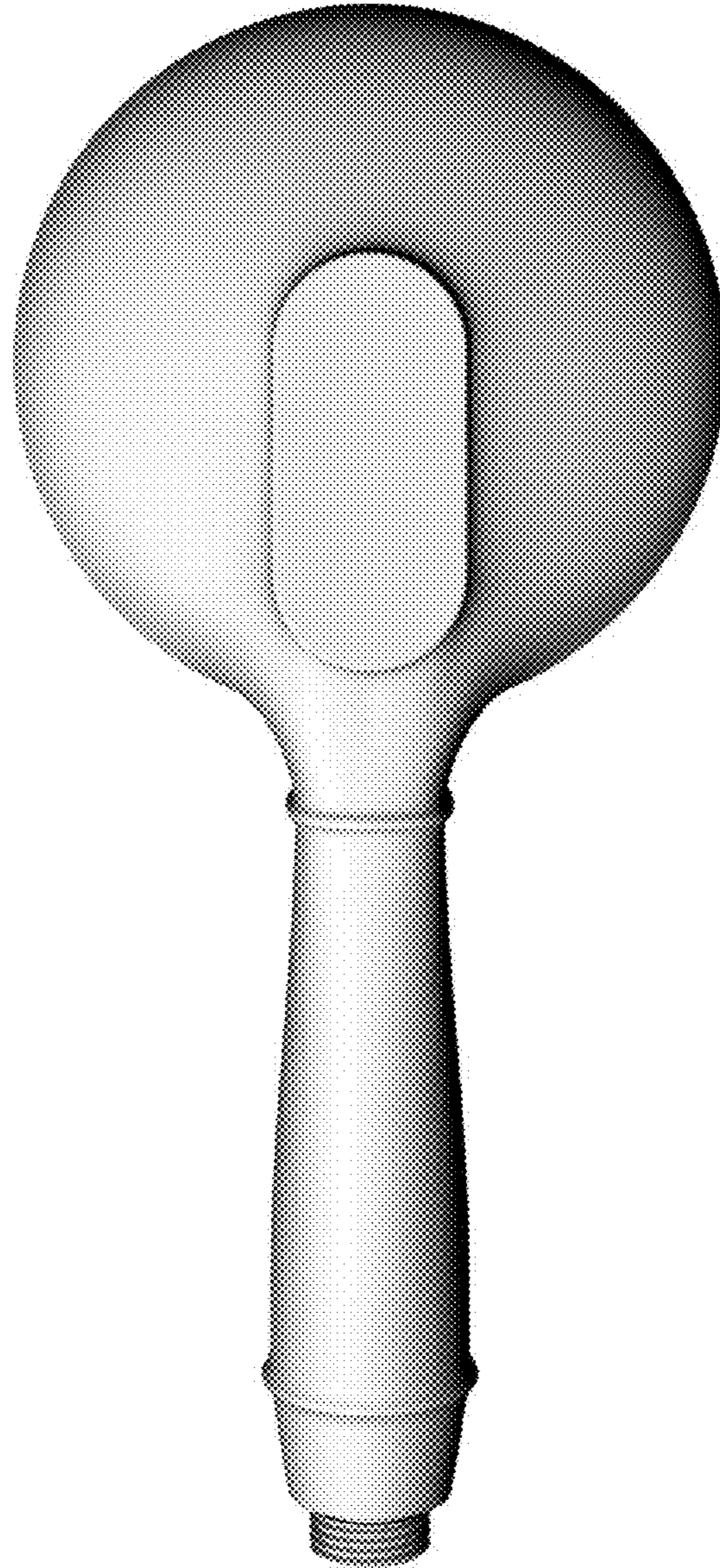


Fig. 3

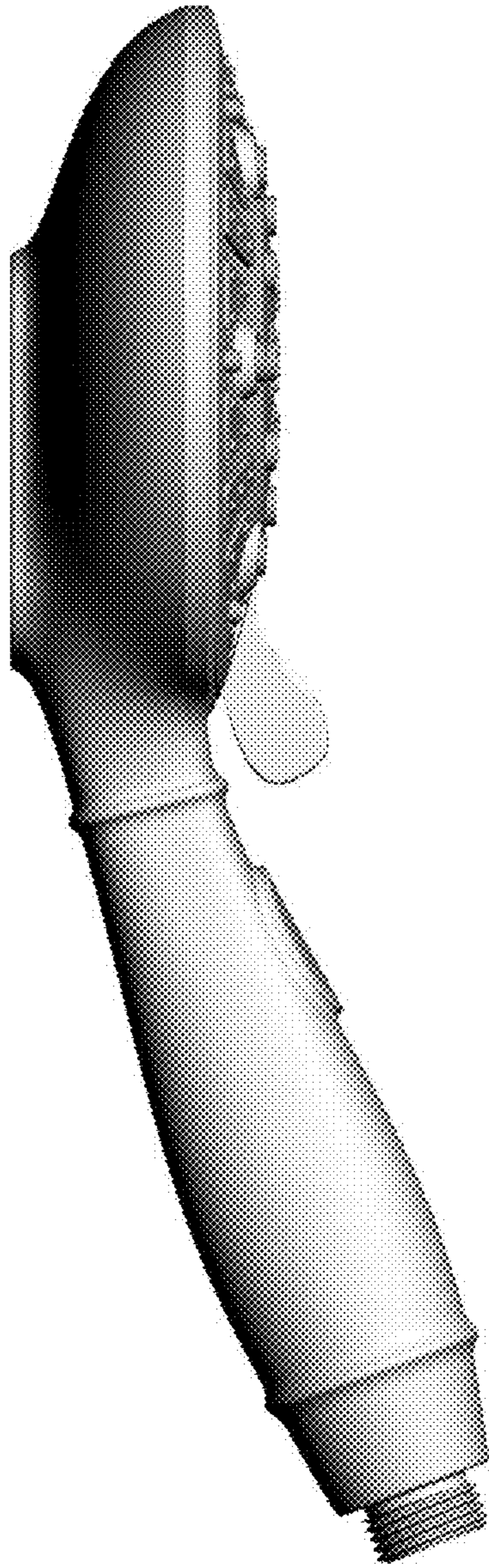


Fig. 4

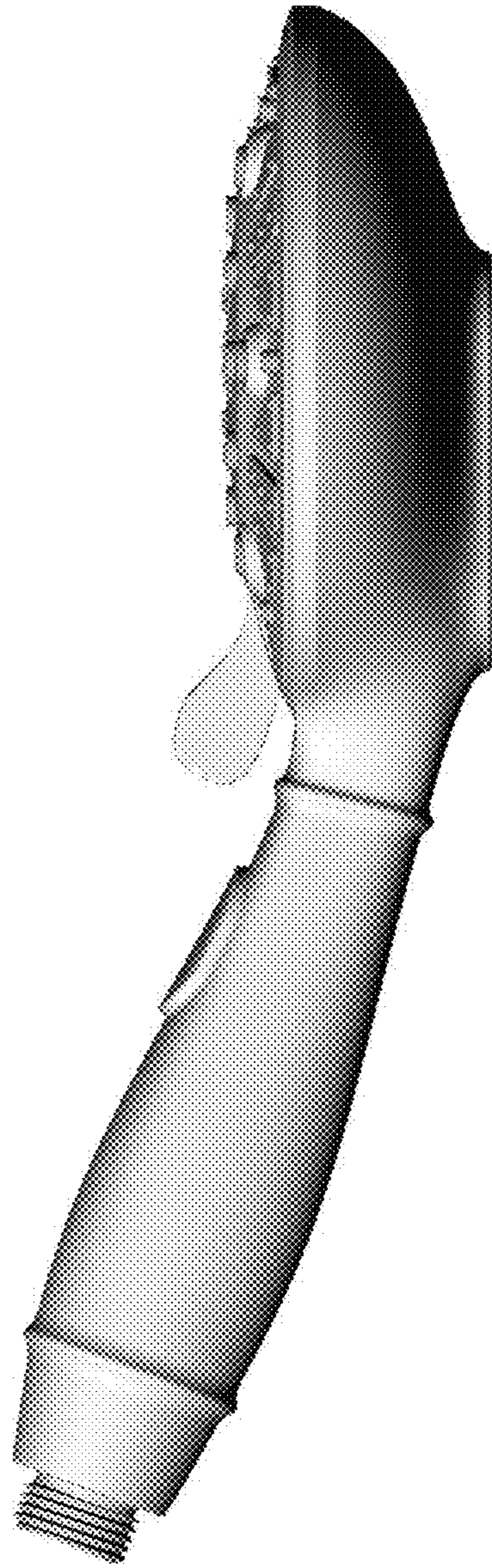


Fig. 5




Fig. 6




Fig. 7