



US00D919746S

(12) **United States Design Patent**
Lin et al.

(10) **Patent No.:** **US D919,746 S**
(45) **Date of Patent:** **** May 18, 2021**

(54) **SHOWER HEAD**

(71) Applicant: **FUJIAN XIHE SANITARY WARE TECHNOLOGY CO., LTD**, Fujian (CN)

(72) Inventors: **Xiaofa Lin**, Fujian (CN); **Xiaoshan Lin**, Fujian (CN); **Qiqiao Liu**, Fujian (CN); **Xiaoqing Deng**, Fujian (CN); **Qing Kang**, Fujian (CN)

(73) Assignee: **FUJIAN XIHE SANITARY WARE TECHNOLOGY CO., LTD**, Fujian (CN)

(**) Term: **15 Years**

(21) Appl. No.: **29/728,395**

(22) Filed: **Mar. 18, 2020**

(51) **LOC (13) Cl.** **23-01**

(52) **U.S. Cl.**
USPC **D23/223**

(58) **Field of Classification Search**
USPC D23/213, 214, 215, 223, 224, 226, 229
CPC A61H 9/0021; A61H 33/00; B05B 1/00;
B05B 1/14; B05B 1/185; B05B 1/08;
B05B 1/02; B05B 1/26; B05B 12/002;
B05B 1/18; B05B 9/01

See application file for complete search history.

(56) **References Cited**

U.S. PATENT DOCUMENTS

D410,996 S	6/1999	Ben-Tsur	
D430,267 S	8/2000	Milrud et al.	
D487,498 S	3/2004	Blomstrom	
D497,974 S	* 11/2004	Haug	D23/223
D500,121 S	12/2004	Blomstrom	
D500,839 S	1/2005	Blomstrom	
D507,820 S	7/2005	Blomstrom	
D509,282 S	9/2005	Blomstrom	

D511,810 S	11/2005	Hanna	
D536,420 S	2/2007	Paterson et al.	
D551,737 S	* 9/2007	Haug	D23/223
D555,769 S	11/2007	Lee	
D556,296 S	11/2007	Genord et al.	
D560,273 S	1/2008	Hanna	
D566,232 S	4/2008	Miedzius	
D610,231 S	* 2/2010	Wu	D23/223
D610,651 S	* 2/2010	Wu	D23/223
D617,873 S	6/2010	Lee	
D617,874 S	6/2010	Lee	
D619,680 S	7/2010	Lee	
D638,100 S	5/2011	Juan	
D654,983 S	* 2/2012	Schoenherr	D23/223
D662,180 S	6/2012	Cutler et al.	
D681,780 S	5/2013	Cutler et al.	

(Continued)

OTHER PUBLICATIONS

https://www.amazon.com/dp/B0831JM3PR/ref=sbl_dp_x_B00GG16L1E_0 (Year: 2019).*

(Continued)

Primary Examiner — Jack Reickel

Assistant Examiner — Keith J Wilson

(74) *Attorney, Agent, or Firm* — Brooks Kushman P.C.

(57) **CLAIM**

The ornamental design for a shower head, as shown and described.

DESCRIPTION

FIG. 1 is a perspective view of a shower head showing a new design;

FIG. 2 is a front view thereof;

FIG. 3 is a rear view thereof;

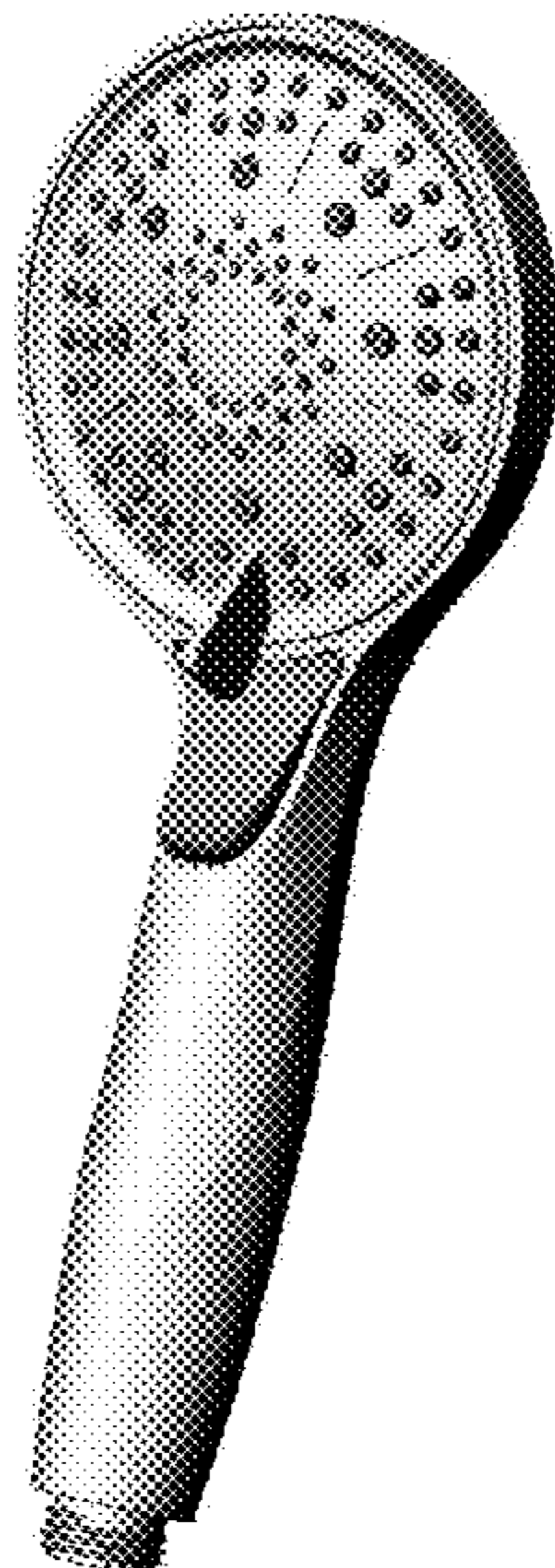
FIG. 4 is a left view thereof;

FIG. 5 is a right view thereof;

FIG. 6 is a top view thereof; and,

FIG. 7 is a bottom view thereof.

1 Claim, 6 Drawing Sheets



(56)

References Cited

U.S. PATENT DOCUMENTS

D707,330 S * 6/2014 Schoenherr D23/223
D718,418 S 11/2014 Georgeson et al.
D838,810 S 1/2019 Lai et al.
D841,125 S * 2/2019 Lai D23/223
D884,832 S * 5/2020 Komatsu D23/223
D889,602 S * 7/2020 Wu D23/223
D889,603 S * 7/2020 Wu D23/223
D901,633 S * 11/2020 Wang D23/223

OTHER PUBLICATIONS

https://www.amazon.com/dp/B07QB4LST5/ref=sbl_dpx_B00GG16L1E_0 (Year: 2019).*
“[Showermaxx]” [Jun. 13, 2015], [Site], Amazon.com [Feb. 13, 2021]: [URL] <https://www.amazon.com/ShowerMaxx-Adjustable-MAXX-imize-Restrictor-Showerhead/dp/> (Year: 2015).

* cited by examiner



Fig. 1



Fig. 2

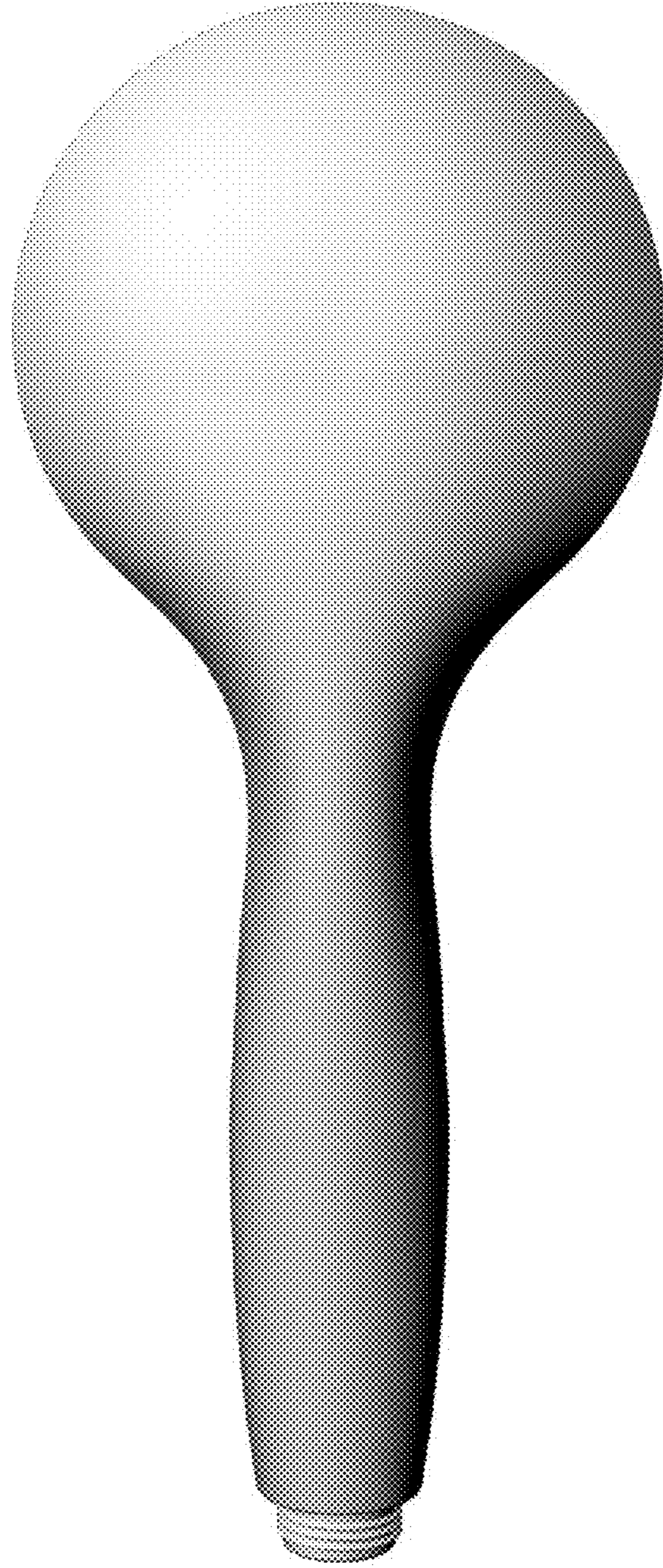


Fig. 3

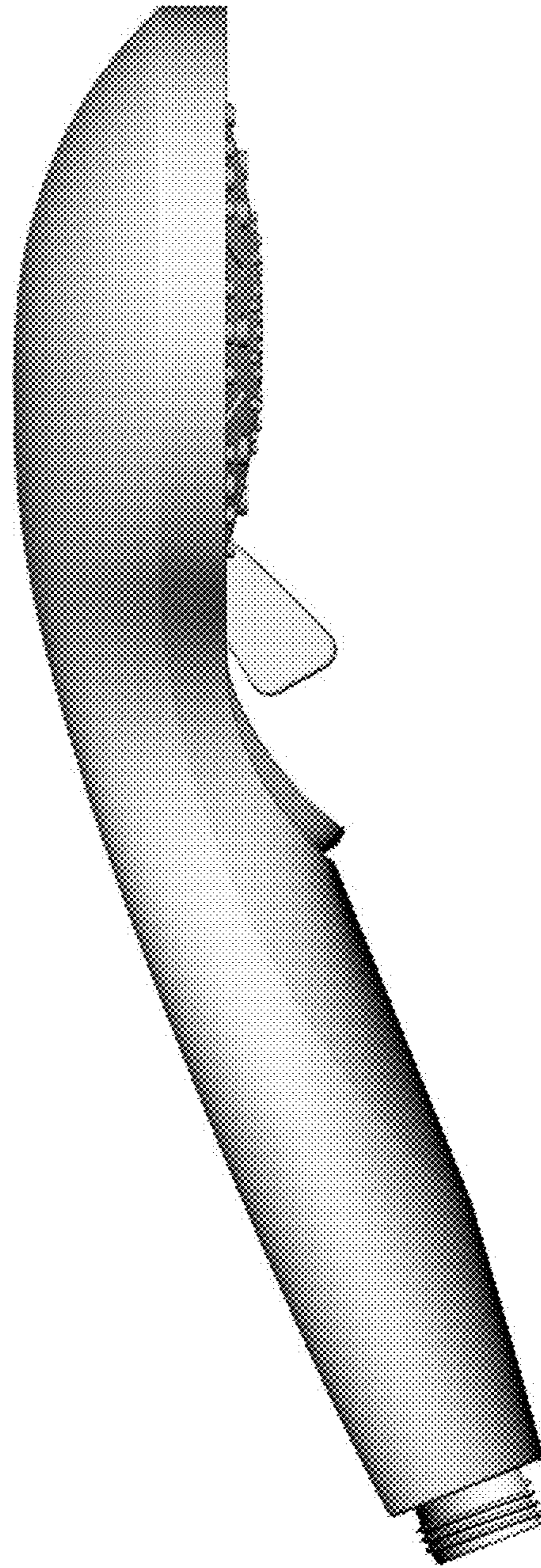


Fig. 4

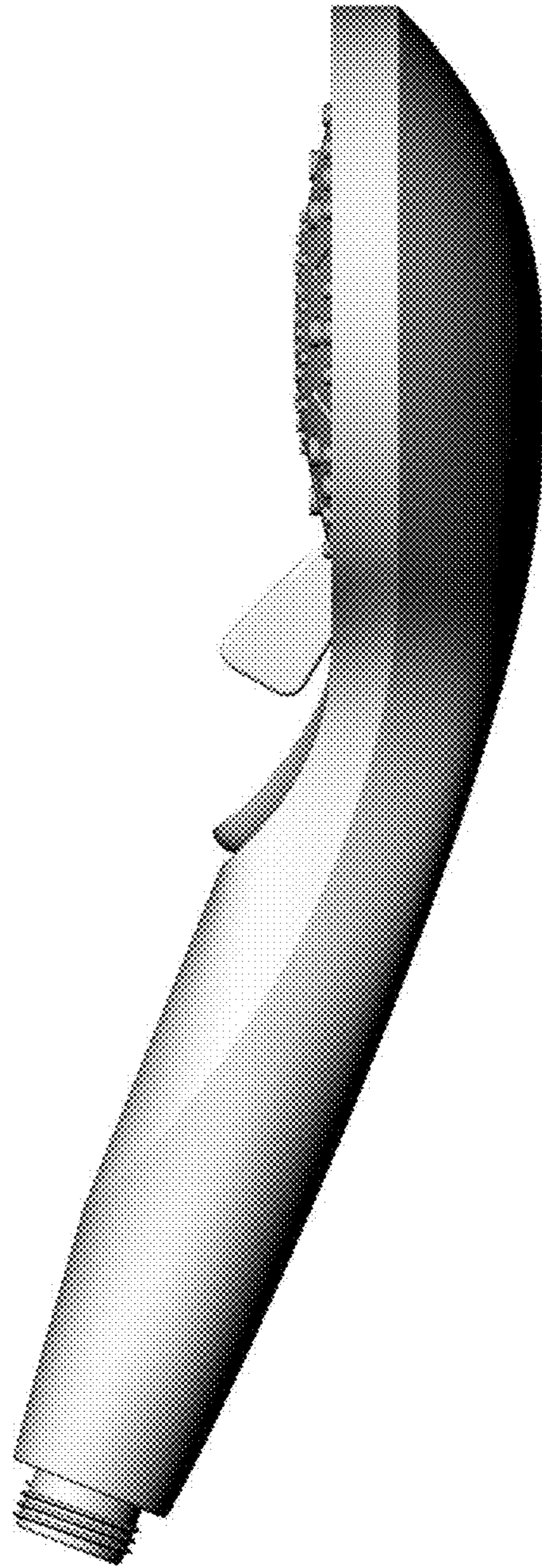


Fig. 5

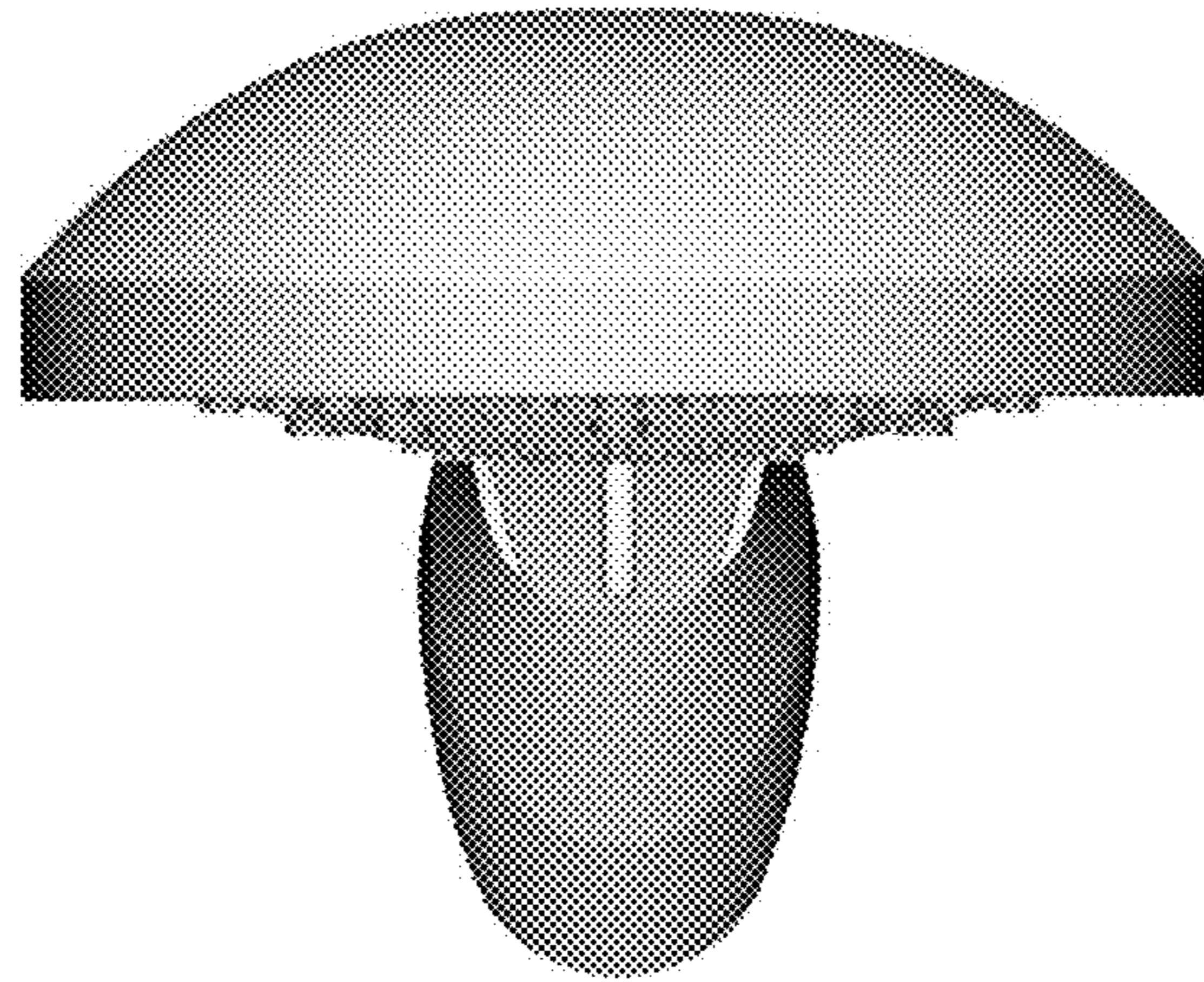


Fig. 6

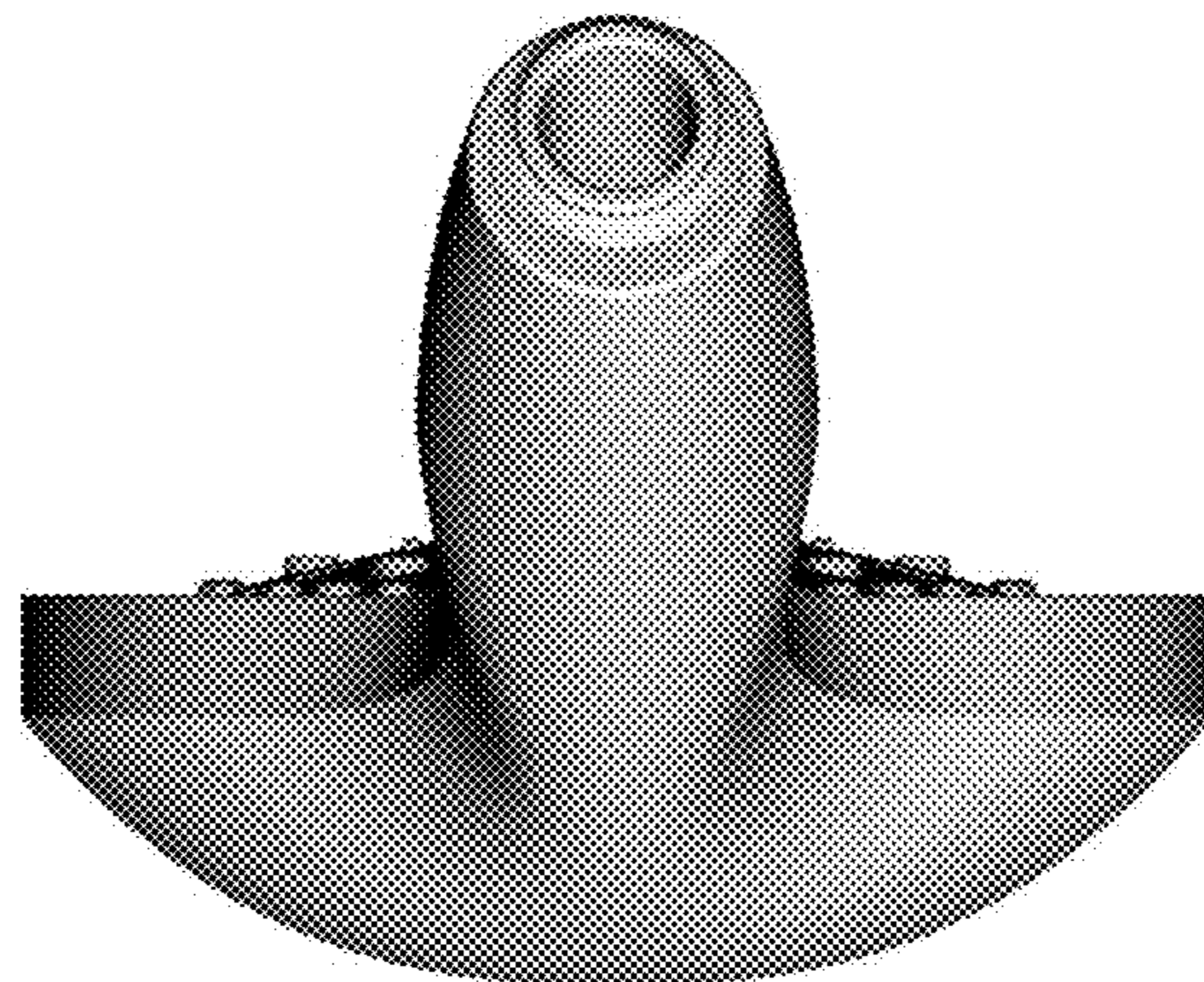


Fig. 7