



US00D919721S

(12) **United States Design Patent**
Shassian

(10) **Patent No.:** **US D919,721 S**

(45) **Date of Patent:** **** May 18, 2021**

(54) **LACROSSE GOALIE STICK HEAD**

(71) Applicant: **Richard Shassian**, Longwood, FL (US)

(72) Inventor: **Richard Shassian**, Longwood, FL (US)

(**) Term: **15 Years**

(21) Appl. No.: **29/694,549**

(22) Filed: **Jun. 11, 2019**

(51) **LOC (13) Cl.** **21-02**

(52) **U.S. Cl.**
USPC **D21/724**

(58) **Field of Classification Search**
USPC D21/722, 724

CPC A63B 59/20; A63B 65/122; A63B 65/125;
A63B 65/127; A63B 60/50; A63B 60/51;
A63B 60/52; A63B 60/00; A63B 60/46

See application file for complete search history.

(56) **References Cited**

U.S. PATENT DOCUMENTS

| | | | | |
|----------------|--------|------------|-------|-----------------------|
| D236,737 S * | 9/1975 | Brine | | D21/724 |
| D248,679 S * | 7/1978 | Rule | | D21/724 |
| D252,167 S * | 6/1979 | Ahlenfeld | | D21/724 |
| D263,249 S * | 3/1982 | Rule | | D21/724 |
| D265,845 S * | 8/1982 | Brine, Jr. | | D21/724 |
| D273,601 S * | 4/1984 | Lewis, Jr. | | D21/724 |
| D277,691 S * | 2/1985 | Rule | | D21/724 |
| 6,921,347 B1 * | 7/2005 | Morrow | | A63B 60/50 473/513 |
| 7,258,634 B2 * | 8/2007 | Morrow | | A63B 59/20 473/512 |
| 8,267,814 B1 * | 9/2012 | Kohler | | A63B 59/20 473/513 |

8,721,477 B2 * 5/2014 Chung A63B 59/20
473/513

8,727,915 B2 * 5/2014 Lignelli A63B 59/20
473/513

D733,232 S * 6/2015 Li D21/724

D753,248 S * 4/2016 Burns D21/724

D798,401 S * 9/2017 Kenneally D21/724

D884,805 S * 5/2020 Pan D21/724

D884,806 S * 5/2020 Pan D21/724

* cited by examiner

Primary Examiner — Mitchell I. Siegel

(74) *Attorney, Agent, or Firm* — R. William Graham

(57) **CLAIM**

The ornamental design for a lacrosse goalie stick head, as shown and described.

DESCRIPTION

FIG. 1 is a front perspective view of a lacrosse goalie stick head showing my new design;

FIG. 2 is a front end view of a lacrosse goalie stick head showing my new design;

FIG. 3 is a back end view of a lacrosse goalie stick head showing my new design;

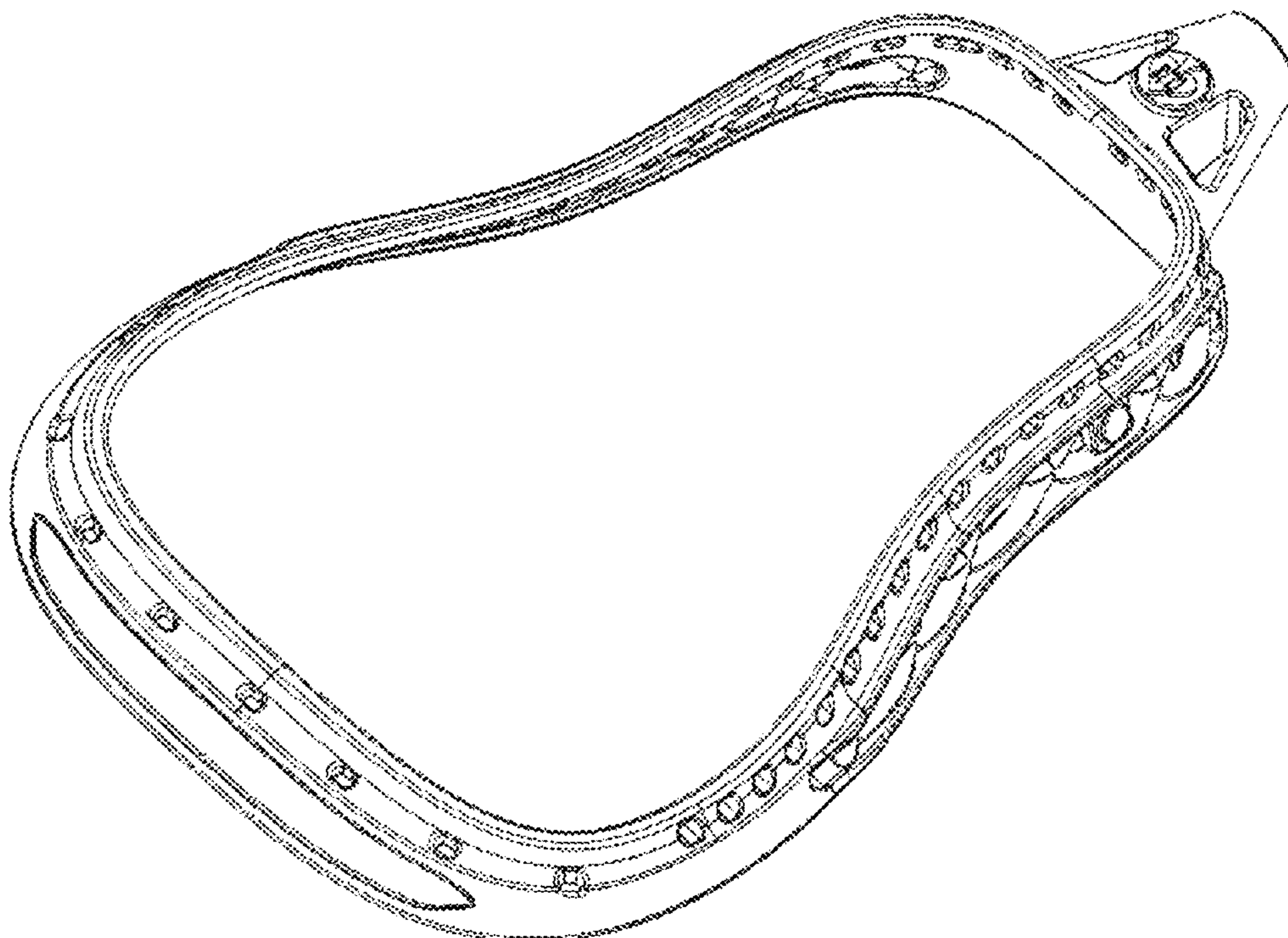
FIG. 4 is a left side end view of a lacrosse goalie stick head showing my new design;

FIG. 5 is a right side view of a lacrosse goalie stick head showing my new design;

FIG. 6 is a top view of a lacrosse goalie stick head showing my new design; and,

FIG. 7 is a bottom view of a lacrosse goalie stick head showing my new design.

1 Claim, 7 Drawing Sheets



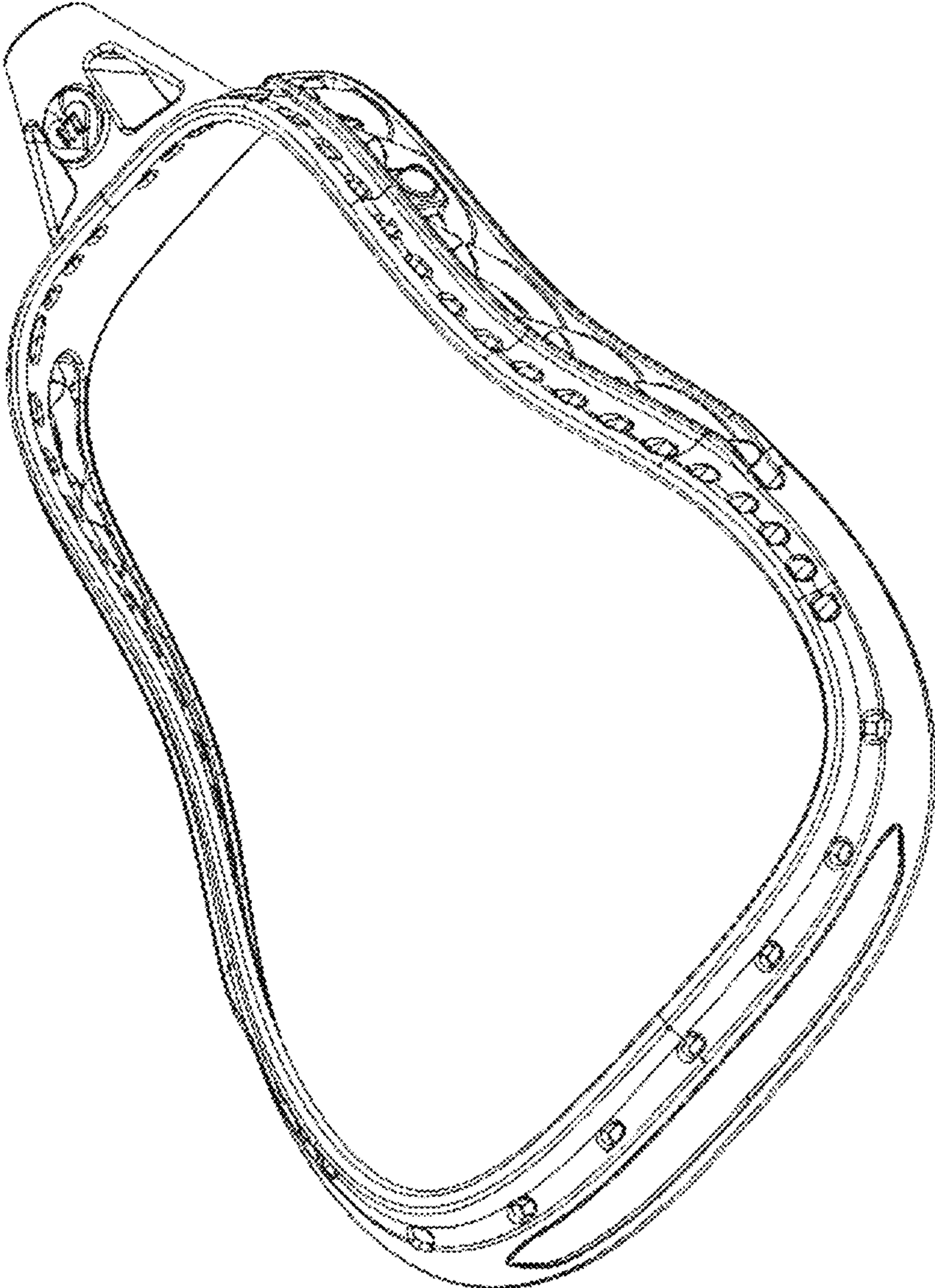
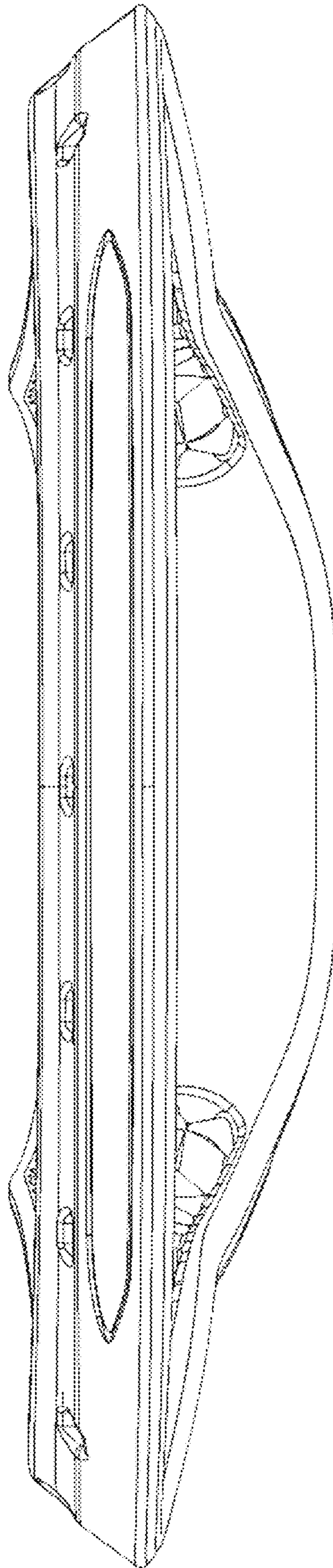


FIG. 1

FIG. 2



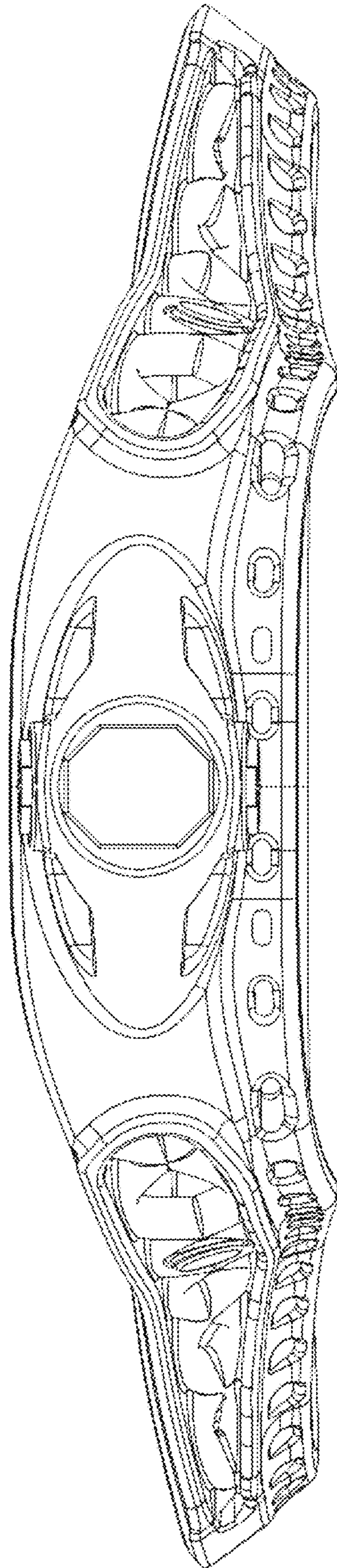


FIG. 3

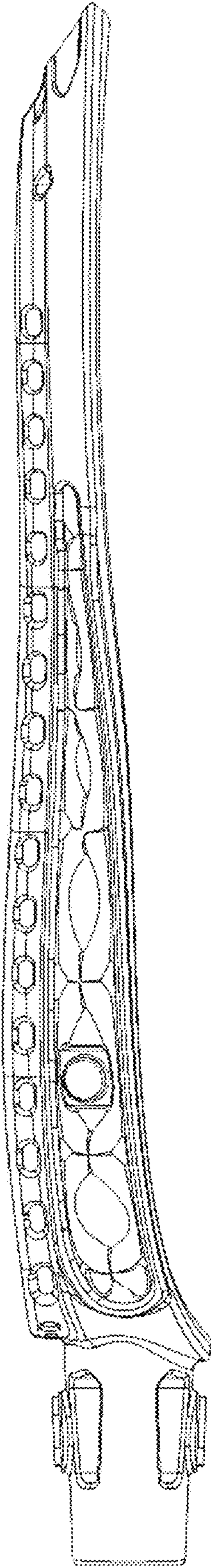


FIG. 4

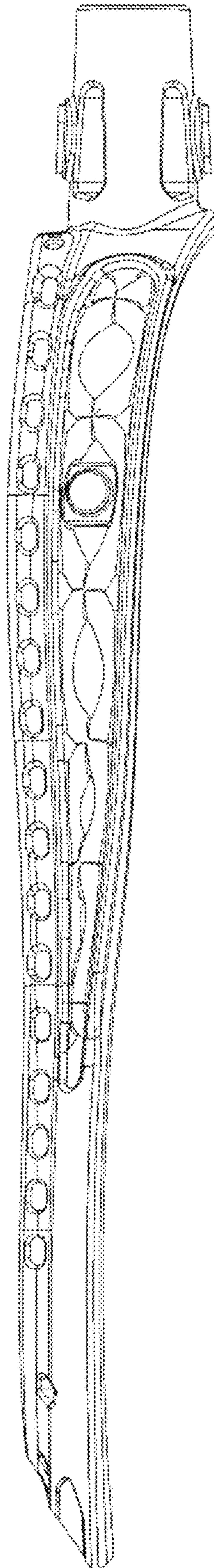


FIG. 5

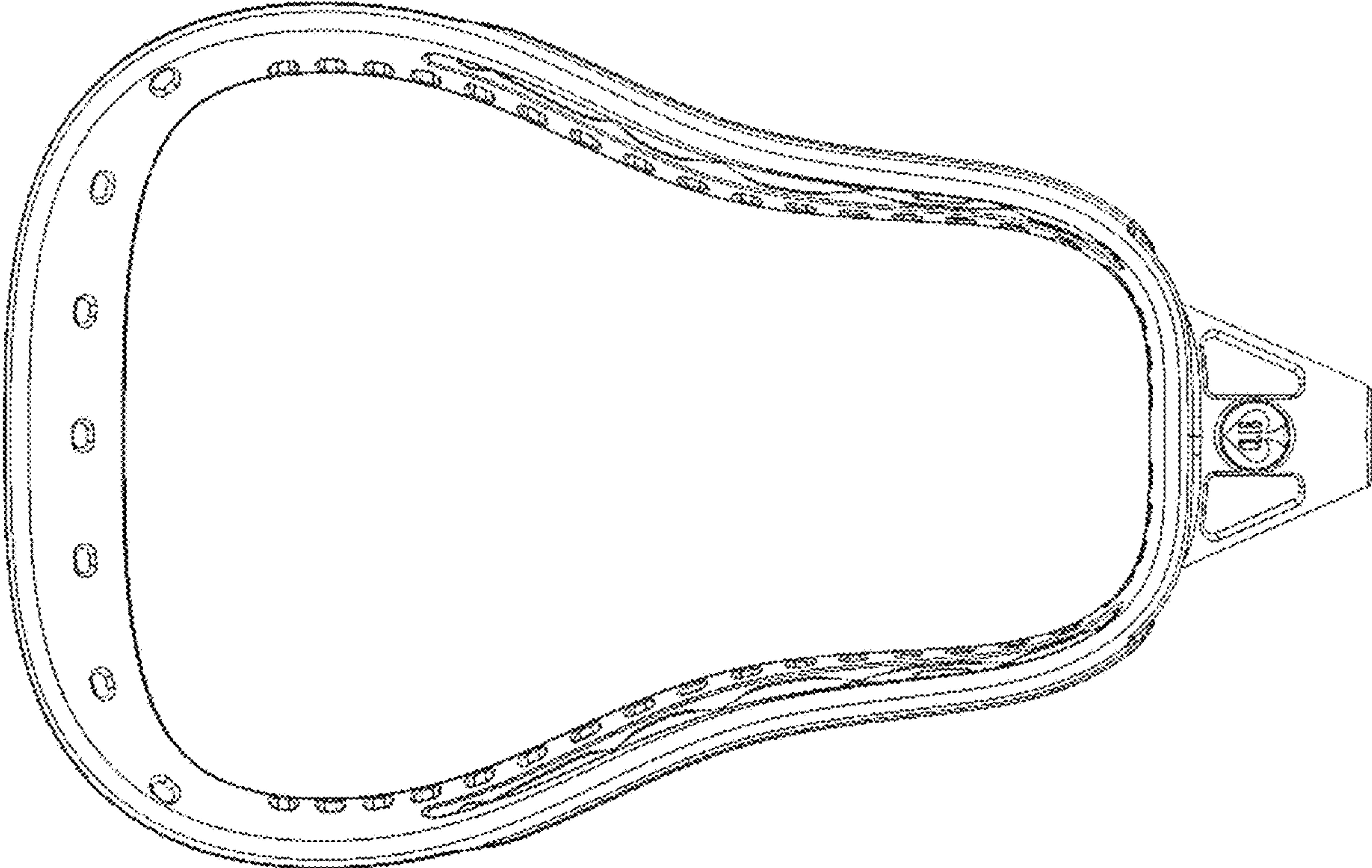


FIG. 8

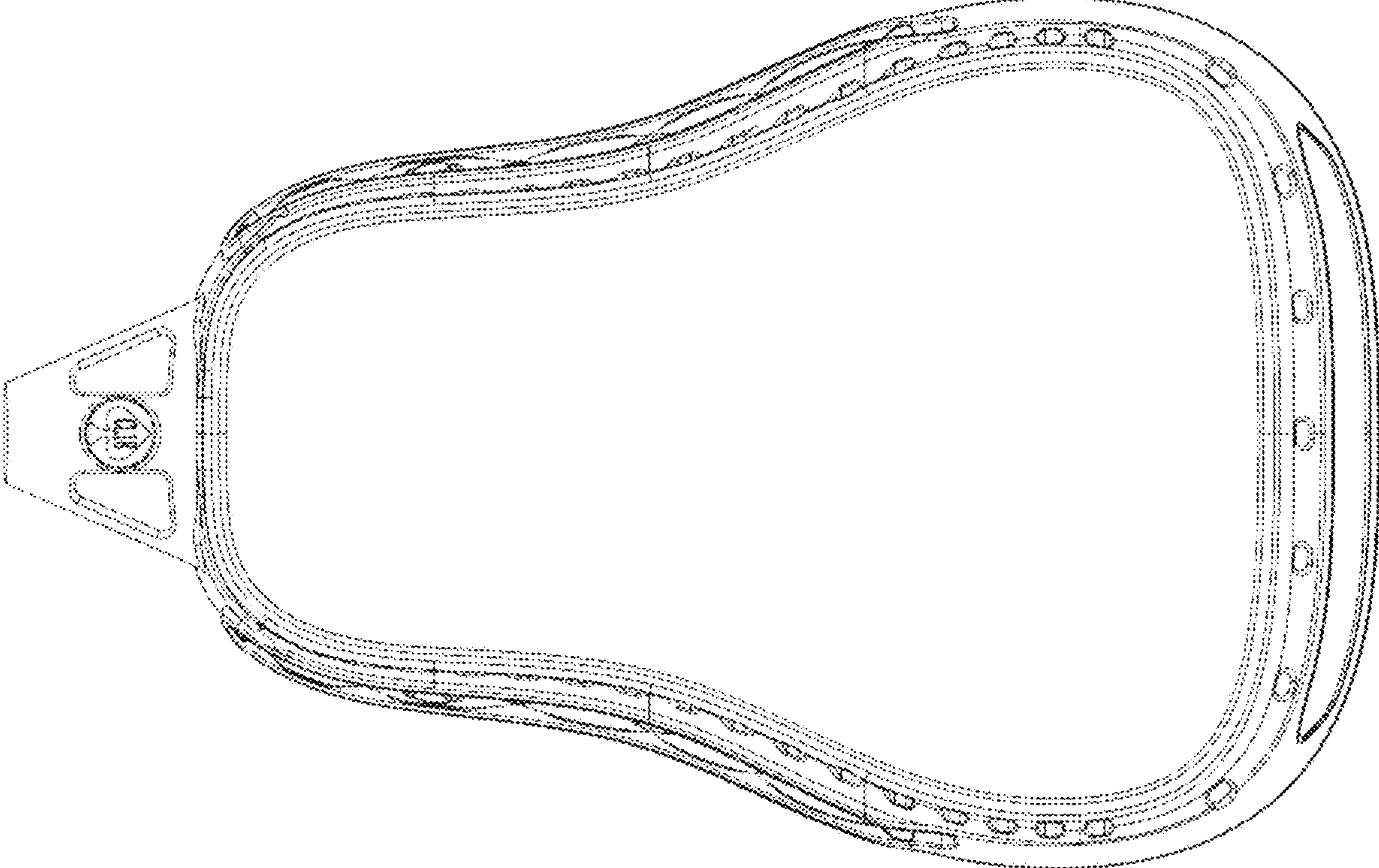


FIG. 7