



US00D919708S

(12) **United States Design Patent**
Bussey et al.

(10) **Patent No.:** **US D919,708 S**
(45) **Date of Patent:** **** May 18, 2021**

(54) **GAMING MACHINE LIGHT PANEL**

D728,297 S * 5/2015 Melzer D7/316
D739,591 S * 9/2015 Tran D26/85
D806,927 S * 1/2018 Rashid D26/76
D856,428 S * 8/2019 Hwang D20/10

(71) Applicant: **Everi Games, Inc.**, Austin, TX (US)

(72) Inventors: **Travis B. Bussey**, Austin, TX (US);
Ryan Greene, Austin, TX (US);
Lawrence J. Knipp, Austin, TX (US)

* cited by examiner

(73) Assignee: **Everi Games, Inc.**, Austin, TX (US)

Primary Examiner — Khawaja Anwar

Assistant Examiner — Julice Seung Eun Oum

(**) Term: **15 Years**

(74) *Attorney, Agent, or Firm* — The Culbertson Group,
P.C.; Russell D. Culbertson

(21) Appl. No.: **29/709,285**

(57) **CLAIM**

(22) Filed: **Oct. 13, 2019**

The ornamental design for a gaming machine light panel, as shown and described.

(51) **LOC (13) Cl.** **21-03**

DESCRIPTION

(52) **U.S. Cl.**

USPC **D21/369**

(58) **Field of Classification Search**

USPC D21/369, 370; D6/300, 301, 302, 308,
D6/332, 650, 650.1, 668, 670, 691.3,
D6/703.1, 705.1; D11/75

CPC . G06Q 50/06; H01L 27/3276; F21Y 2115/10;
G02F 1/133; G06F 3/0412

See application file for complete search history.

FIG. 1 is a perspective view from above of a gaming machine light panel showing the design installed between two gaming machines.

FIG. 2 is a perspective view from above of the gaming machine light panel shown in FIG. 1

FIG. 3 is a front view of the gaming machine light panel shown in FIG. 1.

FIG. 4 is a back view of the gaming machine light panel shown in FIG. 1.

FIG. 5 is a right side view of the gaming machine light panel shown in FIG. 1.

FIG. 6 is a left side view of the gaming machine light panel shown in FIG. 1.

FIG. 7 is a top view of the gaming machine light panel shown in FIG. 1; and,

FIG. 8 is a bottom view of the gaming machine panel shown in FIG. 1.

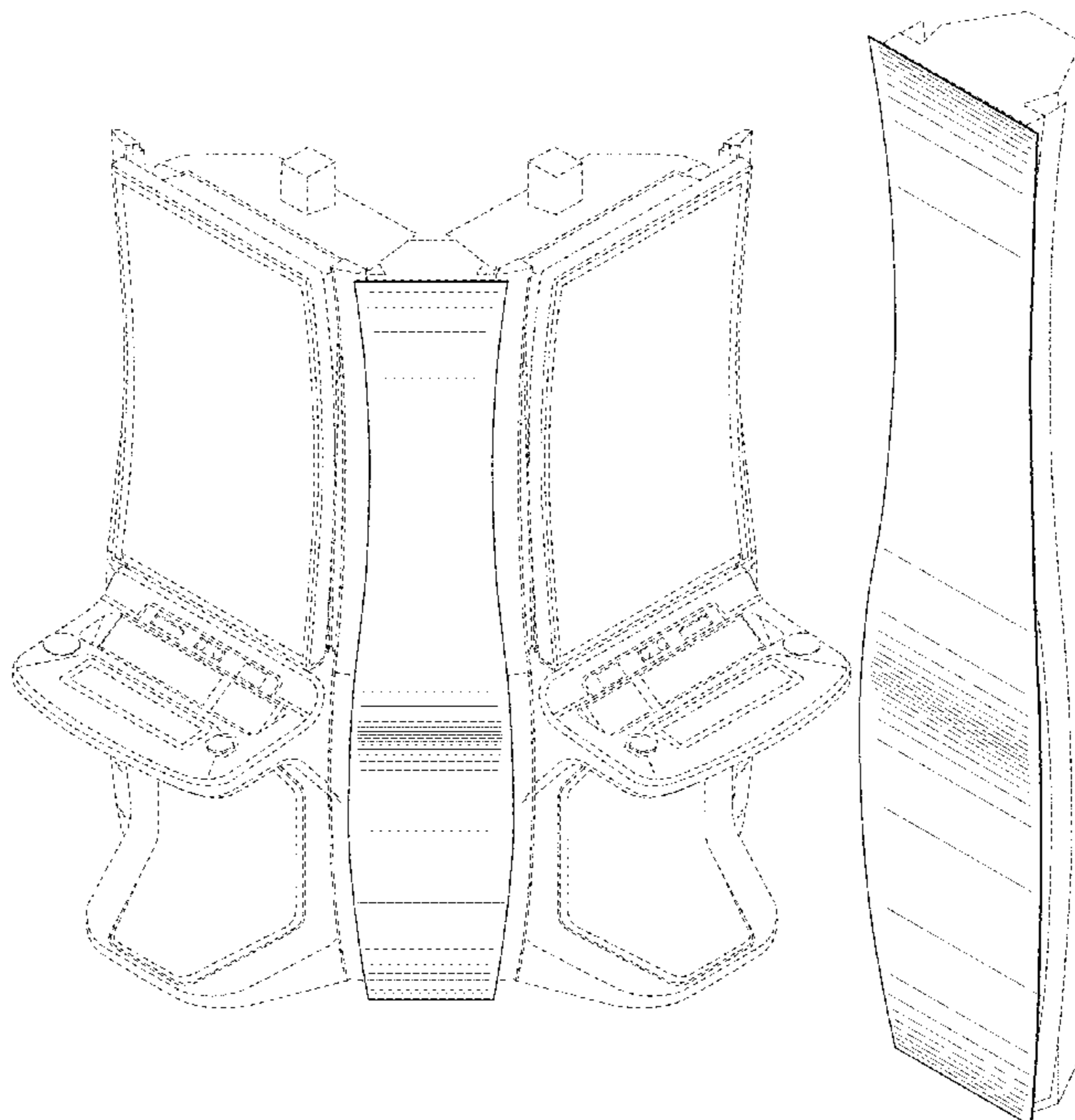
The broken lines shown in the drawings depict environmental structure and form no part of the claimed design.

(56) **References Cited**

U.S. PATENT DOCUMENTS

D460,630 S * 7/2002 Ritch D6/332
D461,586 S * 8/2002 Luchi D26/125
D533,064 S * 12/2006 Glynn D9/500
D593,365 S * 6/2009 Miller D7/510
D606,231 S * 12/2009 Sabernig D26/85
D608,935 S * 1/2010 Pedersen D26/85
D639,987 S * 6/2011 Federico D26/51
D697,248 S * 1/2014 Martin D26/85
D698,967 S * 2/2014 Rangesh D26/71
D706,411 S * 6/2014 Wang D23/413

1 Claim, 3 Drawing Sheets



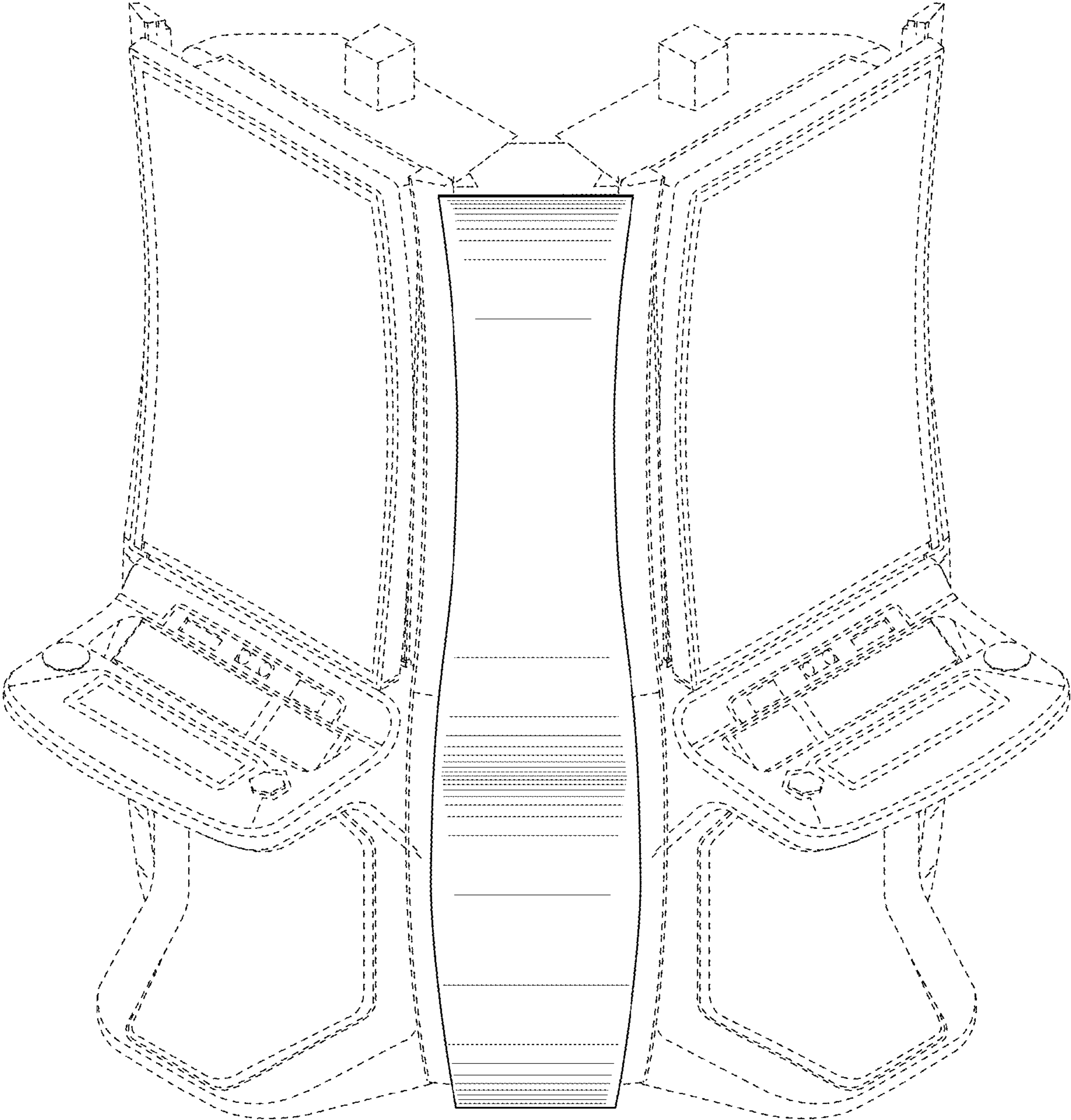


FIG. 1




FIG. 2

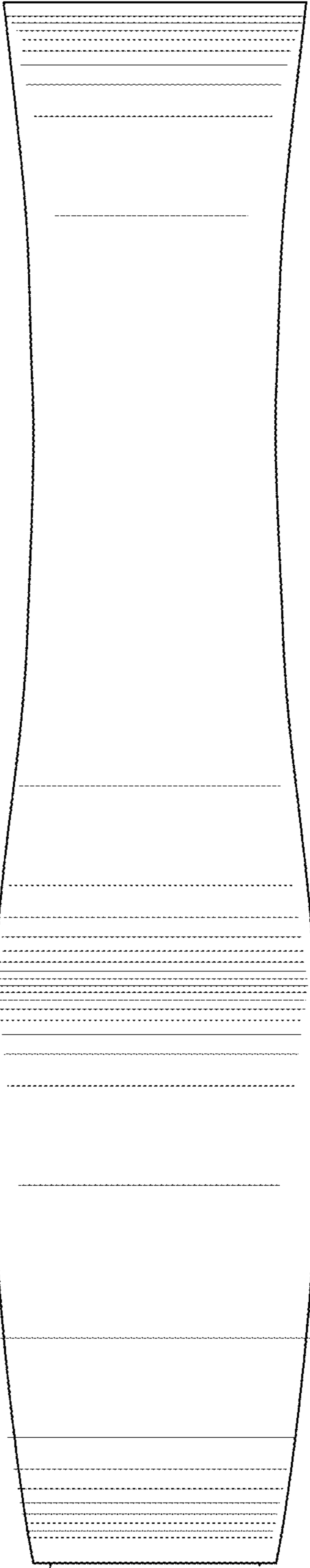


FIG. 3

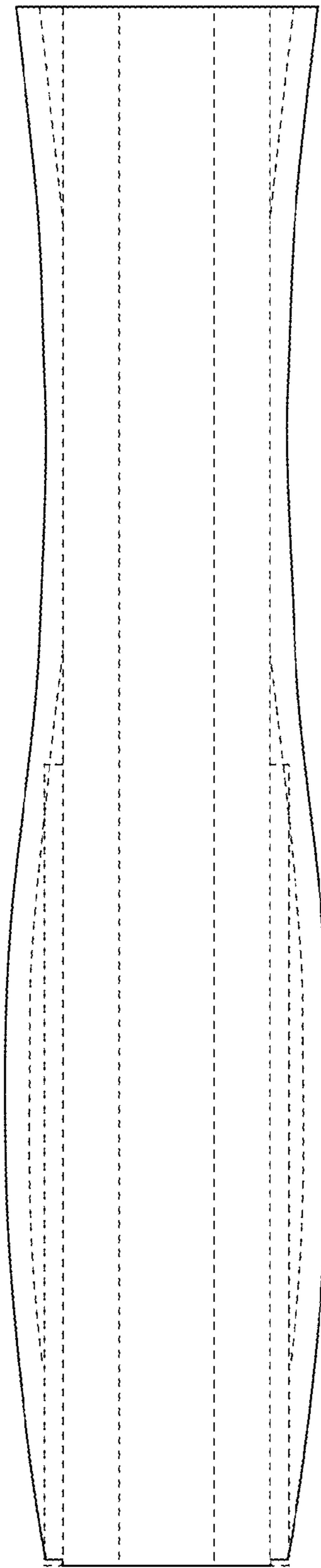


FIG. 4




FIG. 5




FIG. 6

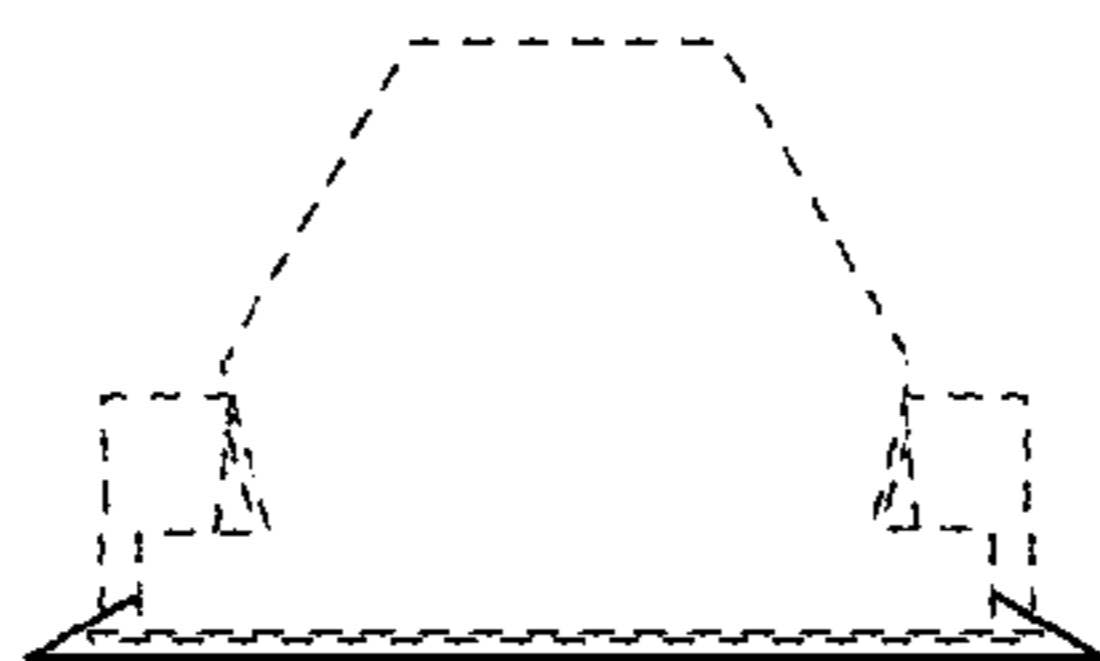


FIG. 7

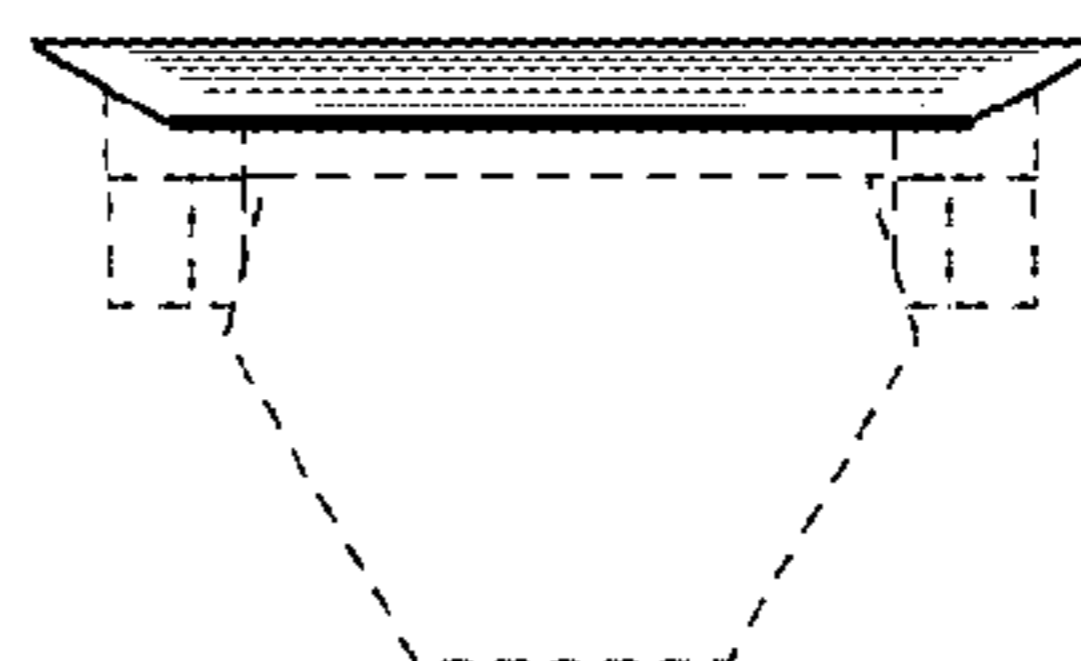


FIG. 8