



US00D919702S

(12) **United States Design Patent** (10) **Patent No.:** **US D919,702 S**  
**Yan** (45) **Date of Patent:** **\*\* May 18, 2021**

(54) **MESSAGE BOARD**

(71) Applicant: **Xinhu Yan**, Zhejiang (CN)

(72) Inventor: **Xinhu Yan**, Zhejiang (CN)

(73) Assignee: **Dongyang Dacai Handicraft Factory**, Zhejiang (CN)

(\*\*) Term: **15 Years**

(21) Appl. No.: **29/697,746**

(22) Filed: **Jul. 11, 2019**

(51) **LOC (13) Cl.** ..... **19-06**

(52) **U.S. Cl.**  
 USPC ..... **D19/113**

(58) **Field of Classification Search**  
 USPC ..... D19/88, 113, 114; D6/300–314;  
 D7/698; D20/21, 40, 42, 43; D9/629  
 CPC ..... A47G 1/065; A47G 1/0616; B43L 1/00;  
 B43L 1/002; B43L 1/008; B43L 1/04;  
 B43L 1/08; B43L 1/10; B43L 5/00; B44D  
 3/18; B44D 3/185; G09F 15/00; G09F  
 15/0056; G09F 15/0068  
 See application file for complete search history.

3,870,223 A \* 3/1975 Wyant ..... B65D 27/08  
 229/72

4,096,656 A \* 6/1978 Diceglie ..... G09F 13/04  
 40/564

D255,633 S \* 7/1980 Felton ..... D6/304

4,939,858 A \* 7/1990 Dailey ..... A47G 1/06  
 40/732

D363,045 S \* 10/1995 Phillips ..... D11/132

5,581,925 A \* 12/1996 Snoke ..... A47G 1/06  
 40/777

D390,010 S \* 2/1998 Fry ..... D6/302

D421,529 S \* 3/2000 Rowan ..... D6/301

D421,682 S \* 3/2000 Rowan ..... D6/301

D438,019 S \* 2/2001 Carlson ..... D6/302

D439,223 S \* 3/2001 Sheckler ..... D14/125

D445,262 S \* 7/2001 Rowan ..... D6/300

D446,277 S \* 8/2001 Tate ..... D21/794

D446,657 S \* 8/2001 Butler ..... D6/300

D488,932 S \* 4/2004 Forster ..... D6/300

D491,711 S \* 6/2004 Arbaugh, II ..... D1/112

6,928,762 B1 \* 8/2005 Fattahi ..... A47G 1/06  
 40/741

(Continued)

Primary Examiner — Elizabeth A. Albert

(57) **CLAIM**

The ornamental design for a message board, as shown and described.

**DESCRIPTION**

FIG. 1 is a perspective view of a message board showing my new design;

FIG. 2 is a front elevational view thereof;

FIG. 3 is a rear elevational view thereof;

FIG. 4 is a left side elevational view thereof;

FIG. 5 is a right side elevational view thereof;

FIG. 6 is a top plan view thereof;

FIG. 7 is a bottom plan view thereof; and,

FIG. 8 is a perspective view thereof.

The broken lines in the drawings depict portions of the message board that form no part of the claimed design.

**1 Claim, 8 Drawing Sheets**

(56) **References Cited**

U.S. PATENT DOCUMENTS

2,179,857 A \* 11/1939 Lowenthal ..... B42D 5/046  
 40/107

D155,972 S \* 11/1949 Craven ..... D9/629

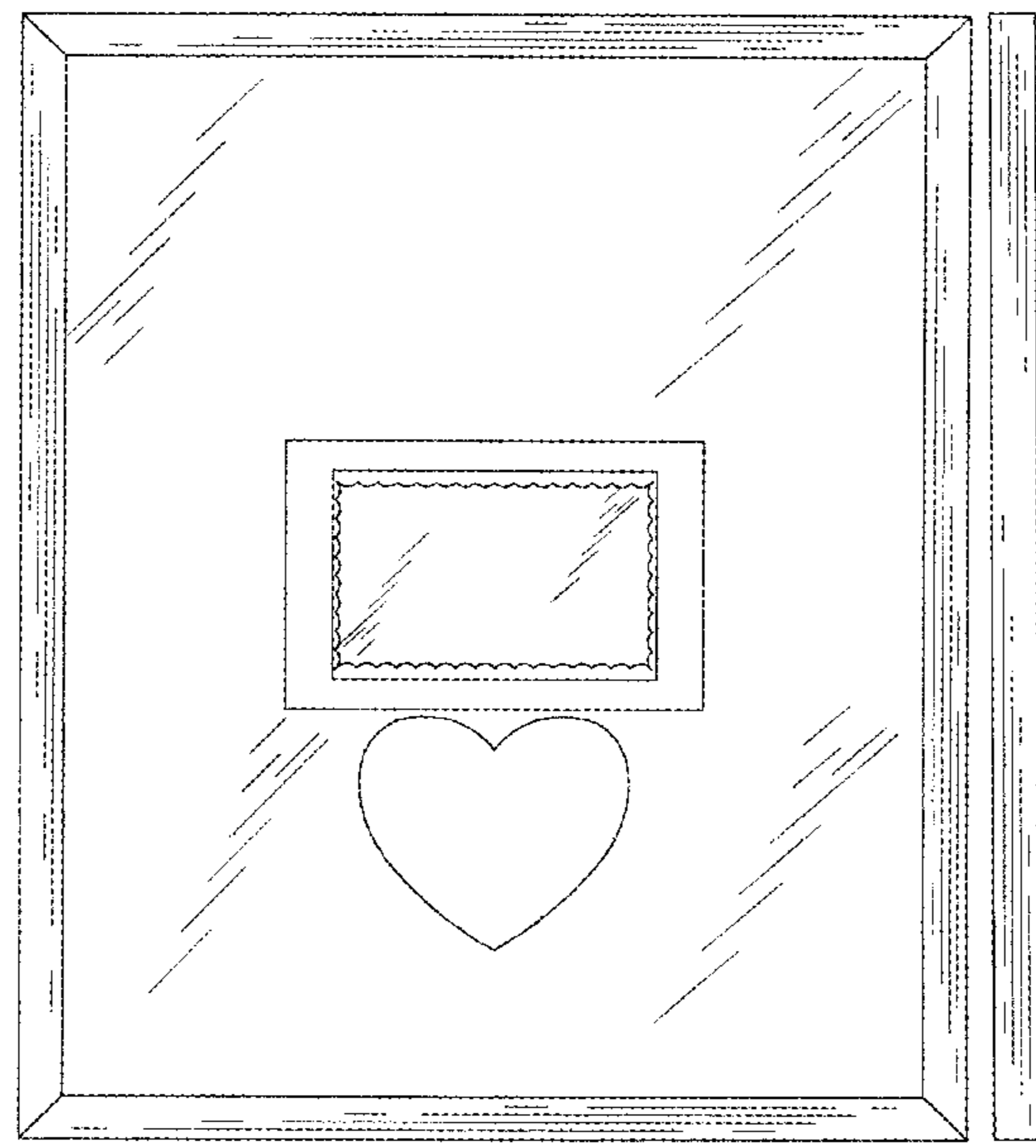
2,777,232 A \* 1/1957 Kulicke ..... A47G 1/0611  
 40/780

2,787,067 A \* 4/1957 Nichols ..... G09F 1/00  
 40/651

3,016,178 A \* 1/1962 Knocks ..... B65D 11/10  
 229/116.2

D200,159 S \* 1/1965 Mueller et al. .... D6/300

D206,269 S \* 11/1966 Preston et al. .... D6/300



(56)

**References Cited**

U.S. PATENT DOCUMENTS

D522,374 S *	6/2006	Nova .....	D24/187
D526,492 S *	8/2006	Sakaguchi .....	D6/301
D591,196 S *	4/2009	LaBlanc .....	D11/132
D602,080 S *	10/2009	Takaghi .....	D19/27
D732,173 S *	6/2015	Reaser, Jr. ....	D24/167
D739,149 S *	9/2015	Shay-Puetzer .....	D6/300
D782,211 S *	3/2017	Randhawa .....	D6/300
D805,587 S *	12/2017	Tonna .....	D20/31
9,857,657 B2 *	1/2018	Ash .....	G02F 1/13318
D809,599 S *	2/2018	Costas .....	D19/113
9,888,791 B2 *	2/2018	Guitton .....	A47G 1/065
D885,968 S *	6/2020	Requate .....	D11/126
2007/0125682 A1 *	6/2007	Requate .....	B44D 2/002 206/575

\* cited by examiner

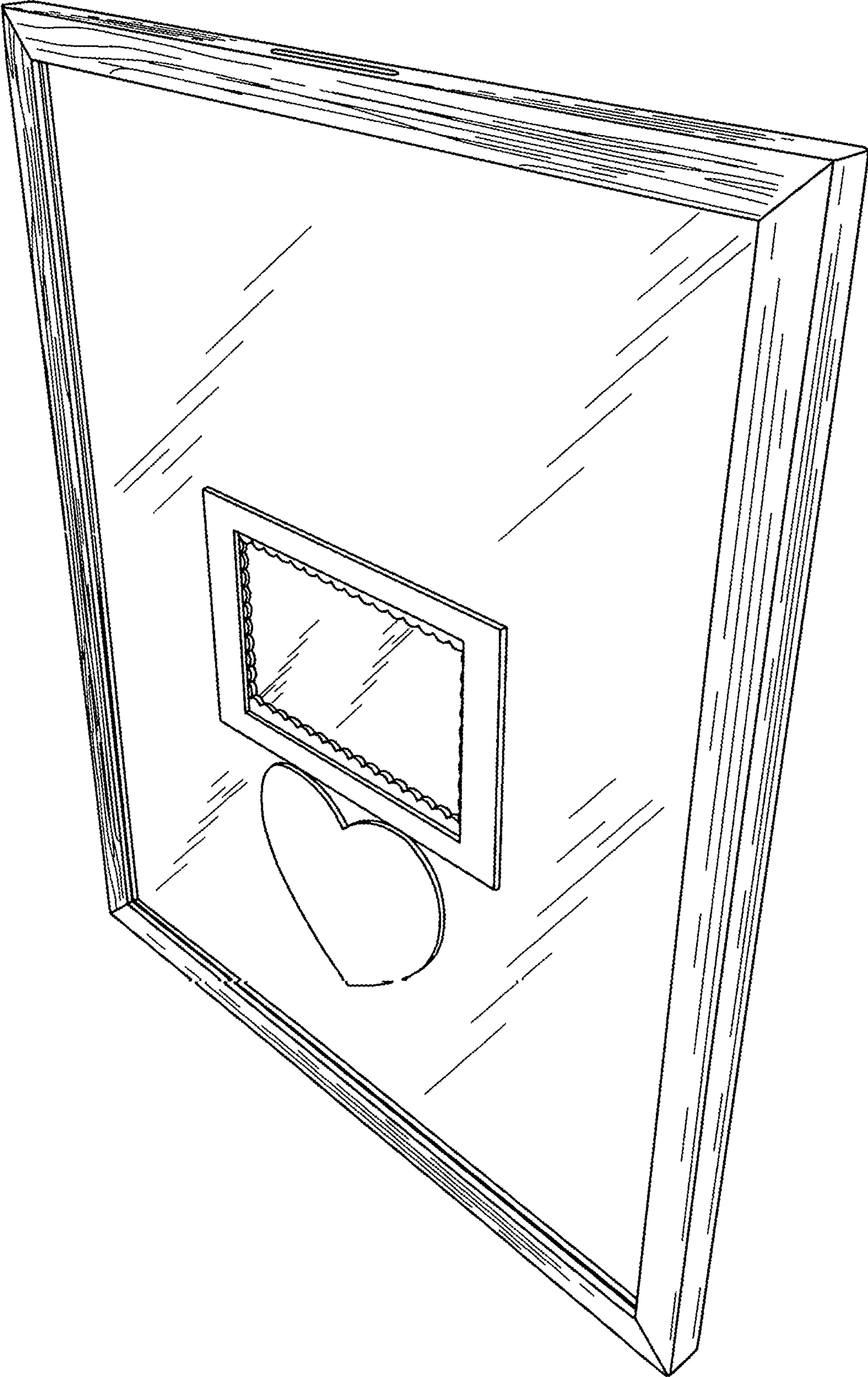


FIG. 1




FIG. 2




FIG. 3




FIG. 4



FIG. 5




FIG. 6



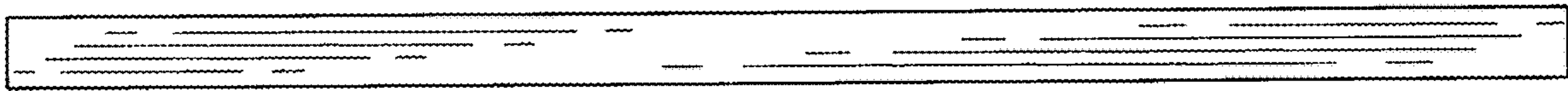


FIG. 7

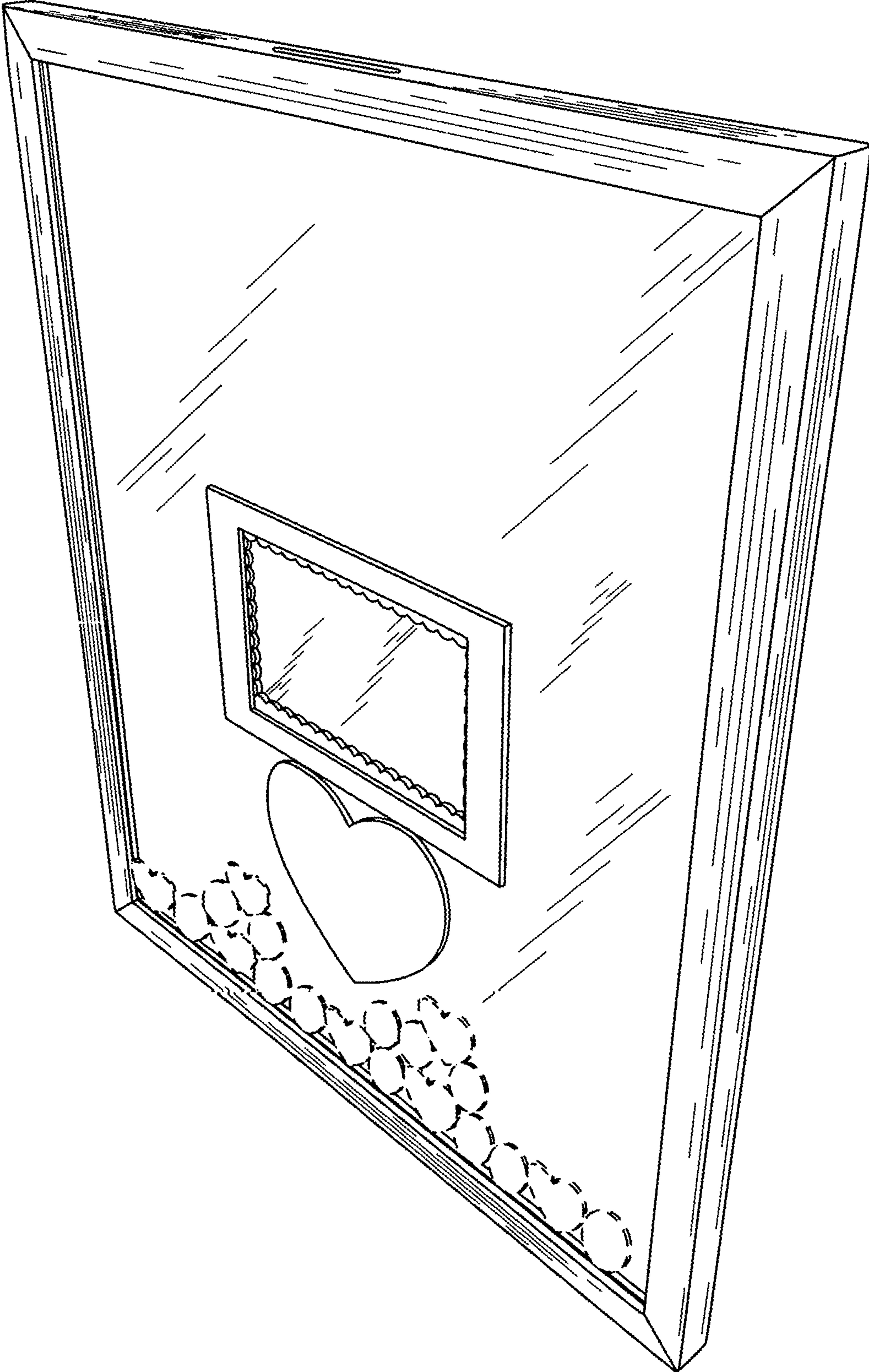


FIG. 8