



US00D919649S

(12) **United States Design Patent**
Putz et al.

(10) **Patent No.:** **US D919,649 S**

(45) **Date of Patent:** **** May 18, 2021**

(54) **DISPLAY SCREEN OR PORTION THEREOF WITH ANIMATED GRAPHICAL USER INTERFACE**

(71) Applicant: **Nasdaq, Inc.**, New York, NY (US)

(72) Inventors: **Brian Putz**, Los Angeles, CA (US);
Jeremy L. Breslau, Arlington, MA (US)

(73) Assignee: **Nasdaq, Inc.**, New York, NY (US)

(**) Term: **15 Years**

(21) Appl. No.: **29/717,020**

(22) Filed: **Dec. 13, 2019**

(51) **LOC (13) Cl.** **14-04**

(52) **U.S. Cl.**
USPC **D14/486; D14/488**

(58) **Field of Classification Search**
USPC D14/485-95
CPC G06F 3/48; G06F 3/0481; G06F 3/04812;
G06F 3/04817; G06F 3/0482; G06F 3/0483;
G06F 3/0484; G06F 3/04847; G06F 3/0488;
G06F 3/04886; G06F 3/0489

See application file for complete search history.

(56) **References Cited**

U.S. PATENT DOCUMENTS

D757,090	S	*	5/2016	Myung	D14/488
D797,774	S	*	9/2017	Park	D14/486
D799,539	S	*	10/2017	Nichols	D14/488
D800,171	S		10/2017	Hemsley		
D816,710	S	*	5/2018	Chetzroni	D14/488
D822,702	S	*	7/2018	Gandhi	D14/486
D832,294	S	*	10/2018	Wormer	D14/486
D839,286	S	*	1/2019	Solomon	D14/486
D841,037	S	*	2/2019	Kawaichi	D14/486
D845,316	S	*	4/2019	Li	D14/486
D887,437	S	*	6/2020	Fischbach	D14/486
D892,151	S	*	8/2020	Pontious	D14/486
D896,242	S	*	9/2020	Pitta	D14/485

D898,758	S	*	10/2020	VanDuyn	D14/486
D898,759	S	*	10/2020	Carrigan	D14/486
D899,451	S	*	10/2020	Mancuso	D14/486
D906,359	S	*	12/2020	Nagy	D14/486
2015/0074582	A1	*	3/2015	Shearer	G06F 3/0481 715/771
2018/0082351	A1	*	3/2018	Wang	G06Q 30/0631

OTHER PUBLICATIONS

“Expandable Items—Omerico”, <https://dribbble.com/shots/4336950-Expandable-Items> (2018).*

* cited by examiner

Primary Examiner — Melanie H Tung

Assistant Examiner — Darmawan Truong

(74) *Attorney, Agent, or Firm* — Sterne, Kessler, Goldstein & Fox P.L.L.C.

(57) **CLAIM**

The ornamental design for a display screen or portion thereof with animated graphical user interface, as shown and described.

DESCRIPTION

FIG. 1 is a front view of a display screen or portion thereof with animated graphical user interface showing a first image of the claimed design;

FIG. 2 is a second image thereof;

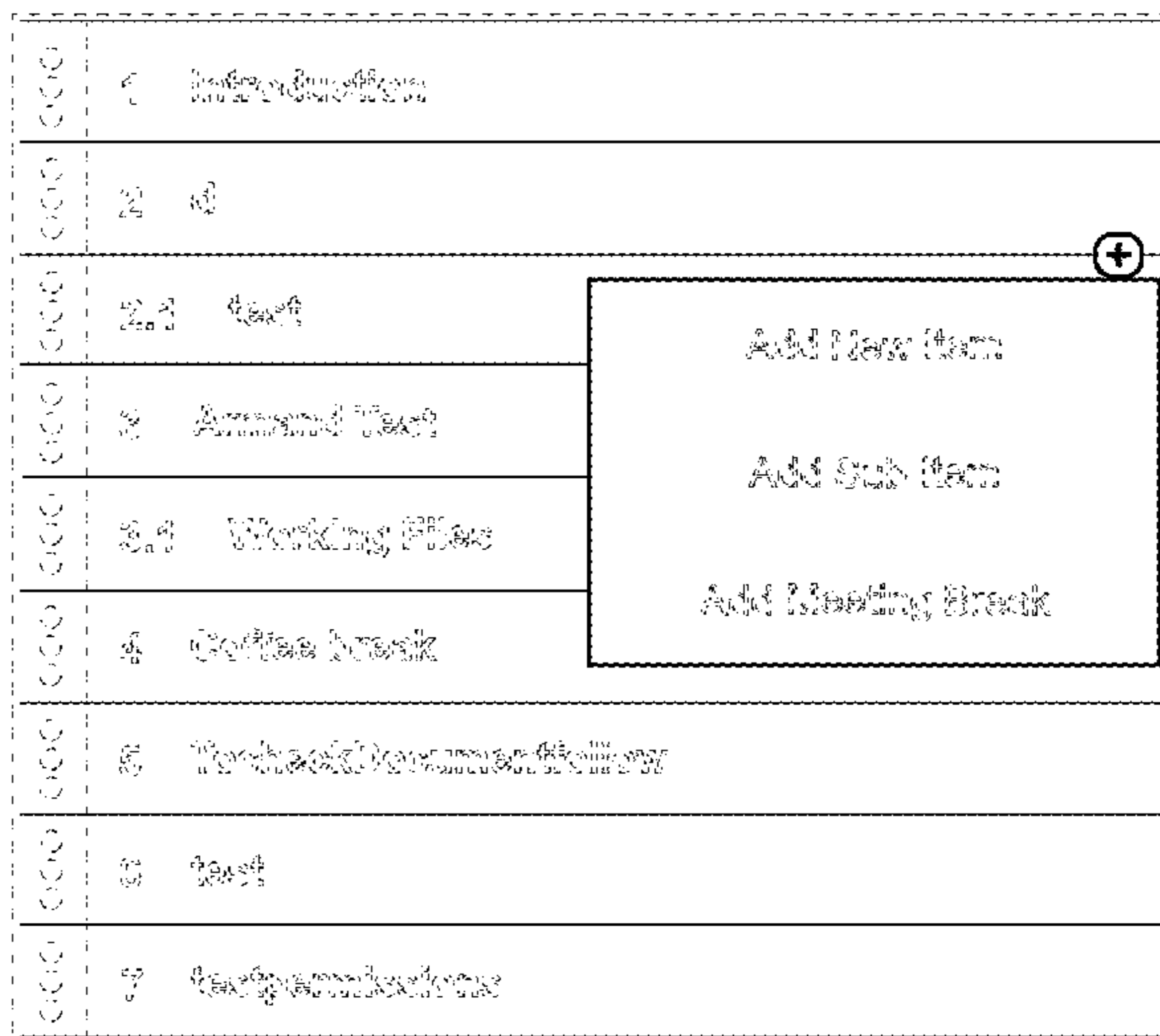
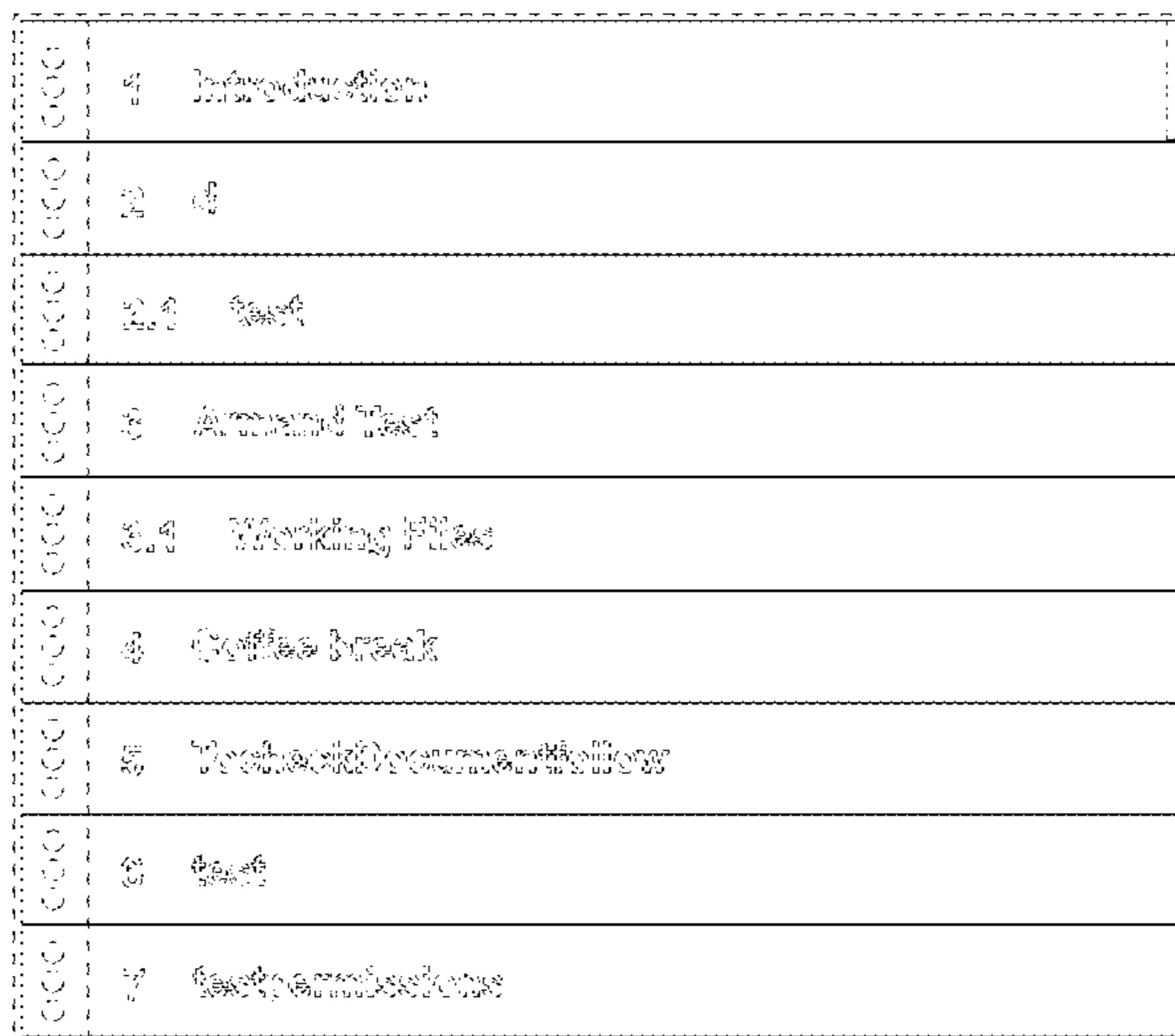
FIG. 3 is a third image thereof; and,

FIG. 4 is a fourth image thereof.

The outermost broken lines in the figures show a display screen or portion thereof, and form no part of the claimed design. The other broken lines in the figures show portions of the animated graphical user interface that form no part of the claimed design.

The appearance of the animated image sequentially transitions between the images shown in FIGS. 1-4. The process or period in which one image transitions to another forms no part of the claimed design.

1 Claim, 4 Drawing Sheets



100	10	Control Panel
100	11	Display
100	12	Keypad
100	13	Microcontroller
100	14	Power Supply
100	15	Speaker
100	16	Microphone
100	17	Keypad
100	18	Microcontroller

FIG. 2

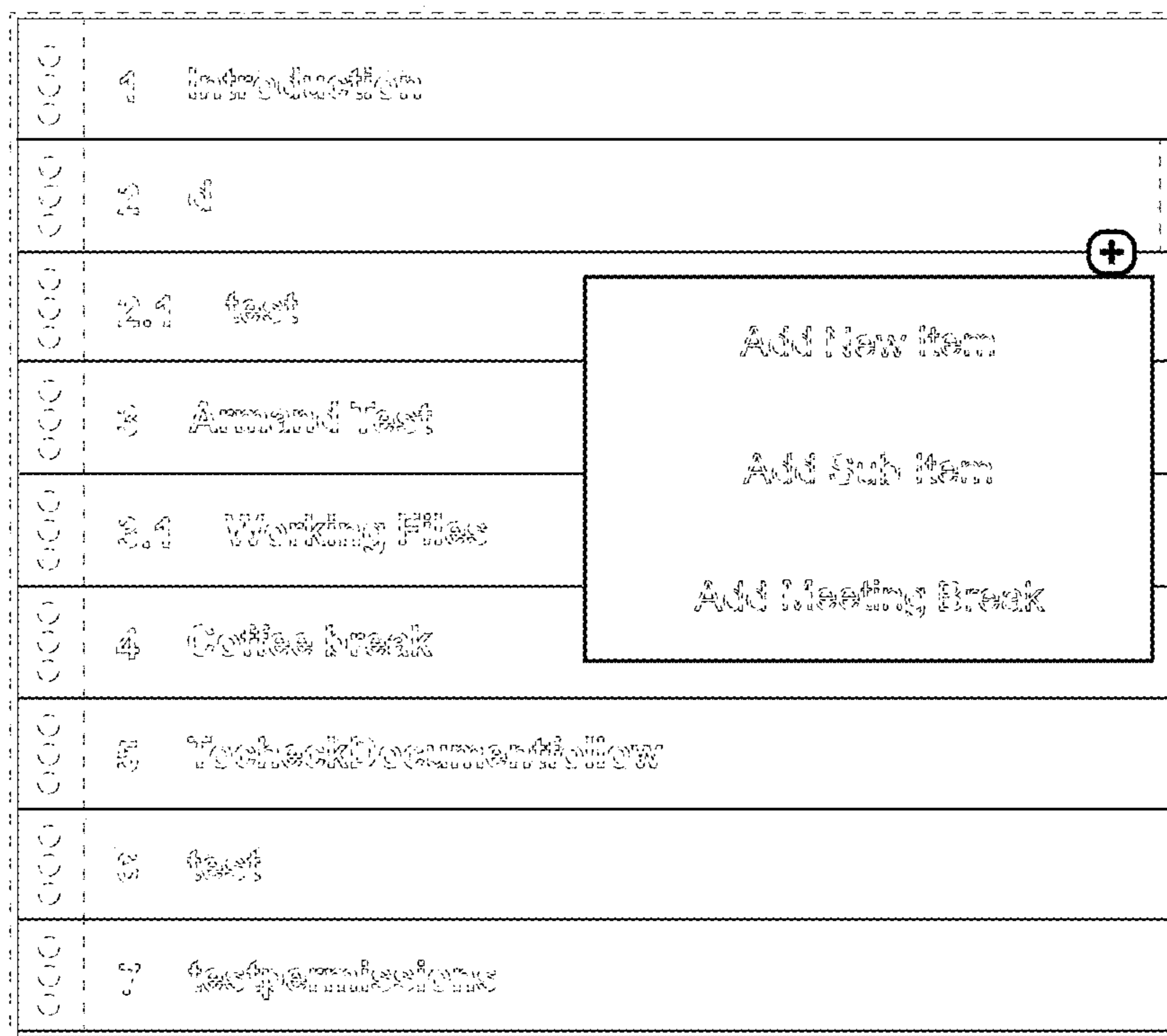


FIG. 3

1	Monday
2	Tuesday
3	Wednesday
4	Thursday
5	Friday
6	Saturday
7	Sunday
8	Monday
9	Tuesday
10	Wednesday
11	Thursday
12	Friday
13	Saturday
14	Sunday
15	Monday
16	Tuesday
17	Wednesday
18	Thursday
19	Friday
20	Saturday
21	Sunday
22	Monday
23	Tuesday
24	Wednesday
25	Thursday
26	Friday
27	Saturday
28	Sunday
29	Monday
30	Tuesday
31	Wednesday

FIG. 4