



US00D919609S

(12) **United States Design Patent**  
**Chen**

(10) **Patent No.:** **US D919,609 S**

(45) **Date of Patent:** **\*\* May 18, 2021**

(54) **NETWORK ACCESS DEVICE**  
(71) Applicant: **Quanta Computer Inc.**, Taoyuan (TW)  
(72) Inventor: **I-Chung Chen**, Taoyuan (TW)  
(73) Assignee: **QUANTA COMPUTER INC.**,  
Taoyuan (TW)

D804,460 S \* 12/2017 Li ..... D14/242  
D831,624 S \* 10/2018 Kwon ..... D14/240  
D842,847 S \* 3/2019 Walliser ..... D14/240  
D889,447 S \* 7/2020 Biddle ..... D14/240  
D891,406 S \* 7/2020 Hulick ..... D14/240

(\*\*) Term: **15 Years**

**FOREIGN PATENT DOCUMENTS**

CN 304044930 \* 2/2017  
CN 305973425 \* 8/2020

(21) Appl. No.: **29/702,331**

\* cited by examiner

(22) Filed: **Aug. 19, 2019**

*Primary Examiner* — Bridget L Eland  
(74) *Attorney, Agent, or Firm* — McClure, Qualey &  
Rodack, LLP

(30) **Foreign Application Priority Data**

Mar. 11, 2019 (TW) ..... 108301326

(51) **LOC (13) Cl.** ..... **14-03**

(52) **U.S. Cl.**  
USPC ..... **D14/242**

(58) **Field of Classification Search**  
USPC .... D14/240, 242, 357, 358, 140-140.9, 155,  
D14/125, 137, 139, 243, 348, 349, 351,  
D14/354, 355

CPC ..... H04L 12/00; H03K 17/00; H04W 88/00;  
H04W 88/005; H04W 88/02; H04W  
88/08; H04W 88/085; H04W 88/10;  
H04W 88/12; H04W 88/14; H04B 1/38  
See application file for complete search history.

(56) **References Cited**

**U.S. PATENT DOCUMENTS**

D722,053 S \* 2/2015 Wang ..... D14/358  
D738,870 S \* 9/2015 Ding ..... D14/240

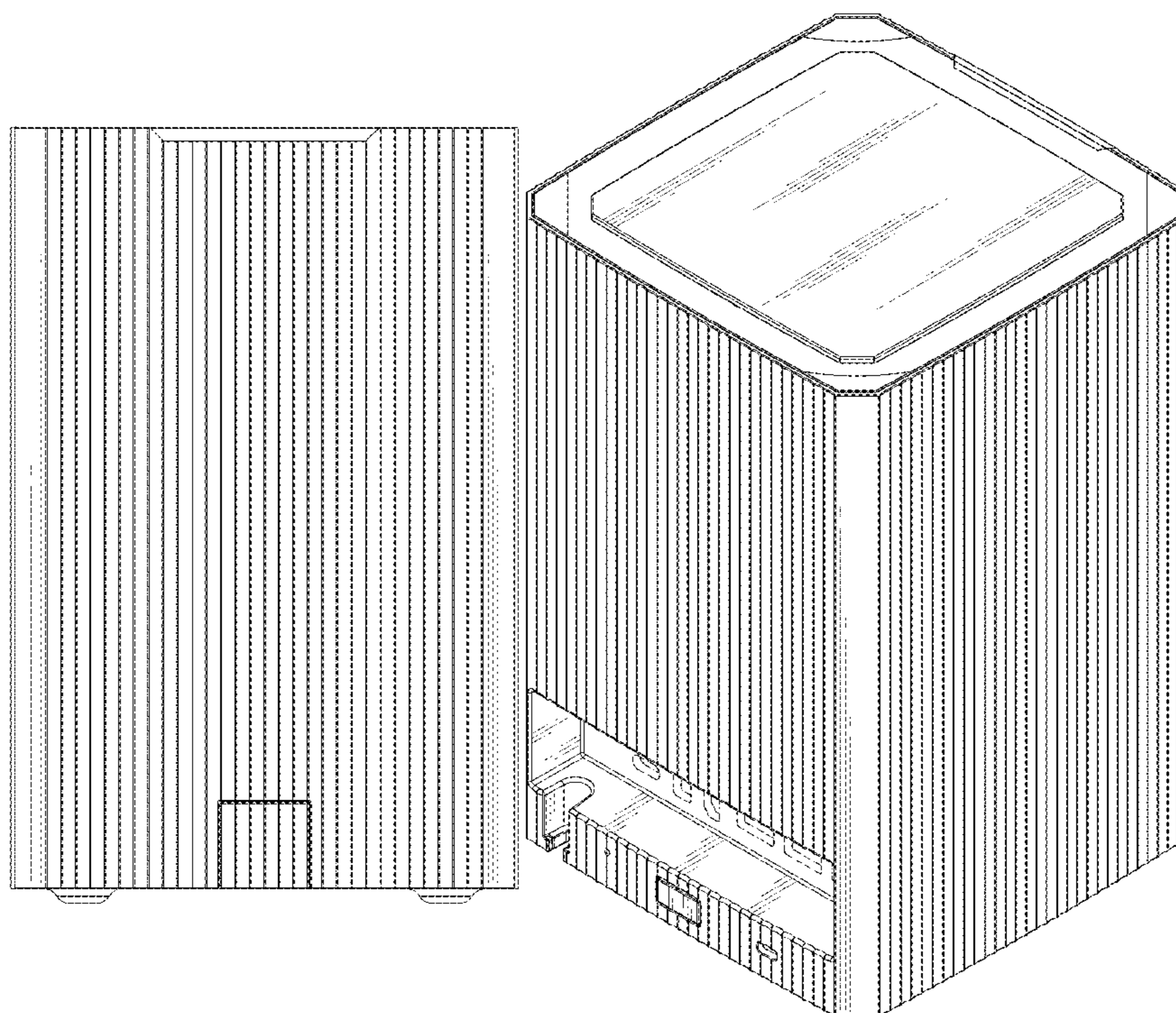
(57) **CLAIM**

The ornamental design for a network access device, as shown and described.

**DESCRIPTION**

FIG. 1 is a front, right and top perspective view of a network access device, showing my new design;  
FIG. 2 is a front view thereof;  
FIG. 3 is a rear view thereof;  
FIG. 4 is a left side view thereof;  
FIG. 5 is a right side view thereof;  
FIG. 6 is a top plan view thereof;  
FIG. 7 is a bottom plan view thereof; and,  
FIG. 8 is a rear, left and top perspective view thereof.  
The broken lines in the drawings are for the purpose of illustrating portions of the network access device that form no part of the claimed design.

**1 Claim, 7 Drawing Sheets**



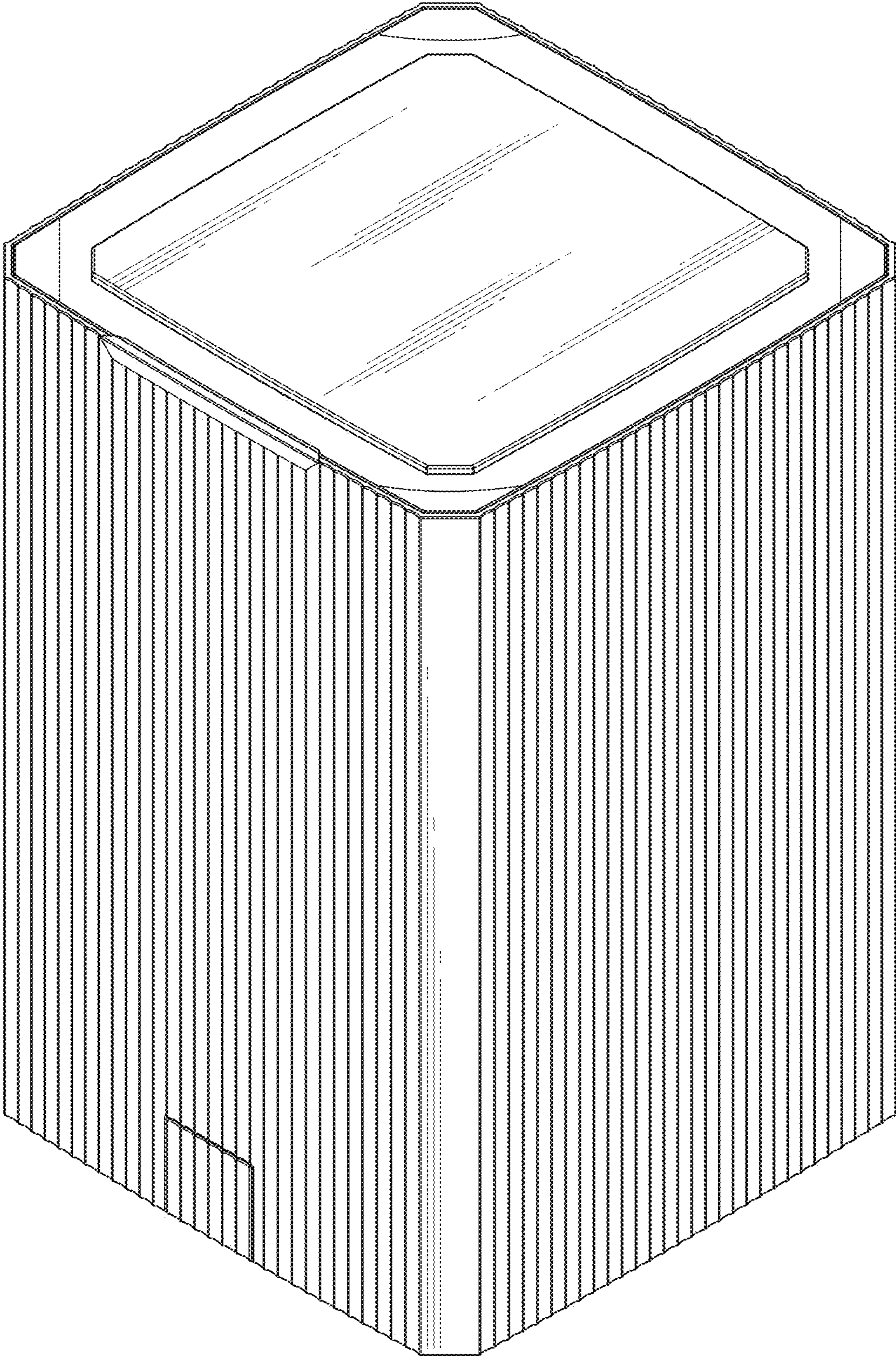


FIG. 1




FIG. 2

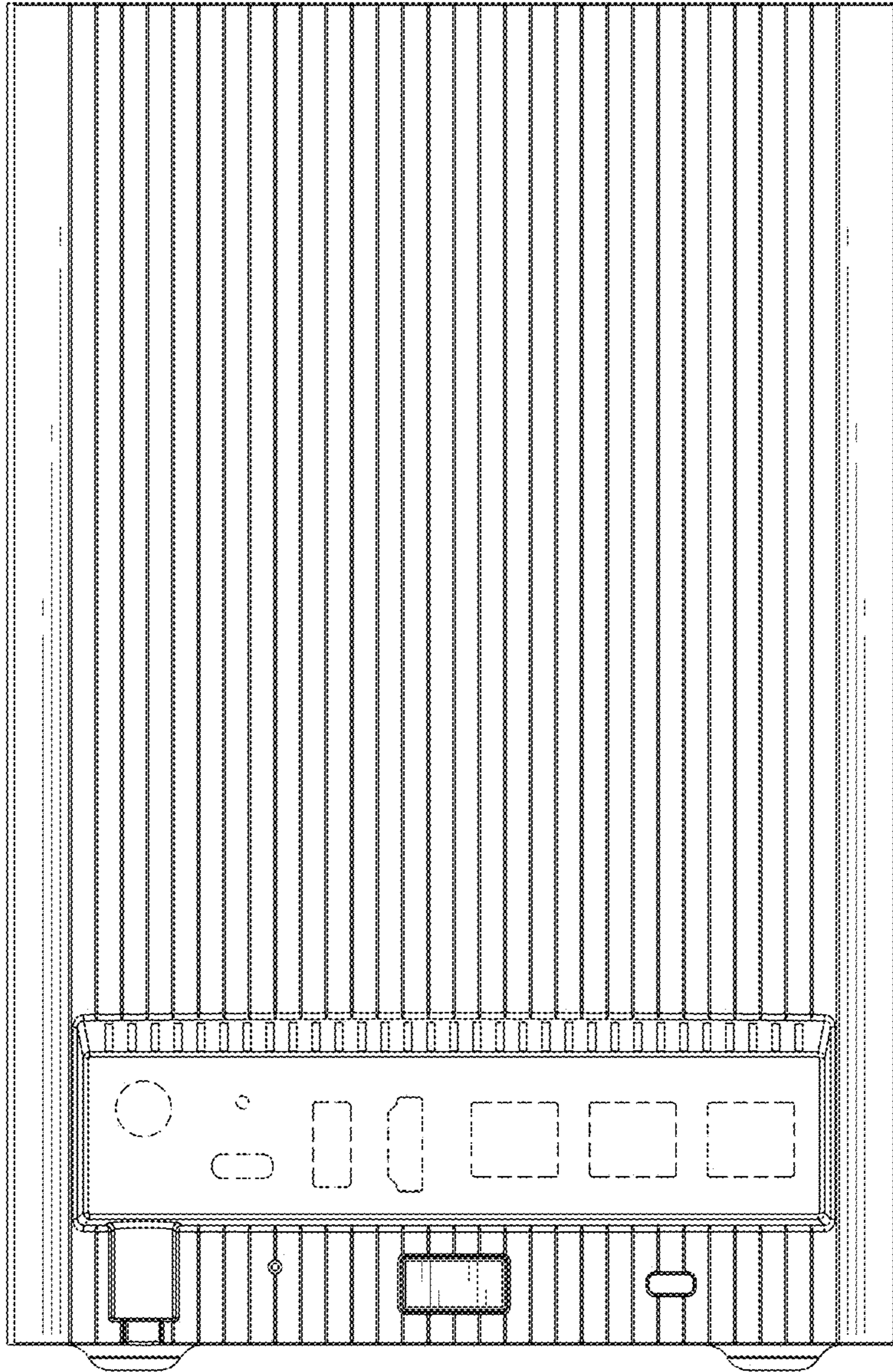


FIG. 3




FIG. 4




FIG. 5

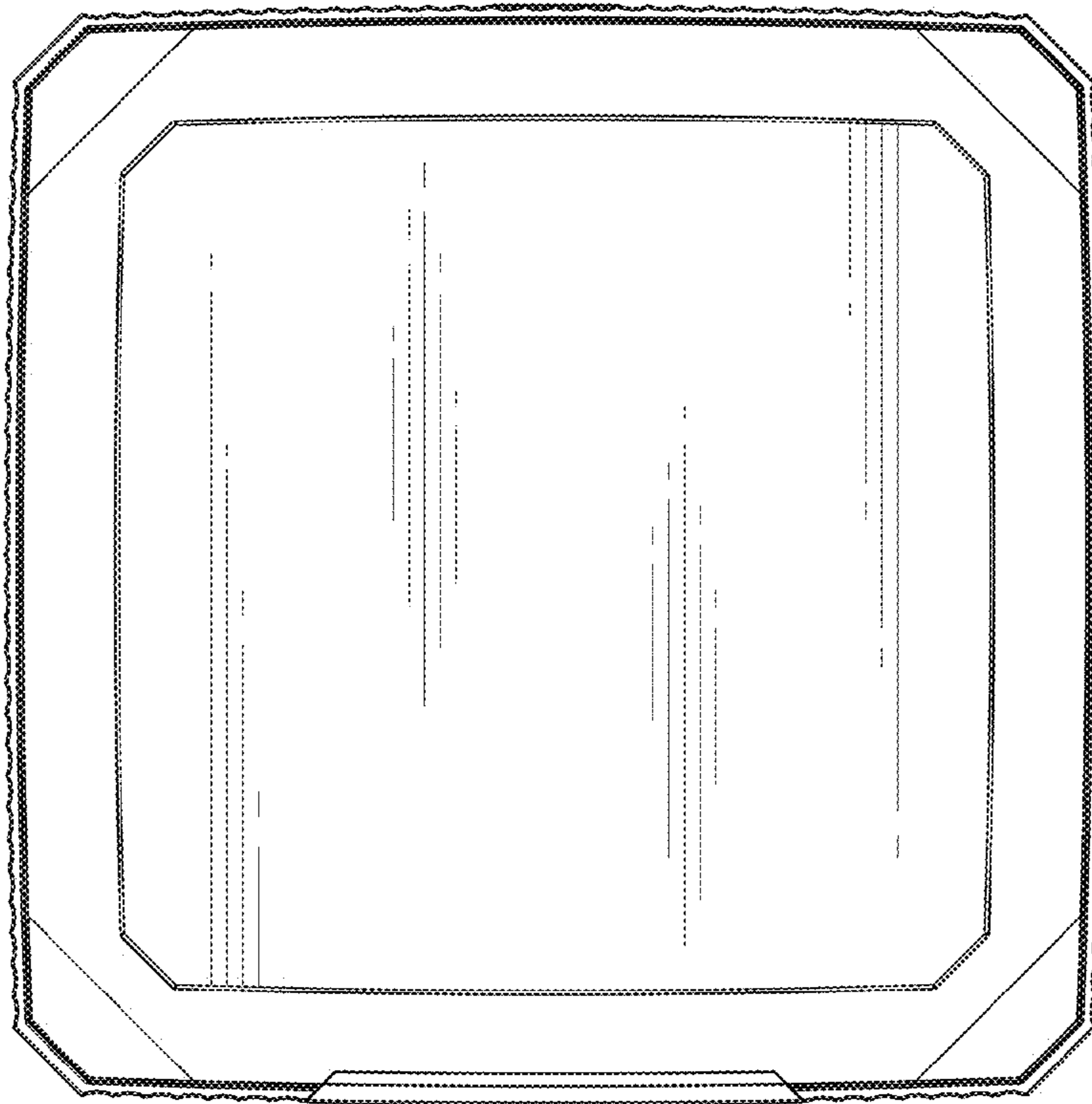


FIG. 6

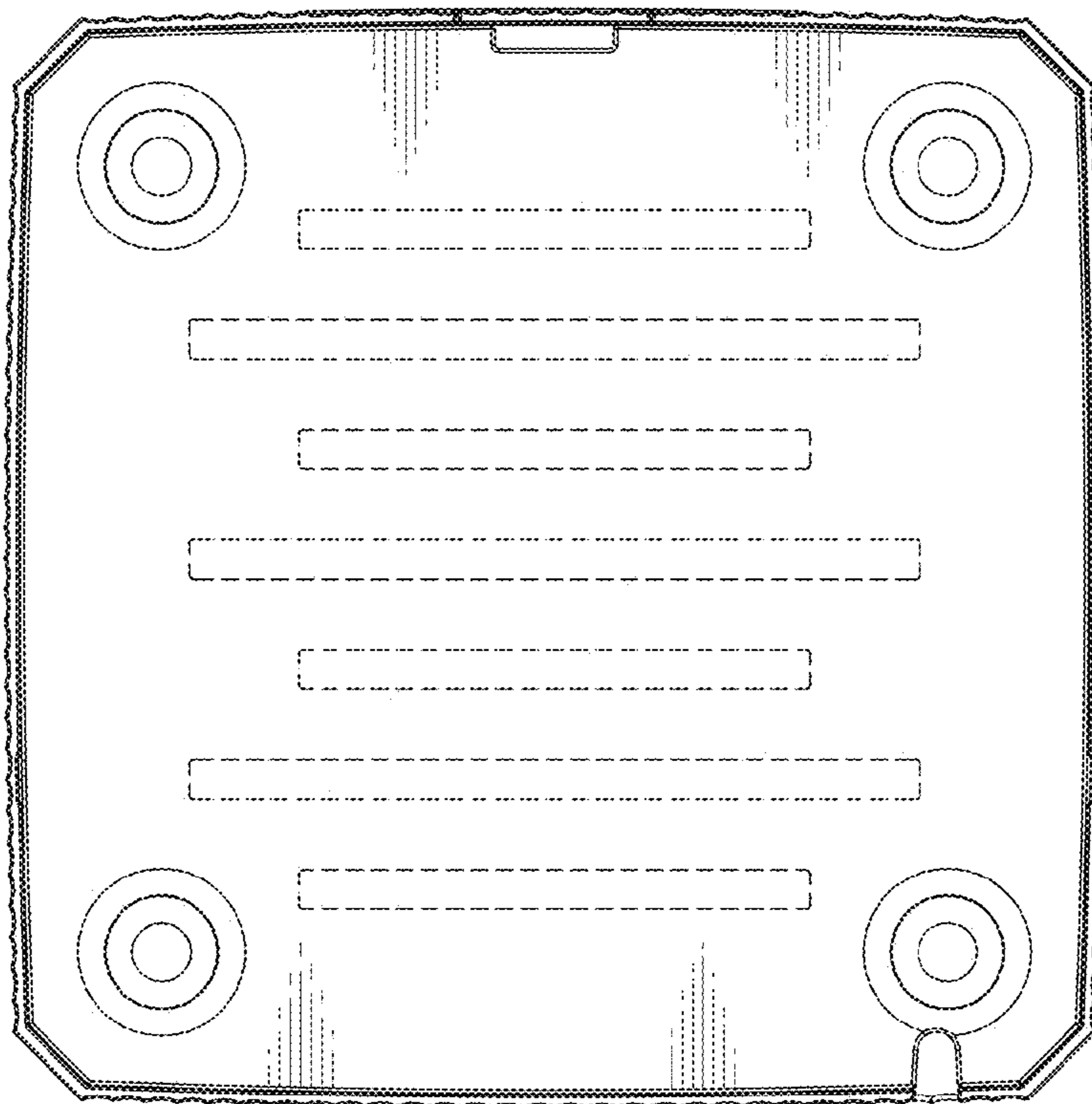


FIG. 7

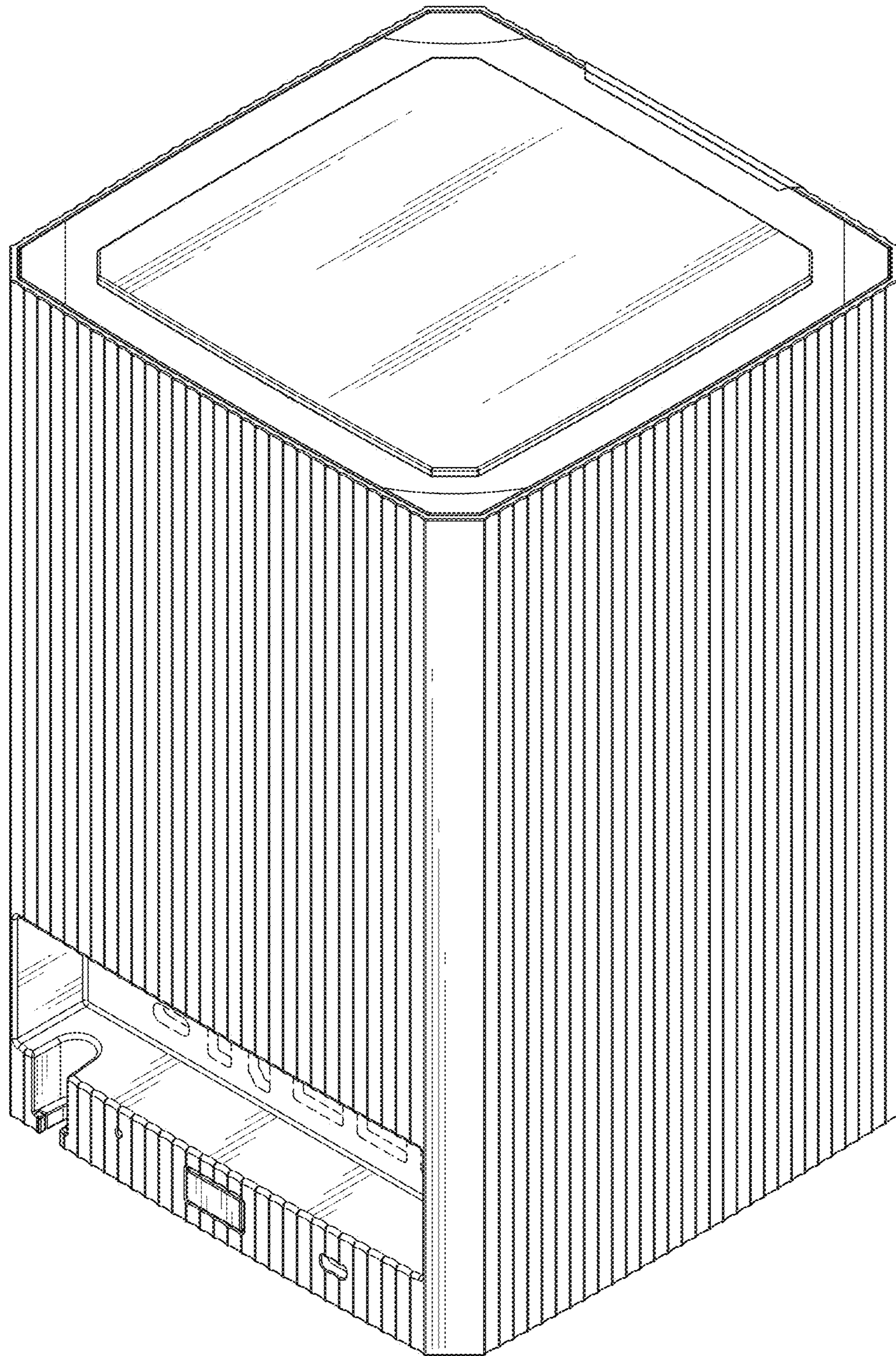


FIG. 8