



US00D919602S

(12) **United States Design Patent**  
**Cha et al.**

(10) **Patent No.:** **US D919,602 S**

(45) **Date of Patent:** **\*\* May 18, 2021**

(54) <b>REMOTE CONTROL</b>	D366,263 S * 1/1996 Darbee ..... D14/218
	5,481,256 A * 1/1996 Darbee ..... H04N 5/4403
(71) Applicant: <b>LG Electronics Inc.</b> , Seoul (KR)	341/176
(72) Inventors: <b>Hyunbyung Cha</b> , Seoul (KR); <b>Yunjoo Kim</b> , Seoul (KR); <b>Minjae Lee</b> , Seoul (KR); <b>Youngkyoung Kim</b> , Seoul (KR); <b>Seonkyu Kim</b> , Seoul (KR); <b>Cheolwoong Shin</b> , Seoul (KR)	D377,352 S * 1/1997 Bird ..... D14/218
	D603,843 S * 11/2009 Einaudi ..... D14/218
	D621,371 S * 8/2010 Sheppard ..... D13/168
	D658,636 S * 5/2012 Maier ..... D14/218
	D664,945 S * 8/2012 Morris ..... D14/218
	D664,947 S * 8/2012 Choi ..... D14/218
	D699,223 S * 2/2014 Maier ..... D14/218
	D725,633 S * 3/2015 Sung ..... D14/218
(73) Assignee: <b>LG ELECTRONICS INC.</b> , Seoul (KR)	D728,529 S * 5/2015 Seflic ..... D14/218
	D756,969 S * 5/2016 Kim ..... D14/218
	D763,830 S * 8/2016 Jones ..... D14/218
	D788,077 S * 5/2017 Ducret ..... D14/218
(**) Term: <b>15 Years</b>	D788,743 S * 6/2017 Cha ..... D14/218

(Continued)

(21) Appl. No.: **35/508,515**

(22) Filed: **Aug. 6, 2019**

(80) **Hague Agreement Data**

Int. Filing Date: **Aug. 6, 2019**

Int. Reg. No.: **DM/205063**

Int. Reg. Date: **Aug. 6, 2019**

Int. Reg. Pub. Date: **Feb. 7, 2020**

(30) **Foreign Application Priority Data**

Feb. 8, 2019 (KR) ..... 30-2019-0005651

(51) **LOC (13) Cl.** ..... **14-03**

(52) **U.S. Cl.**  
USPC ..... **D14/218**

(58) **Field of Classification Search**  
USPC ..... D13/168; D14/218; D21/566  
CPC ..... G08C 17/00; G08C 17/02; H04B 1/202;  
H01H 9/02; H01H 9/0214; H01H 9/0235;  
H01H 9/0242

See application file for complete search history.

(56) **References Cited**

**U.S. PATENT DOCUMENTS**

D354,490 S \* 1/1995 Darbee ..... D14/218

D364,872 S \* 12/1995 Schwartz ..... D14/218

**OTHER PUBLICATIONS**

LG ANMR700 TV Remote Control, publication date 94 Nov. 2016, [online][site visited Jan. 8, 2021] URL: <https://www.youtube.com/watch?v=inFQBZAFZiU> (Year: 2016).\*

*Primary Examiner* — L. A. Grabenstetter

(74) *Attorney, Agent, or Firm* — Birch, Stewart, Kolasch & Birch, LLP

(57) **CLAIM**

The ornamental design for a remote control, as shown and described.

**DESCRIPTION**

1. Remote control

1.1 : Perspective

1.2 : Front

1.3 : Back

1.4 : Left

1.5 : Right

1.6 : Top

1.7 : Bottom

The broken lines depict portions of the remote control that form no part of the claimed design.

**1 Claim, 7 Drawing Sheets**



(56)

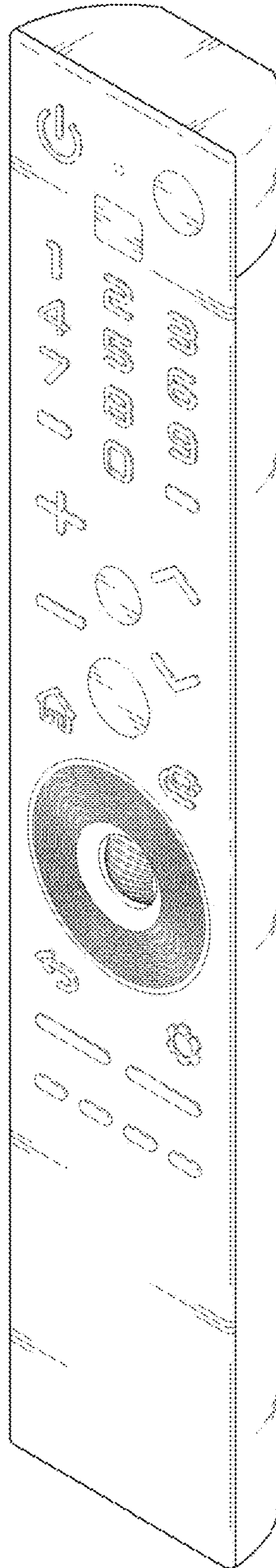
**References Cited**

U.S. PATENT DOCUMENTS

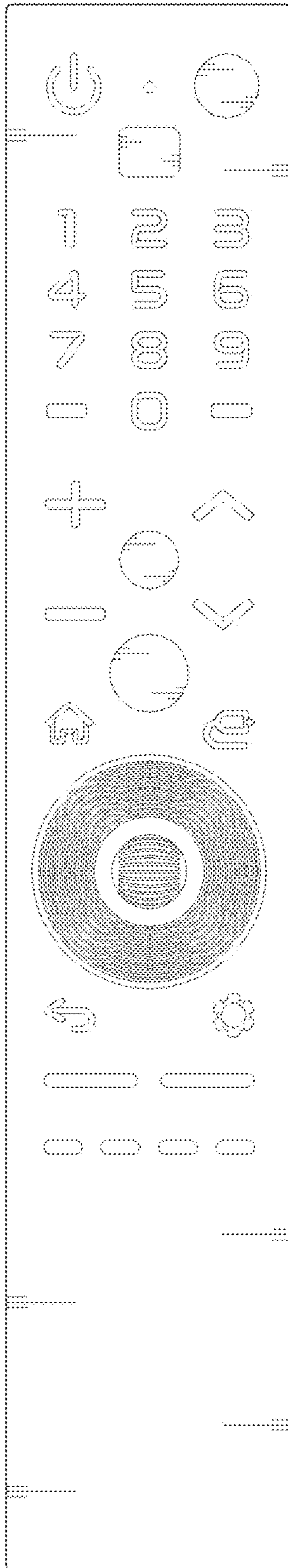
D791,104 S \* 7/2017 Goetzke ..... D14/218  
2017/0075413 A1 \* 3/2017 Reams ..... G08C 17/02  
2017/0076589 A1 \* 3/2017 Wengreen ..... G08C 17/02

\* cited by examiner


1.1




1.2




1.3



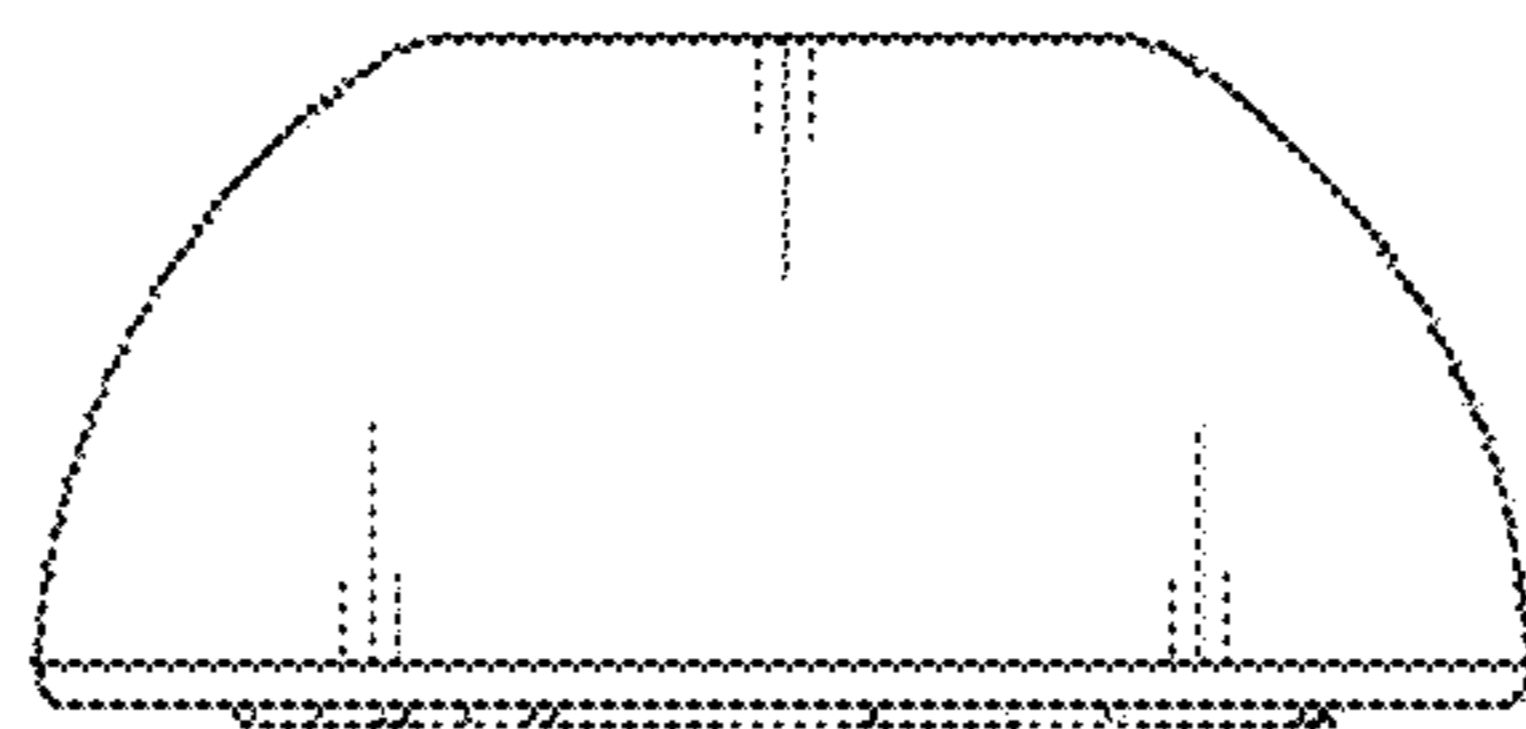
1.4



1.5



1.6





1.7

