



US00D919591S

(12) **United States Design Patent** (10) **Patent No.:** **US D919,591 S**  
**Manz** (45) **Date of Patent:** **\*\* May 18, 2021**

(54) **LOUDSPEAKER**

- (71) Applicant: **B&O PLAY A/S**, Struer (DK)
- (72) Inventor: **Cecilie Manz**, København K (DK)
- (73) Assignee: **B&O PLAY A/S**, Struer (DK)
- (\*\*) Term: **15 Years**
- (21) Appl. No.: **29/655,742**
- (22) Filed: **Jul. 6, 2018**

**Related U.S. Application Data**

- (62) Division of application No. 35/502,111, filed on Sep. 20, 2016 (U.S. filing date under 35 U.S.C. 384), and having an international filing date of Sep. 20, 2016, now Pat. No. Des. 825,524.

(30) **Foreign Application Priority Data**

Apr. 19, 2016 (EM) ..... 003074632-0001  
 Jun. 9, 2016 (EM) ..... 003182294-0001

- (51) **LOC (13) Cl.** ..... **14-01**
- (52) **U.S. Cl.**  
USPC ..... **D14/205**
- (58) **Field of Classification Search**  
USPC ..... D14/204, 209.1, 215-216, 221, 224, 228  
CPC ..... H04R 1/28; H04R 19/02; H04R 1/2869;  
H04R 1/2803  
See application file for complete search history.

(56) **References Cited**

U.S. PATENT DOCUMENTS

D797,704 S *	9/2017	Fischer	.....	D14/216
D856,961 S *	8/2019	Suzuki	.....	D14/149
D859,363 S *	9/2019	Chalabi	.....	D14/216
D862,418 S *	10/2019	Distefano	.....	D14/216
D863,247 S *	10/2019	Suzuki	.....	D14/149
D866,518 S *	11/2019	Ding	.....	D14/216
D868,031 S *	11/2019	Ryu	.....	D14/216
D876,385 S *	2/2020	Li	.....	D14/204
D888,687 S *	6/2020	Xu	.....	D14/216
D888,688 S *	6/2020	Xie	.....	D14/216
D889,430 S *	7/2020	Teruzzi	.....	D14/204
D894,872 S *	9/2020	Wei	.....	D14/216
D894,963 S *	9/2020	Li	.....	D14/496

\* cited by examiner

*Primary Examiner* — Michael A. Pratt

(74) *Attorney, Agent, or Firm* — Dykema Gossett PLLC

(57) **CLAIM**

The ornamental design for a loudspeaker, as shown and described.

**DESCRIPTION**

FIG. 1 is an isometric view of the top, front, and right side of a loudspeaker.

FIG. 2 is an isometric view of the top, rear, and left side of the loudspeaker of FIG. 1.

FIG. 3 is a left plan view of the loudspeaker of FIG. 1.

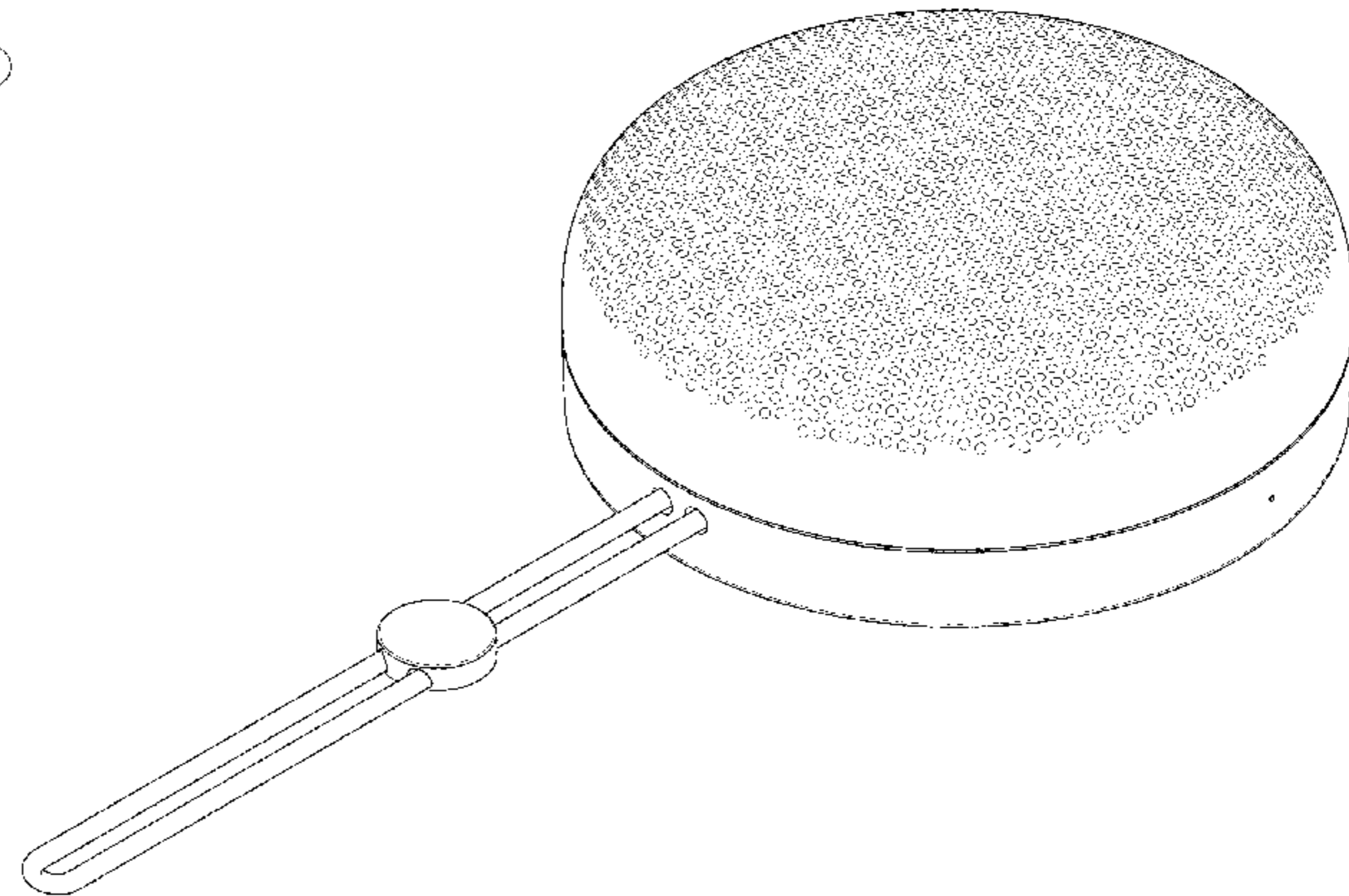
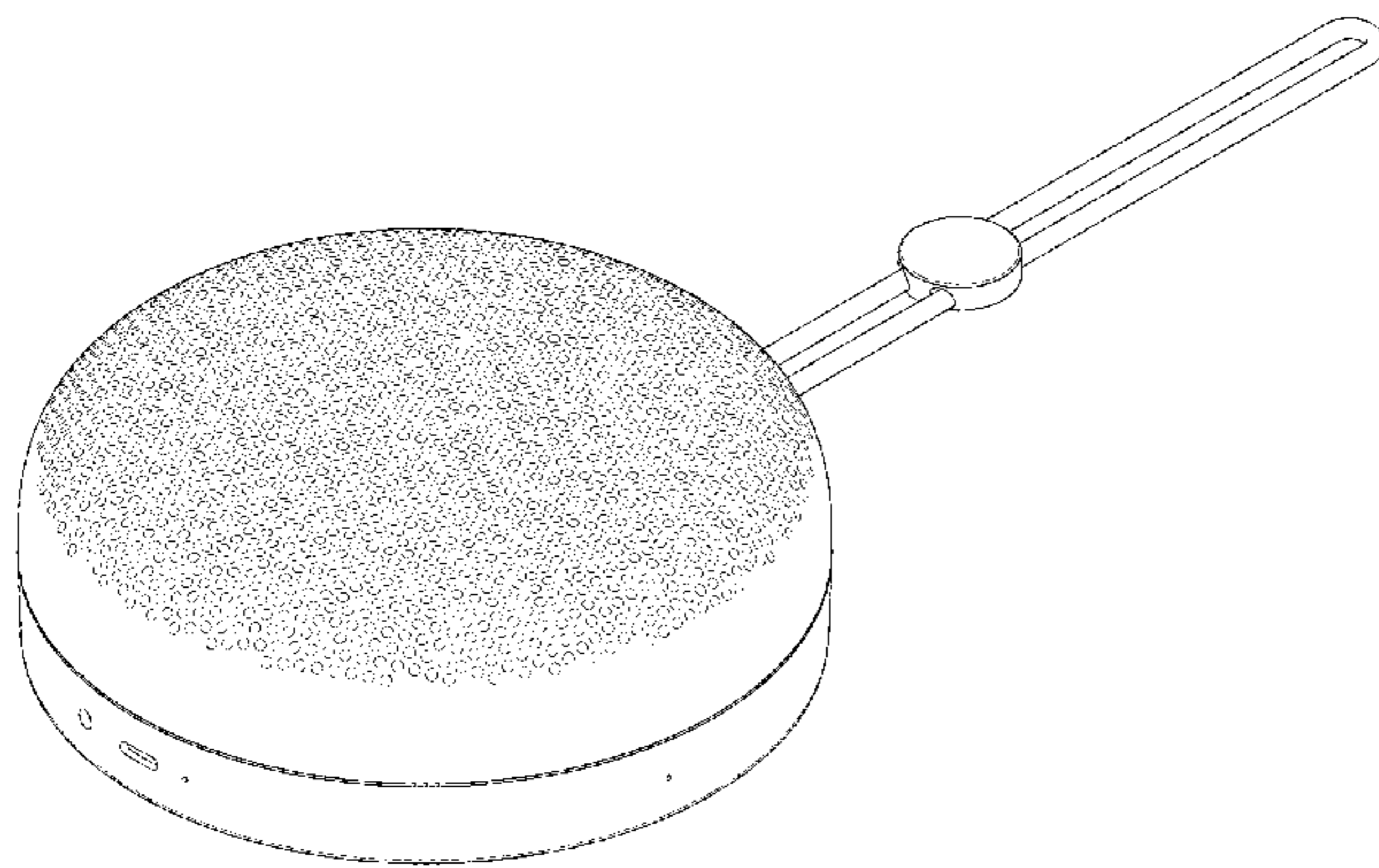
FIG. 4 is a right plan view of the loudspeaker of FIG. 1.

FIG. 5 is a rear plan view of the loudspeaker of FIG. 1.

FIG. 6 is a front plan view of the loudspeaker of FIG. 1; and,

FIG. 7 is a top plan view of the loudspeaker of FIG. 1.

**1 Claim, 5 Drawing Sheets**



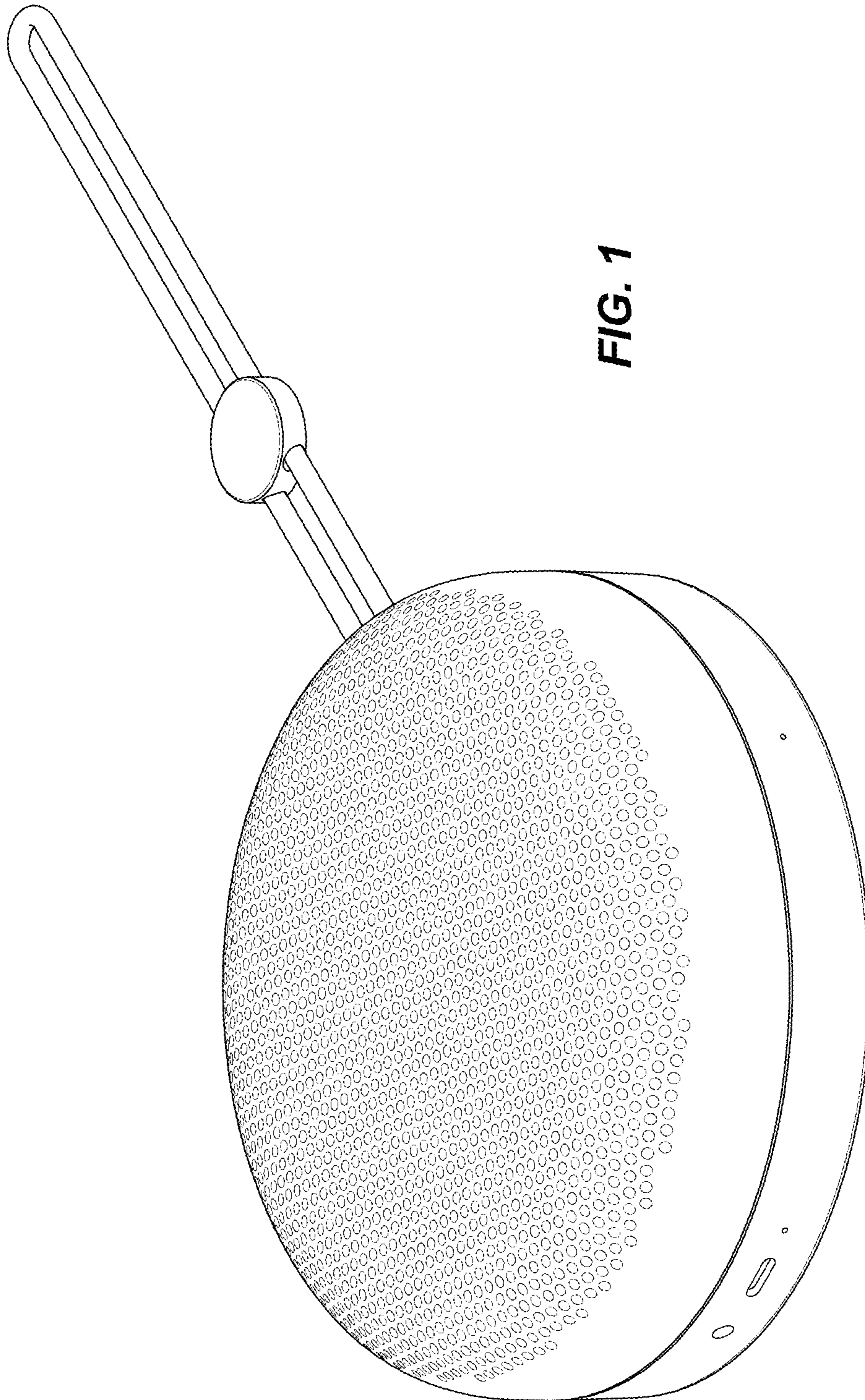
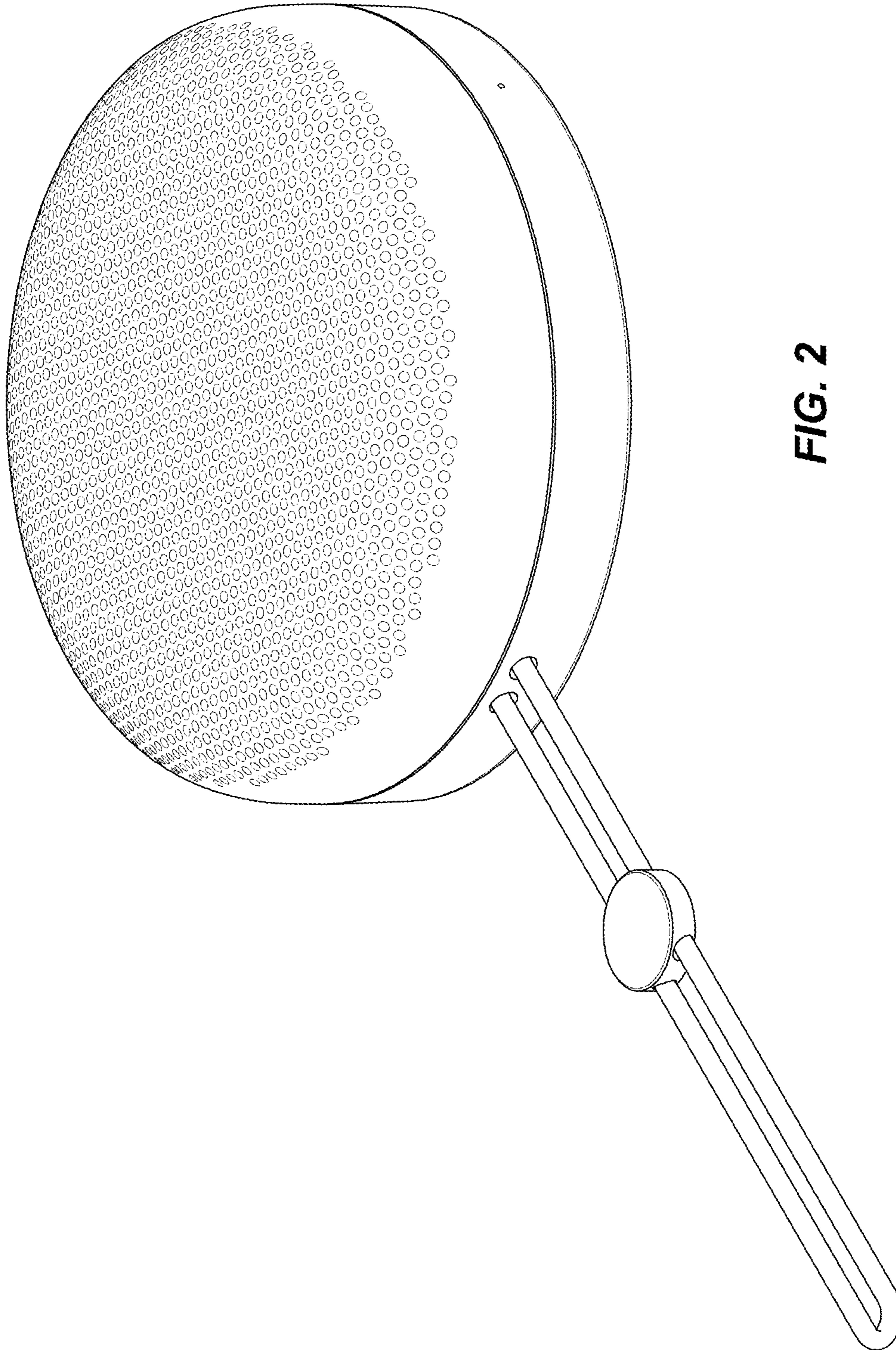
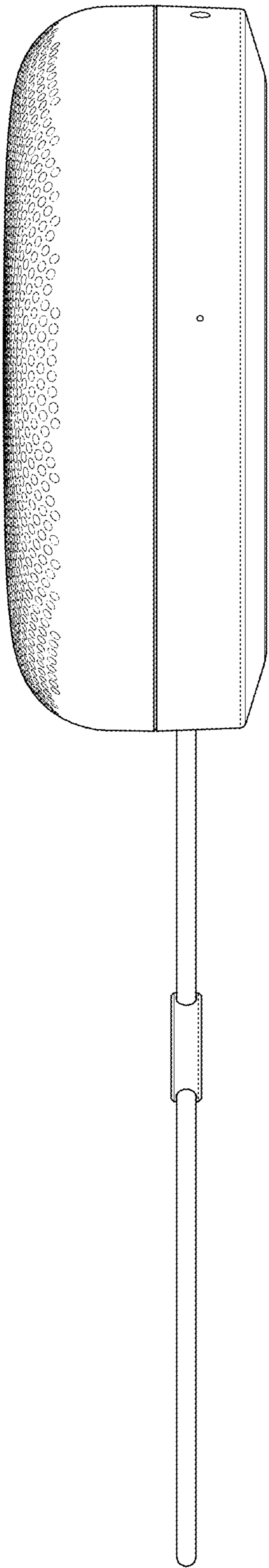


FIG. 1

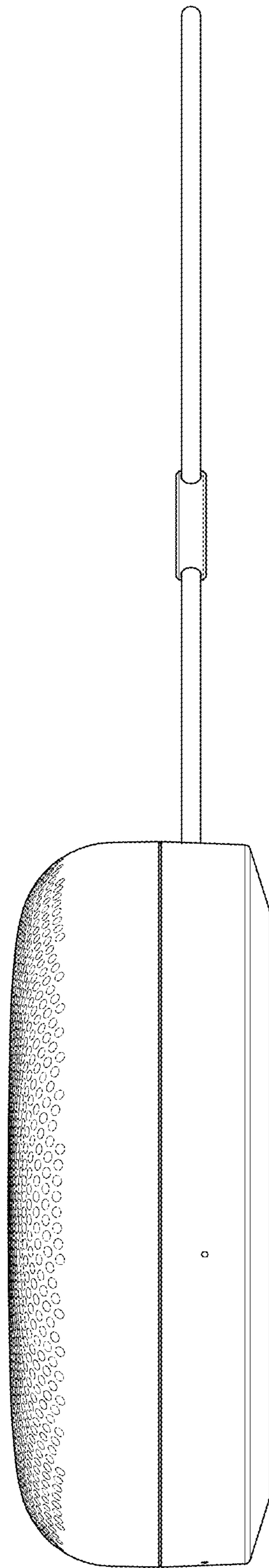




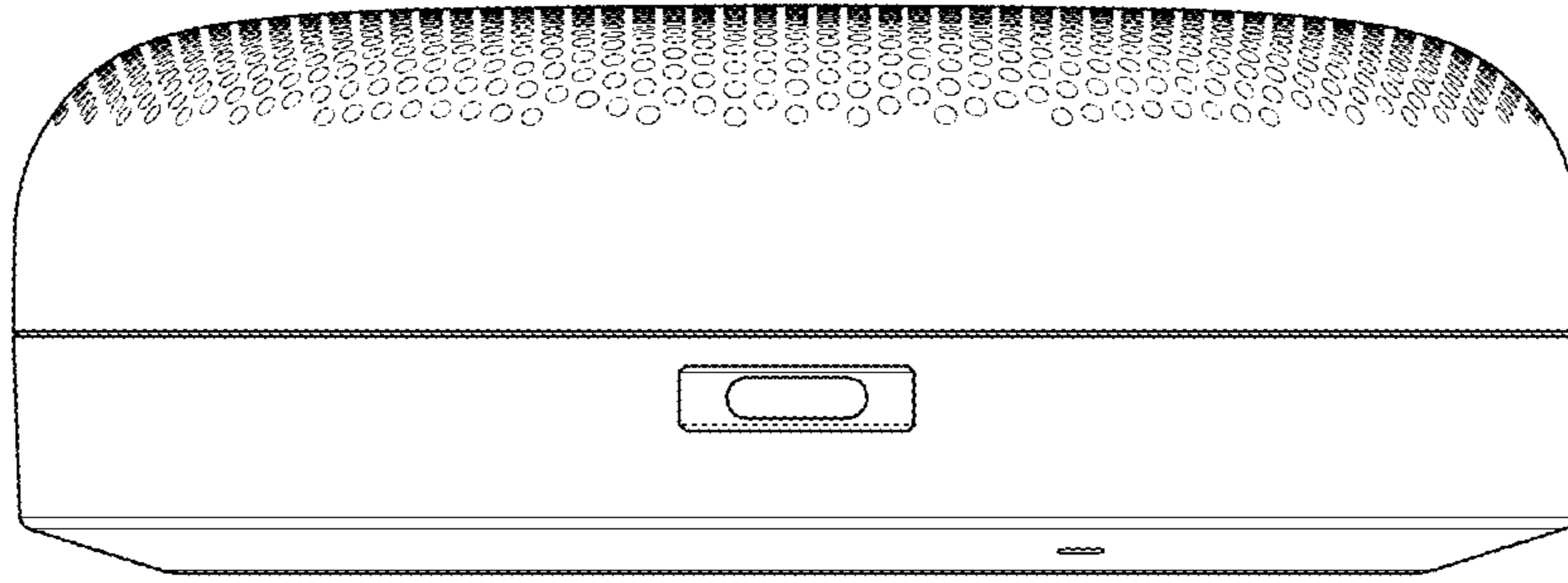
**FIG. 2**



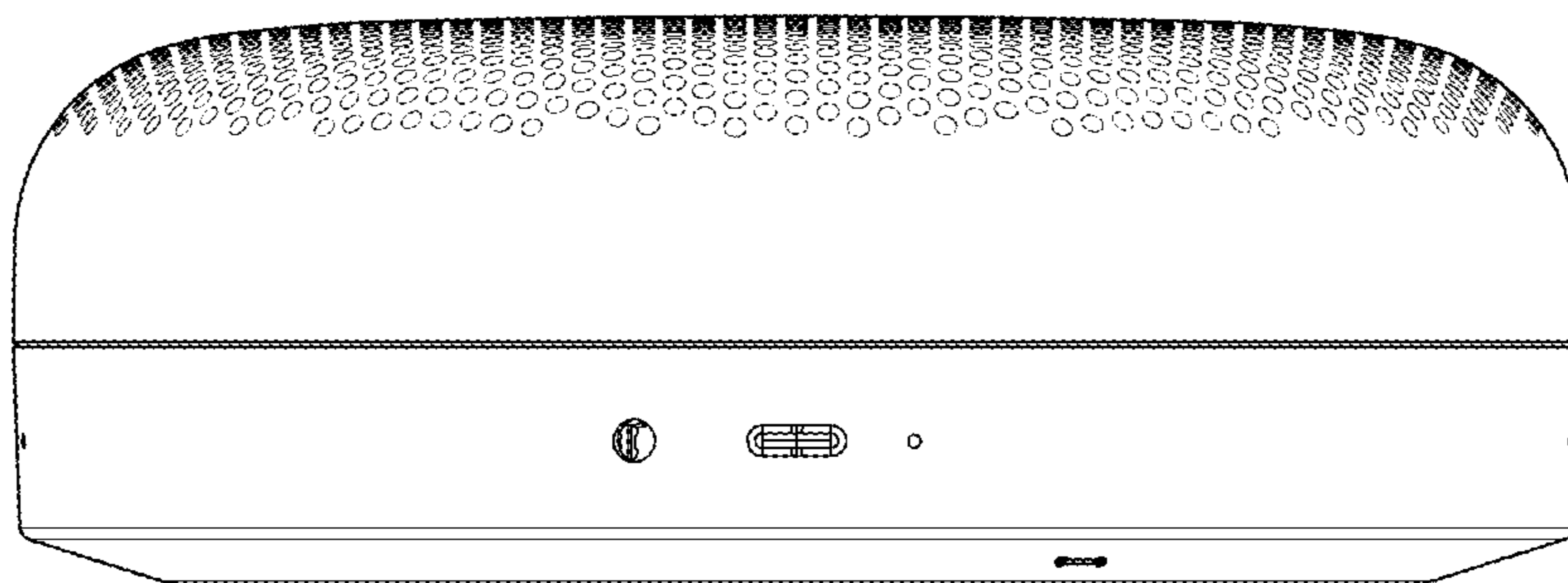
**FIG. 3**



**FIG. 4**



**FIG. 5**



**FIG. 6**



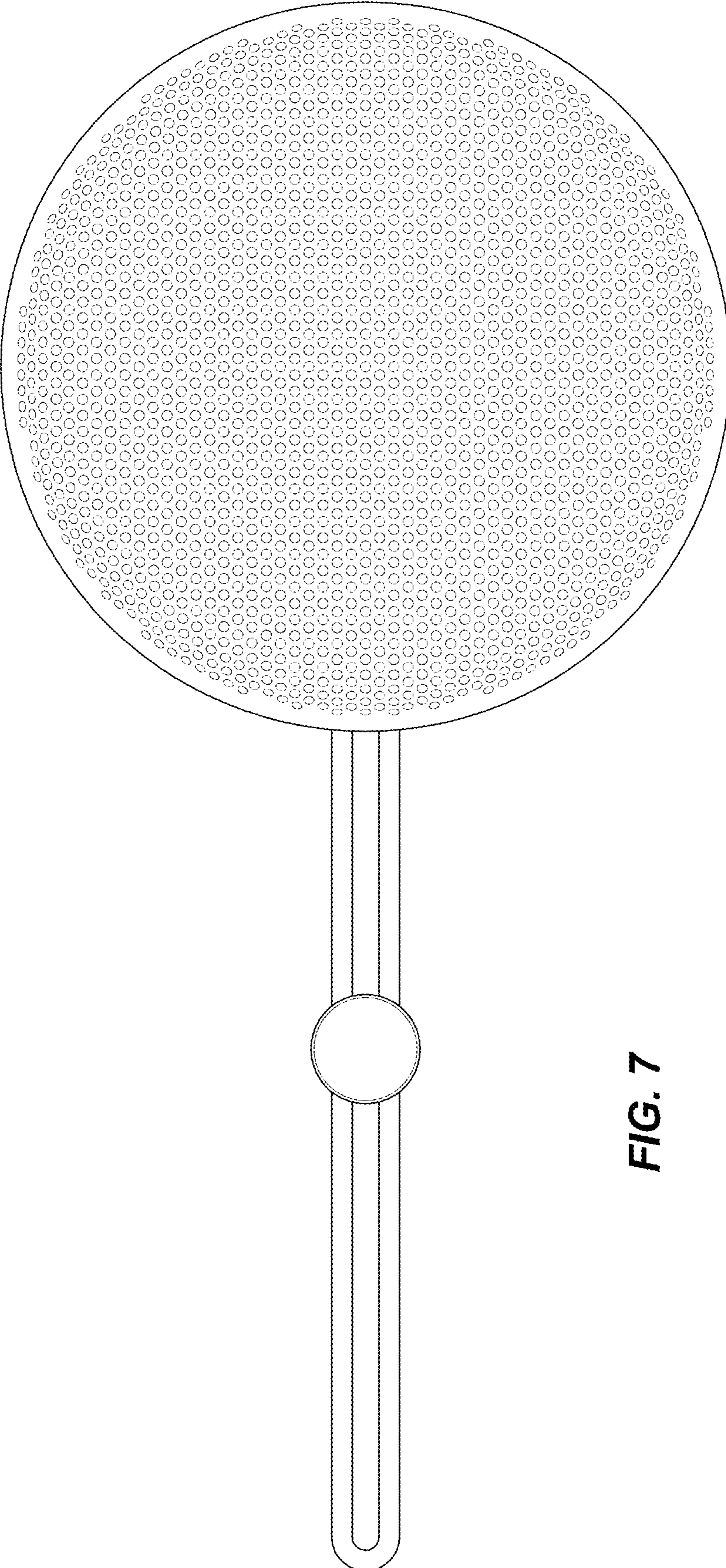


FIG. 7