



US00D919587S

(12) **United States Design Patent** (10) **Patent No.:** **US D919,587 S**
Cao et al. (45) **Date of Patent:** **** May 18, 2021**

(54) **MOBILE PHONE**

D600,690 S * 9/2009 Miyaji D14/341
D688,221 S * 8/2013 Zuffo D14/138 G
D777,129 S * 1/2017 Xu D14/138 G

(71) Applicant: **HUAWEI TECHNOLOGIES CO., LTD.**, Shenzhen (CN)

(Continued)

(72) Inventors: **Guang Cao**, Shanghai (CN); **Ting Xu**, Shanghai (CN); **Jie Huang**, Shanghai (CN)

Primary Examiner — Bridget L Eland

(74) *Attorney, Agent, or Firm* — Kilpatrick Townsend & Stockton LLP

(73) Assignee: **HUAWEI TECHNOLOGIES CO., LTD.**, Shenzhen (CN)

(57) **CLAIM**

The ornamental design for a mobile phone, as shown and described.

(**) Term: **15 Years**

DESCRIPTION

(21) Appl. No.: **29/693,919**

(22) Filed: **Jun. 6, 2019**

(30) **Foreign Application Priority Data**

Jan. 9, 2019 (CN) 201930011365.8

(51) **LOC (13) Cl.** **14-03**

(52) **U.S. Cl.**
USPC **D14/138 G; D14/138 C**

(58) **Field of Classification Search**
USPC D14/138 G, 138 AD, 138 AB, 248, 341, D14/371, 374, 138 R, 138 AA, 138 AC, D14/138 C, 247
CPC H04M 1/0202; H04M 1/0235; H04M 1/0237; H04M 1/0239; H04M 1/0266; H04M 1/0268; H04M 1/027; H04M 1/0295; H04M 1/02; H04M 1/0279; H04M 1/0283
See application file for complete search history.


FIG. 1 is a front elevation view of a mobile phone in a first use state, showing our new design;
FIG. 2 is a front elevation view thereof in a second use state;
FIG. 3 is a back elevation view thereof in the first use state;
FIG. 4 is a back elevation view thereof in the second use state;
FIG. 5 is a top plan view thereof in the first use state;
FIG. 6 is a top plan view thereof in the second use state;
FIG. 7 is a bottom plan view thereof in the first use state;
FIG. 8 is a bottom plan view thereof in the second use state;
FIG. 9 is a left elevation view thereof in the first use state;
FIG. 10 is a left elevation view thereof in the second use state;
FIG. 11 is a right elevation view thereof in the first use state;
FIG. 12 is a right elevation view thereof in the second use state;
FIG. 13 is a first perspective view thereof in the second use state;
FIG. 14 is a second perspective view thereof in the second use state;
FIG. 15 is a first perspective view thereof in the first use state; and,
FIG. 16 is a second perspective view thereof in the first use state.

(56) **References Cited**

U.S. PATENT DOCUMENTS

D515,536 S * 2/2006 Lee D14/138 AA
D548,214 S * 8/2007 Kim D14/138 AD

1 Claim, 16 Drawing Sheets



(56)

References Cited

U.S. PATENT DOCUMENTS

D799,444 S * 10/2017 Seo D14/138 G
D825,511 S * 8/2018 Shin D14/138 G
D856,293 S * 8/2019 Seo D14/138 G
D856,295 S * 8/2019 Kim D14/138 G
D856,955 S * 8/2019 Seo D14/138 G
D863,246 S * 10/2019 Fan D14/138 AD
D867,314 S * 11/2019 Mahonen D14/138 G
D867,317 S * 11/2019 Ha D14/138 G
D869,423 S * 12/2019 Cho D14/138 G
D870,061 S * 12/2019 Mahonen D14/138 G
D875,060 S * 2/2020 Mahonen D14/138 G
D884,689 S * 5/2020 Chen D14/248
D886,755 S * 6/2020 Park D14/138 G
D886,758 S * 6/2020 Wang D14/138 C
D888,700 S * 6/2020 Huang D14/248
D897,303 S * 9/2020 Gong D14/138 G
D897,978 S * 10/2020 Nam D14/138 G
D898,692 S * 10/2020 Lee D14/138 AD
D903,622 S * 12/2020 Fujimura D14/138 G
D909,326 S * 2/2021 Yu D14/138 G
2019/0253542 A1 * 8/2019 Fan H04M 1/0237
2019/0305403 A1 * 10/2019 Wang H01Q 1/10
2020/0322515 A1 * 10/2020 Jia G06F 1/16

* cited by examiner




FIG. 1




FIG. 2




FIG. 3




FIG. 4




FIG. 5




FIG. 6



FIG. 7




FIG. 8




FIG. 9



FIG. 10




FIG. 11




FIG. 12




FIG. 13




FIG. 14




FIG. 15




FIG. 16