



US00D919567S

(12) **United States Design Patent** (10) **Patent No.:** **US D919,567 S**  
**Tomczak et al.** (45) **Date of Patent:** **\*\* May 18, 2021**

(54) **INVERTER CONTROLLER FOR ELECTRIC MOTOR**

(71) Applicant: **Siemens Aktiengesellschaft**, Munich (DE)

(72) Inventors: **Christoph Tomczak**, Erlangen (DE); **Frank Zeitler**, Uttenreuth (DE)

(73) Assignee: **SIEMENS AKTIENGESELLSCHAFT**, Munich (DE)

(\*\*) Term: **15 Years**

(21) Appl. No.: **29/649,075**

(22) Filed: **May 25, 2018**

(30) **Foreign Application Priority Data**

Nov. 27, 2017 (EM) ..... 004523603

(51) **LOC (13) Cl.** ..... **13-02**

(52) **U.S. Cl.**  
USPC ..... **D13/110**

(58) **Field of Classification Search**  
USPC ..... D15/5; D13/110, 118, 124, 162;  
D14/301, 308, 313; D24/232  
CPC ..... H02B 1/20; H02M 7/00  
See application file for complete search history.

(56) **References Cited**

U.S. PATENT DOCUMENTS

D328,058	S	*	7/1992	Suzuki	.....	D13/110
D400,182	S	*	10/1998	Yamada	.....	D13/162
5,949,641	A	*	9/1999	Walker	.....	H02B 1/308 174/70 B
D510,319	S	*	10/2005	Tuomola	.....	D13/110
D562,234	S	*	2/2008	Morihara	.....	D13/110
D646,239	S	*	10/2011	Chandler, Jr.	.....	D13/184
D684,534	S	*	6/2013	Nakahira	.....	D13/110

D686,158	S	*	7/2013	Helosvuori	.....	D13/123
D691,557	S	*	10/2013	Helosvuori	.....	D13/123
D707,176	S	*	6/2014	Choi	.....	D13/110
D708,133	S	*	7/2014	Hakala	.....	D13/110
D713,337	S	*	9/2014	Hakala	.....	D13/110
D724,051	S	*	3/2015	Nakahira	.....	D13/110
D733,653	S	*	7/2015	Sevakivi	.....	D13/123
D742,314	S	*	11/2015	Nishikawa	.....	D13/110
D758,969	S	*	6/2016	Kato	.....	D13/123
D813,160	S	*	3/2018	Baacke	.....	D13/110
D817,273	S	*	5/2018	Kato	.....	D13/110
D836,548	S	*	12/2018	Jauhonen	.....	D13/110
D837,153	S	*	1/2019	Stravets	.....	D13/110
D861,608	S	*	10/2019	Kato	.....	D13/123
D864,113	S	*	10/2019	Zhang	.....	D13/110
2009/0237869	A1	*	9/2009	Kikukawa	.....	H01H 33/6661 361/612
2016/0372895	A1	*	12/2016	Berger	.....	H02B 1/20
2017/0125982	A1	*	5/2017	Bellows	.....	H02B 1/21

(Continued)

*Primary Examiner* — Sheryl Lane

*Assistant Examiner* — Mark T. Philipps

(74) *Attorney, Agent, or Firm* — Henry M. Feiereisen LLC

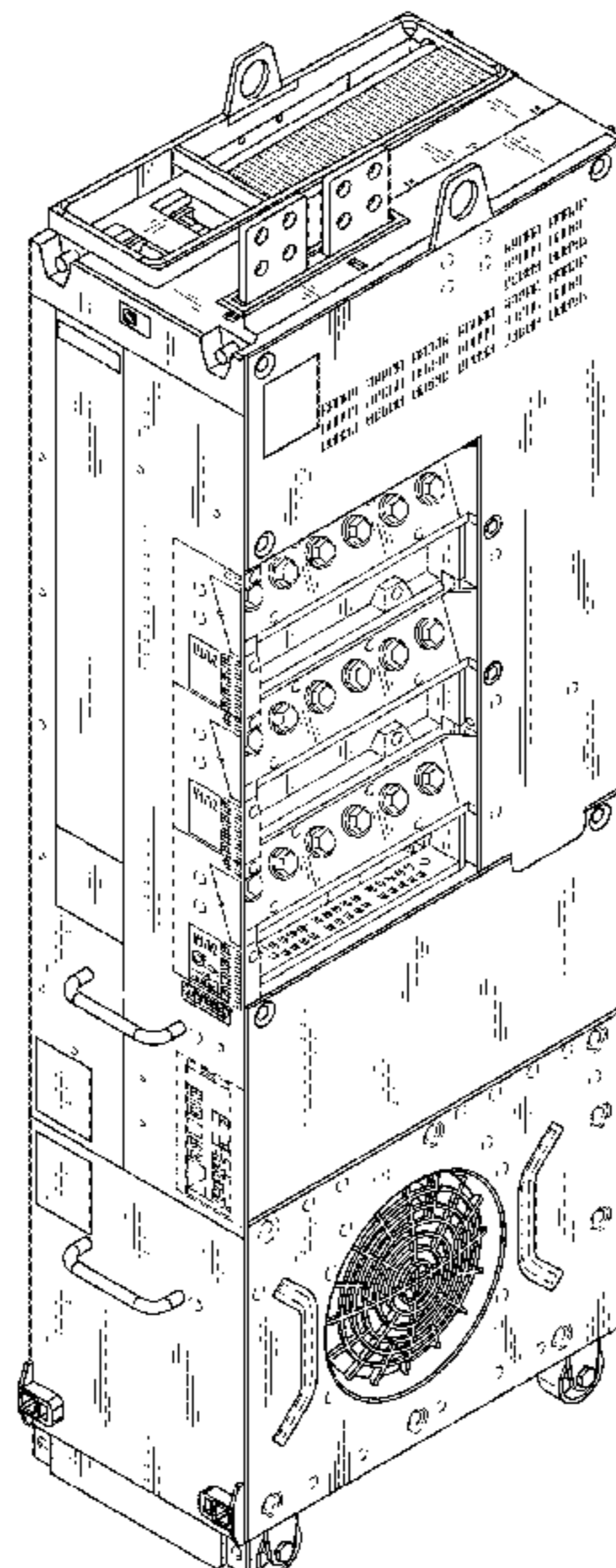
(57) **CLAIM**

The ornamental design for an inverter controller for electric motor, as shown and described.

**DESCRIPTION**

FIG. 1 is a front view of an inverter controller for electric motor, showing our new design;  
 FIG. 2 is a rear view thereof;  
 FIG. 3 is a top view thereof;  
 FIG. 4 is a bottom view thereof;  
 FIG. 5 is a right side view thereof;  
 FIG. 6 is a left side view thereof; and,  
 FIG. 7 is a front, top and right side perspective view thereof.  
 The broken lines depict portions of the inverter controller for electric motor that form no part of the claim.

**1 Claim, 7 Drawing Sheets**



(56)

**References Cited**

U.S. PATENT DOCUMENTS

2017/0149348 A1\* 5/2017 Yanagimoto ..... H02B 1/20  
2020/0008324 A1\* 1/2020 Kwon ..... H05K 7/20

\* cited by examiner

FIG. 1

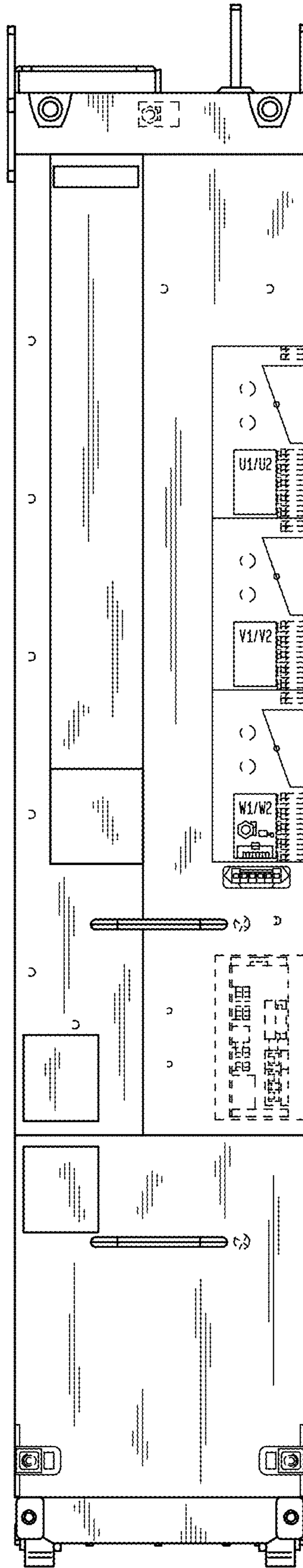


FIG. 2

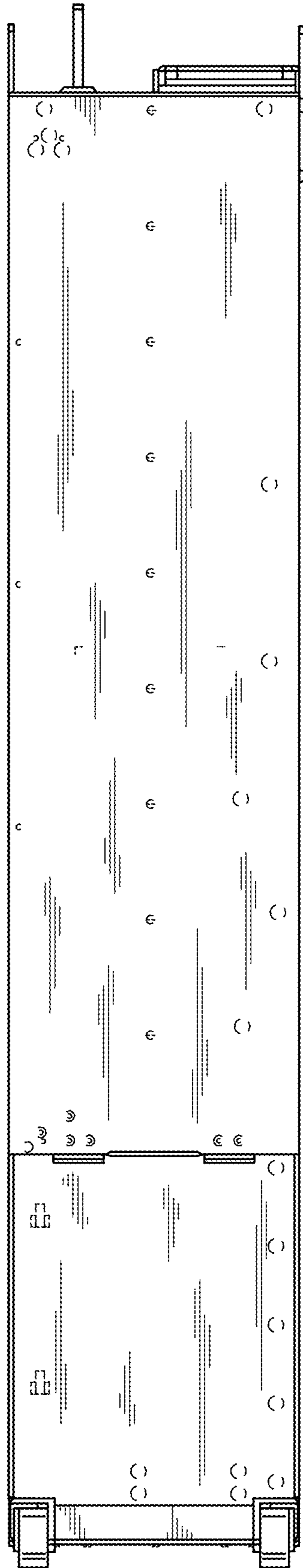


FIG. 3

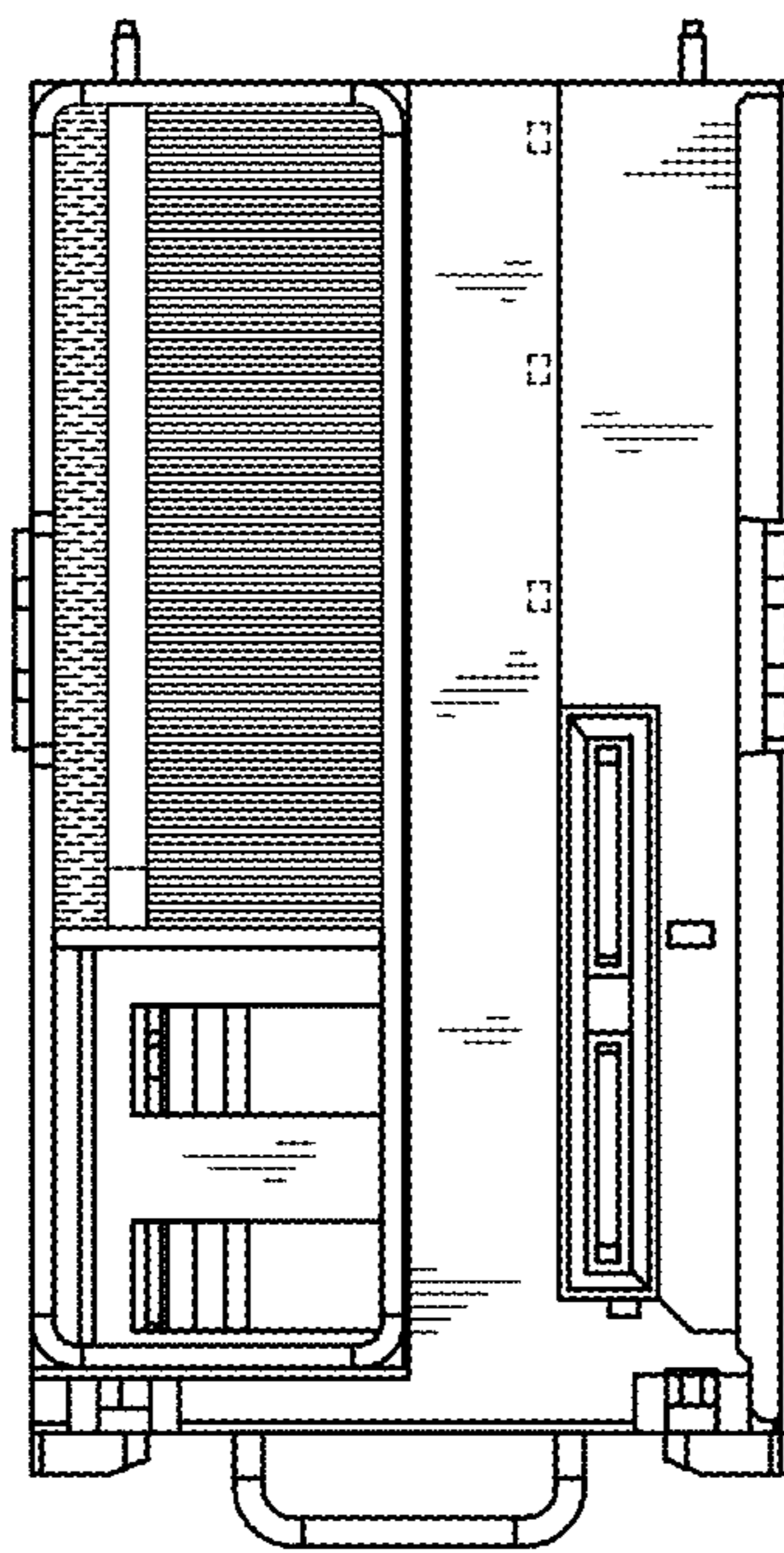


FIG. 4

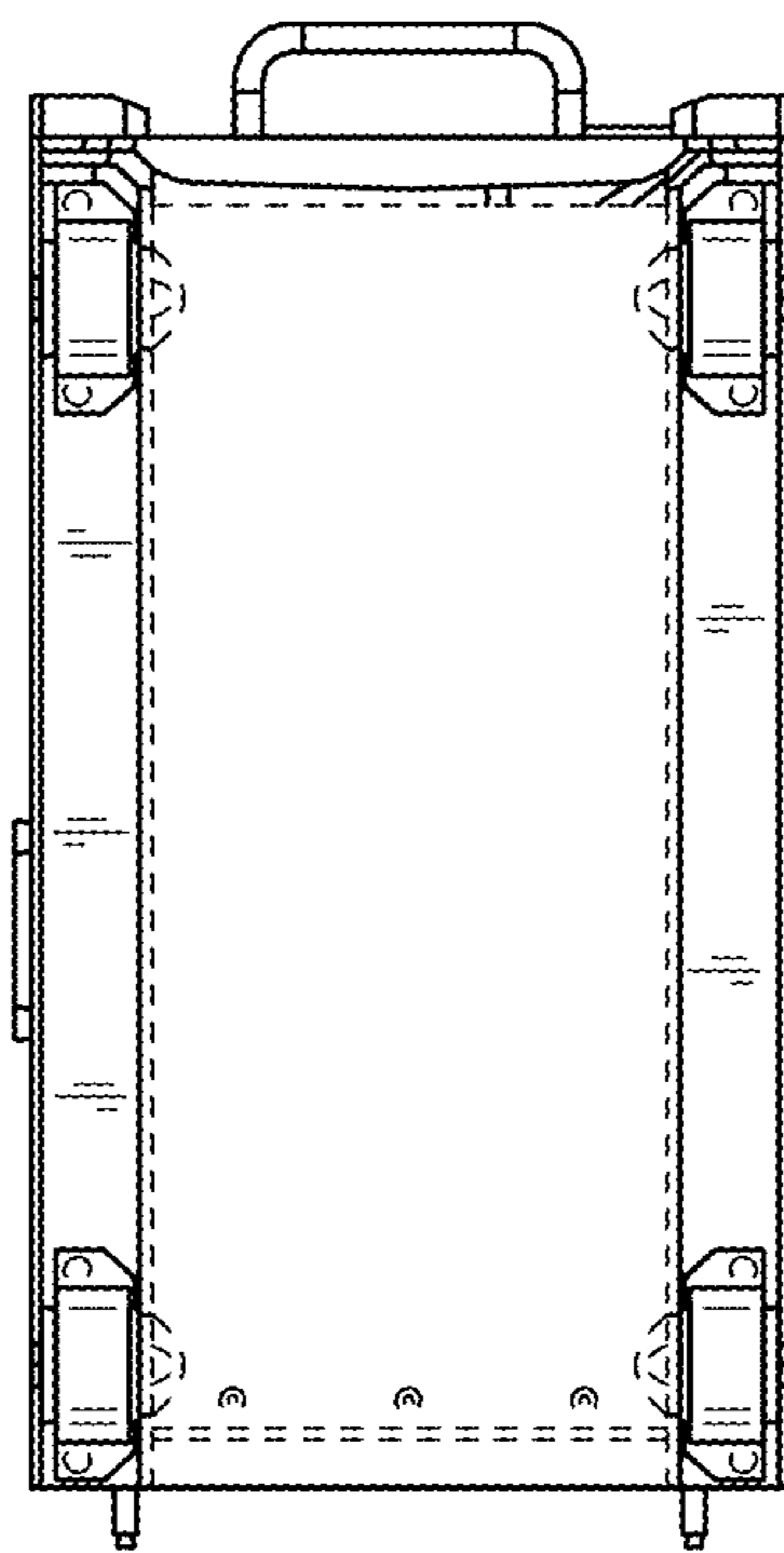




FIG. 5

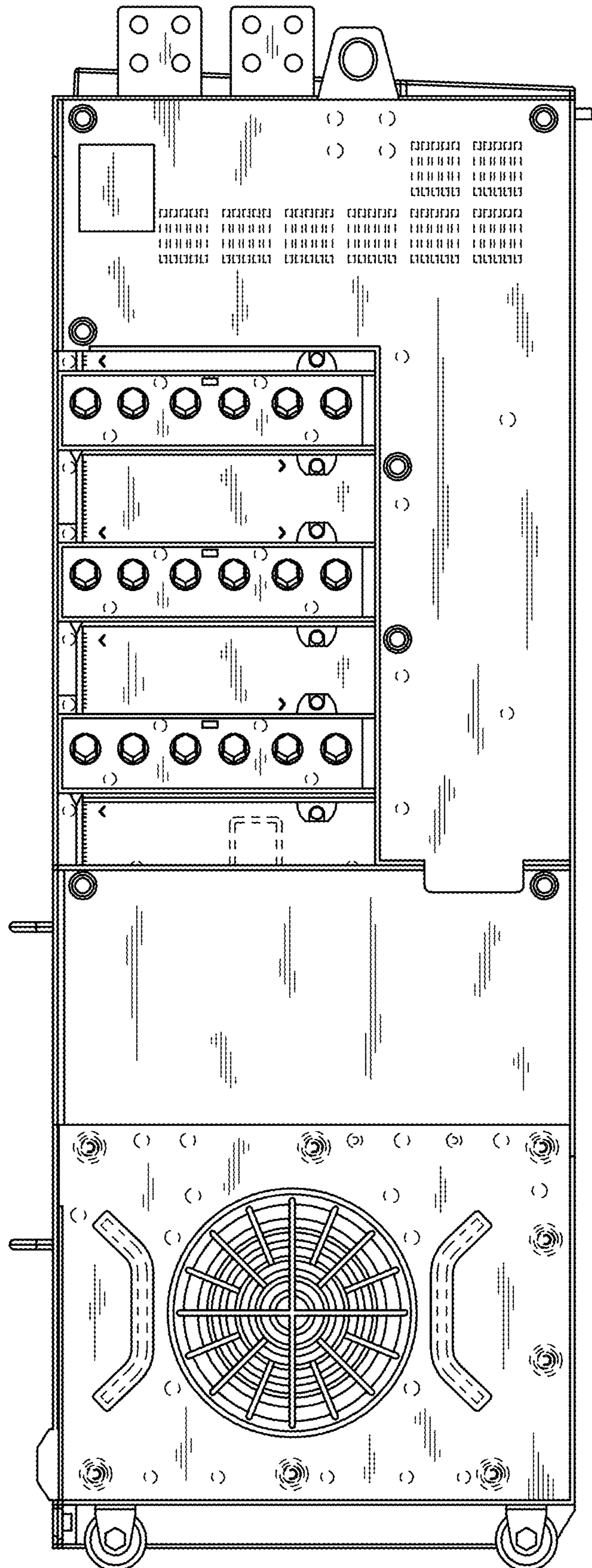


FIG. 6






FIG. 7

