



US00D919549S

(12) **United States Design Patent** (10) **Patent No.:** **US D919,549 S**
Westcott (45) **Date of Patent:** **** May 18, 2021**

(54) **ACCESSORY RACK FOR A VEHICLE**

- (71) Applicant: **Westcott Designs, Inc.**, Cave Creek, AZ (US)
- (72) Inventor: **Jeffrey Richard Westcott**, Cave Creek, AZ (US)
- (73) Assignee: **Westcott Designs, Inc.**, Cave Creek, AZ (US)
- (**) Term: **15 Years**
- (21) Appl. No.: **29/717,538**
- (22) Filed: **Dec. 18, 2019**

Related U.S. Application Data

- (63) Continuation-in-part of application No. 16/365,432, filed on Mar. 26, 2019, now Pat. No. 10,661,722, and (Continued)
- (51) **LOC (13) Cl.** **12-16**
- (52) **U.S. Cl.**
USPC **D12/406**
- (58) **Field of Classification Search**
USPC D12/401-414; D6/610, 611, 552; D3/304-306
(Continued)

(56) **References Cited**

U.S. PATENT DOCUMENTS

- 3,194,467 A 7/1965 Goonan et al.
 - 3,658,201 A 4/1972 Williams et al.
- (Continued)

FOREIGN PATENT DOCUMENTS

- AU 2014210633 7/2017
 - CN 206406843 U 8/2017
- (Continued)

OTHER PUBLICATIONS

Off Road Central, "MCC Wheel Carrier and Dual Jerry Can," <https://web.archive.org/web/20180728064120/http://www.offroadcentral.com.au:80/mcc-wheel-carrier-and-dual-jerry-can-483>, published on Jul. 28, 2018 as per Wayback Machine.
(Continued)

Primary Examiner — Katrina A Betton
(74) *Attorney, Agent, or Firm* — Schmeiser, Olsen & Watts LLP

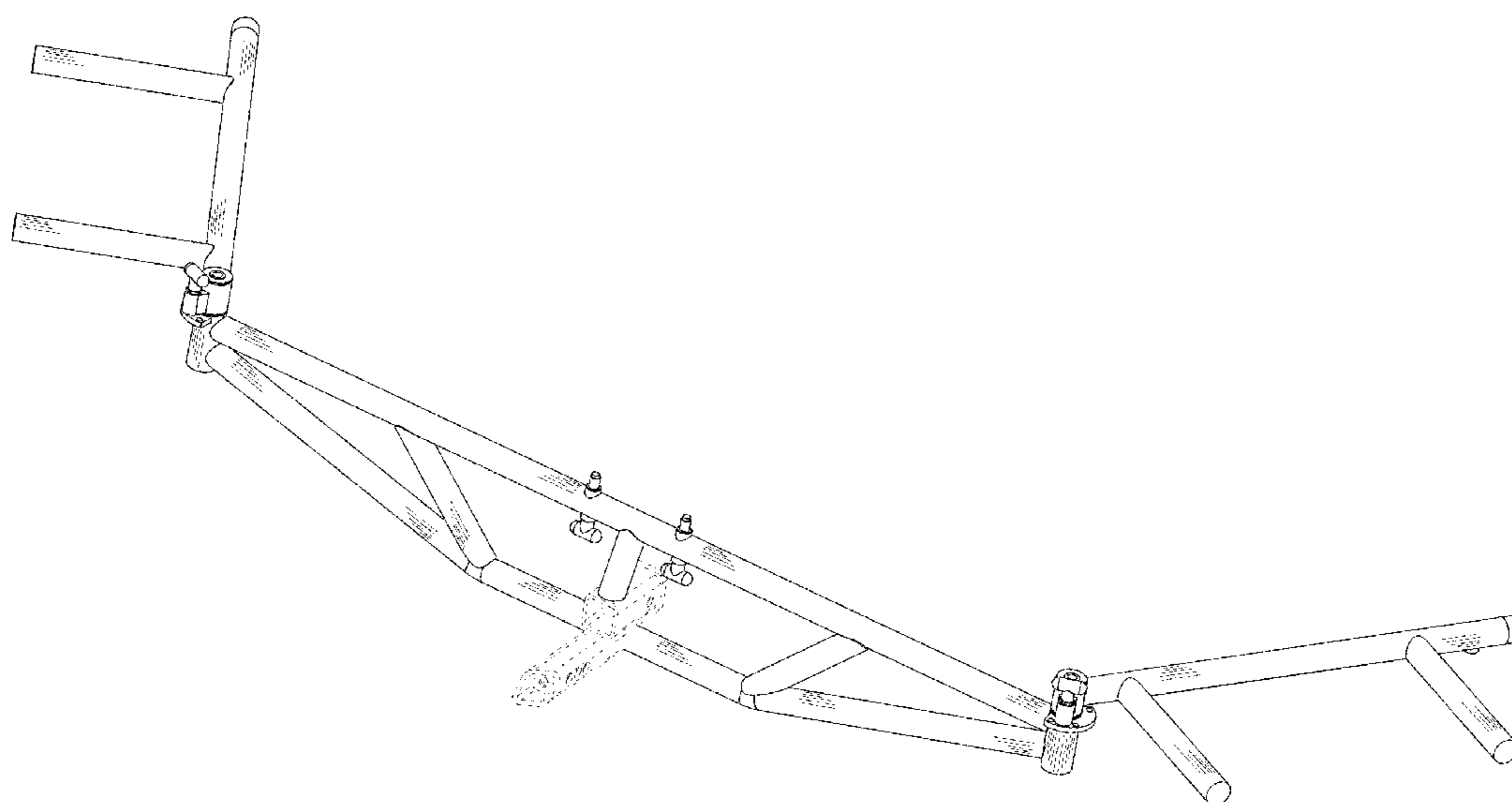
(57) **CLAIM**

An ornamental design for an accessory rack for a vehicle, as shown and described.

DESCRIPTION

FIG. 1 is a front perspective view of an accessory rack for a vehicle, in accordance with an embodiment;
FIG. 2 is a rear perspective view of the accessory rack for a vehicle of FIG. 1, with two swing arms in a closed position;
FIG. 3 is a rear perspective view of the accessory rack for a vehicle of FIG. 1, with two swing arms in an open position;
FIG. 4 is a front view of the accessory rack for a vehicle of FIG. 1;
FIG. 5 is a rear view of the accessory rack for a vehicle of FIG. 1;
FIG. 6 is a top view of the accessory rack for a vehicle of FIG. 1;
FIG. 7 is a bottom view of the accessory rack for a vehicle of FIG. 1;
FIG. 8 is a left side view of the accessory rack for a vehicle of FIG. 1; and,
FIG. 9 is a right side view of the accessory rack for a vehicle of FIG. 1.
In the drawings, thin lines illustrate surface contours, and broken lines illustrate elements which form no part of the claimed design.

1 Claim, 8 Drawing Sheets



Related U.S. Application Data

a continuation-in-part of application No. 16/365,512, filed on Mar. 26, 2019, now Pat. No. 10,611,313, and a continuation-in-part of application No. 16/408,191, filed on May 9, 2019, now Pat. No. 10,759,351.

(58) **Field of Classification Search**

CPC B60R 9/00; B60R 9/02; B60R 9/04; B60R 9/08; B60R 9/042; B60R 9/0423; B60R 9/0426; B60R 9/045; B60R 9/048; B60R 9/0485; B60R 9/05; B60R 9/052; B60R 9/055; B60R 9/058; B60R 9/06; B60R 9/065; B60R 9/10; B60R 9/12

See application file for complete search history.

(56) **References Cited**

U.S. PATENT DOCUMENTS

4,282,994	A	8/1981	Hilliard	
5,094,373	A	3/1992	Lovci	
5,244,133	A	9/1993	Abbott et al.	
5,333,888	A	8/1994	Ball	
5,423,566	A	6/1995	Warrington et al.	
5,439,151	A	8/1995	Clayton	
5,518,159	A	5/1996	DeGuevara	
5,538,168	A	7/1996	Burger	
5,544,799	A	8/1996	Didlake	
5,685,686	A	11/1997	Burns	
5,806,736	A	9/1998	Kincart	
5,842,615	A	12/1998	Goodness	
5,884,826	A	3/1999	Shaver	
5,950,617	A	9/1999	Lorenz	
6,105,989	A	8/2000	Linger	
6,164,508	A	12/2000	van Veenen	
6,189,754	B1	2/2001	Cutajar et al.	
6,237,823	B1	5/2001	Stewart et al.	
6,386,410	B1	5/2002	Van Dusen et al.	
6,701,913	B1	3/2004	Leduc et al.	
6,835,021	B1	12/2004	McMillan	
D505,649	S	5/2005	Kenney	
6,923,351	B2	8/2005	Roehmer et al.	
7,281,646	B2	10/2007	Flannery	
7,316,339	B2 *	1/2008	Zhang	B60R 9/06 224/42.34

7,448,640	B2	11/2008	Weaver	
7,591,404	B2	9/2009	Leduc et al.	
7,810,439	B2	10/2010	Bless	
7,823,904	B2	11/2010	Coy	
8,262,121	B2	9/2012	Beck	
8,419,041	B2	4/2013	Besette et al.	
8,944,516	B2	2/2015	Eidsmore	
9,421,836	B1	8/2016	Ford et al.	
9,475,353	B2	10/2016	Mehlen	
9,586,450	B2	3/2017	Ford	
10,479,284	B1	11/2019	Salyer	
D881,791	S *	4/2020	Ni	D12/406
10,661,845	B2	5/2020	Wymore	
D890,685	S *	7/2020	Chen	D12/406
D894,091	S *	8/2020	Morris	D12/412
D909,282	S *	2/2021	Cheng	D12/406
D911,253	S *	2/2021	Wang	D12/406
2002/0043259	A1	4/2002	Brennan	
2002/0171226	A1	11/2002	McCoy et al.	
2004/0150189	A1	8/2004	Deanda	
2006/0151555	A1 *	7/2006	Mills	B60R 9/06 224/509
2009/0277856	A1 *	11/2009	Lin	B60R 9/06 211/195
2010/0001029	A1 *	1/2010	Tai	B60R 9/06 224/499
2010/0176170	A1	7/2010	O'Hare	
2011/0278336	A1	11/2011	Landrum	
2012/0292357	A1	11/2012	Tennyson	
2015/0115010	A1	4/2015	Ziola	
2017/0225599	A1 *	8/2017	Russo	B60D 1/58
2018/0265014	A1	9/2018	Phillips	
2019/0077329	A1 *	3/2019	Sablatura	B60R 9/06

FOREIGN PATENT DOCUMENTS

DE	202016105755	U1	2/2018
EP	1008491	B1	11/1999

OTHER PUBLICATIONS

Aluminess Products, Inc., Ford Econoline Van Rear Bumper for 2008-2014, <https://www.aluminess.com/ford/ford-vans-2008-2013/rear-bumper/>, Jan. 9, 2019, Aluminess Products, Inc., United States.

* cited by examiner

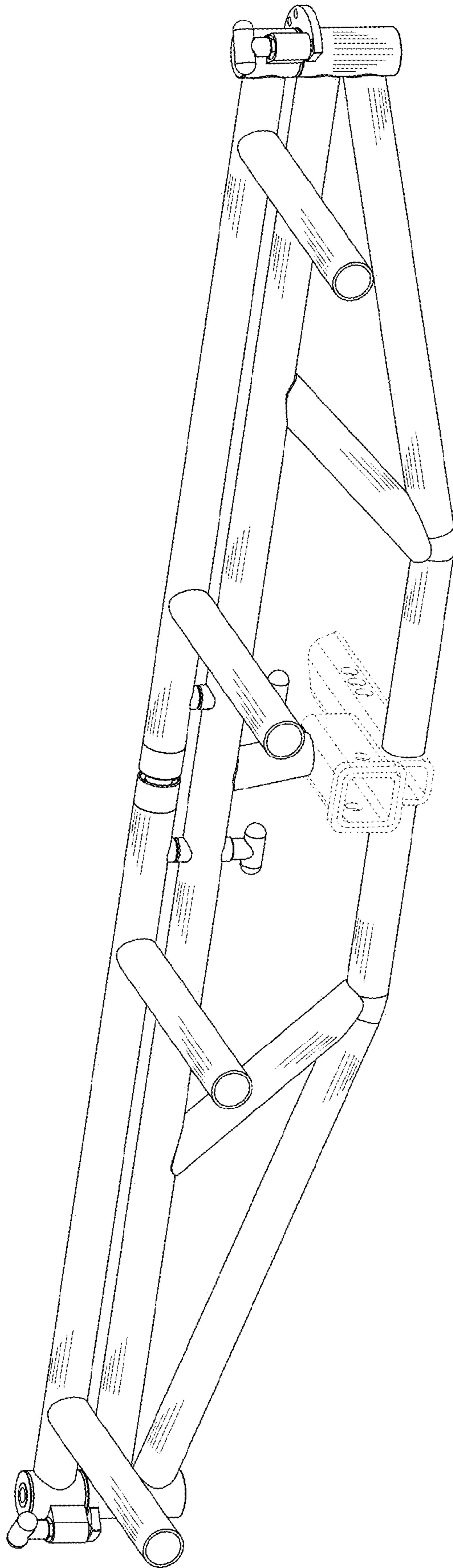


FIG. 1

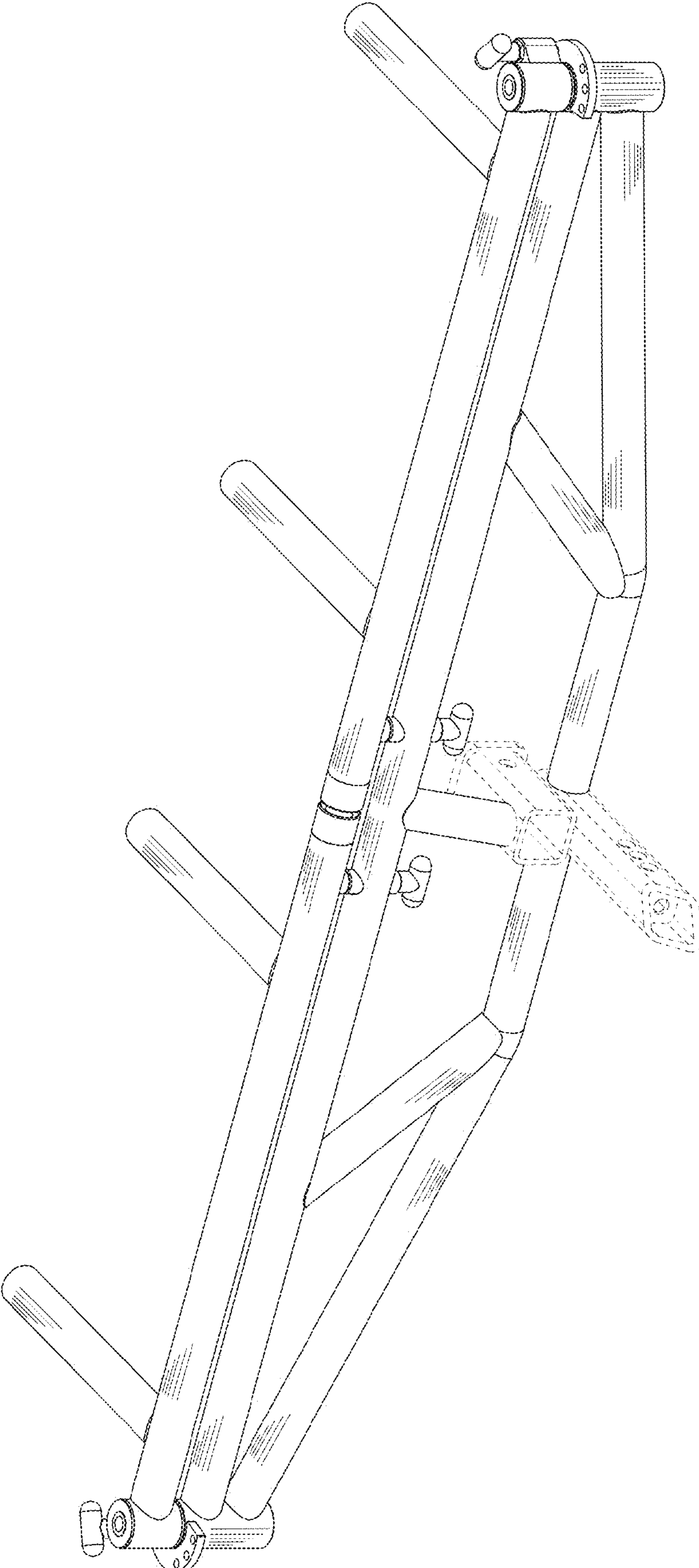


FIG. 2

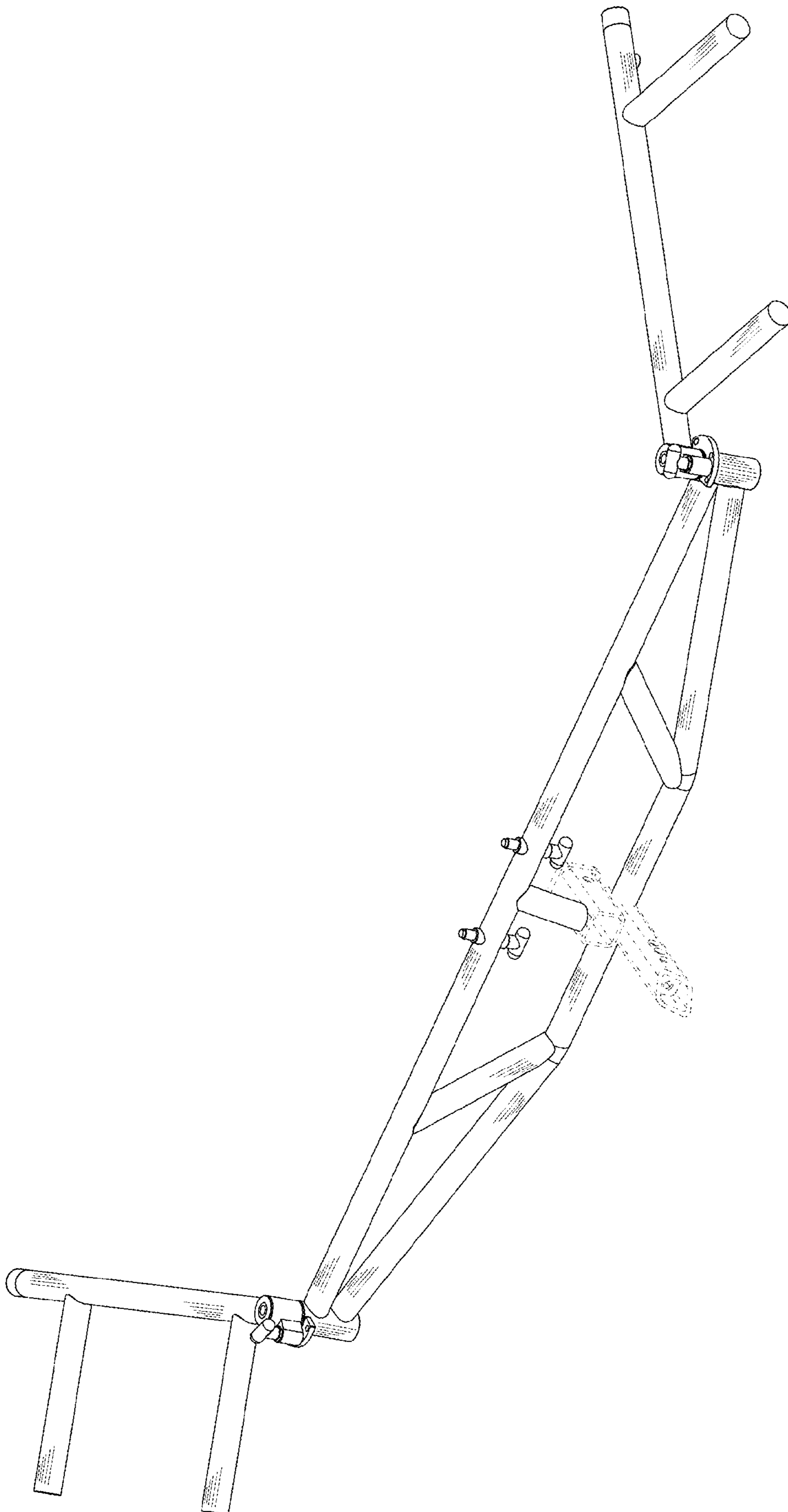


FIG. 3

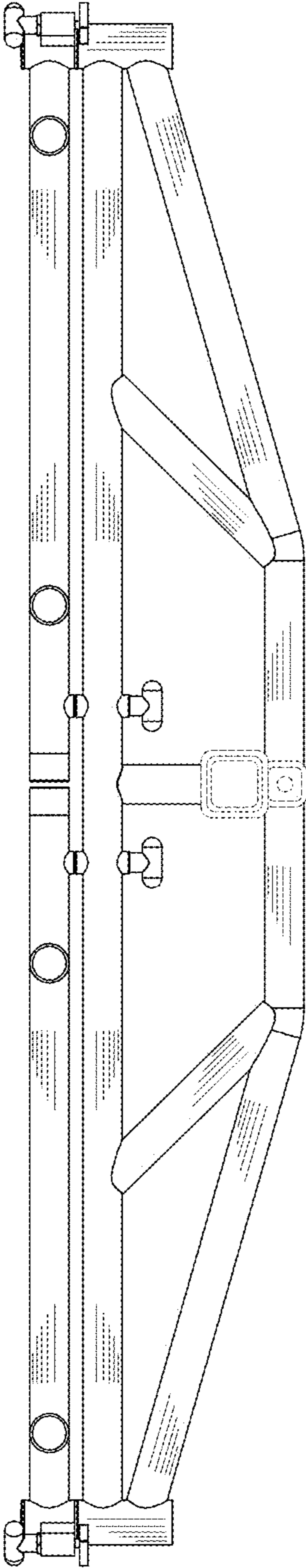


FIG. 4

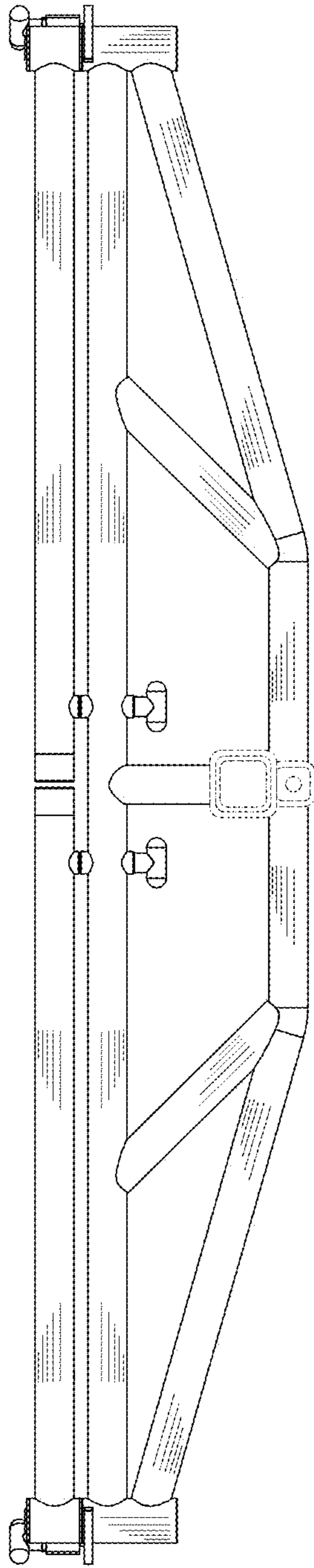


FIG. 5

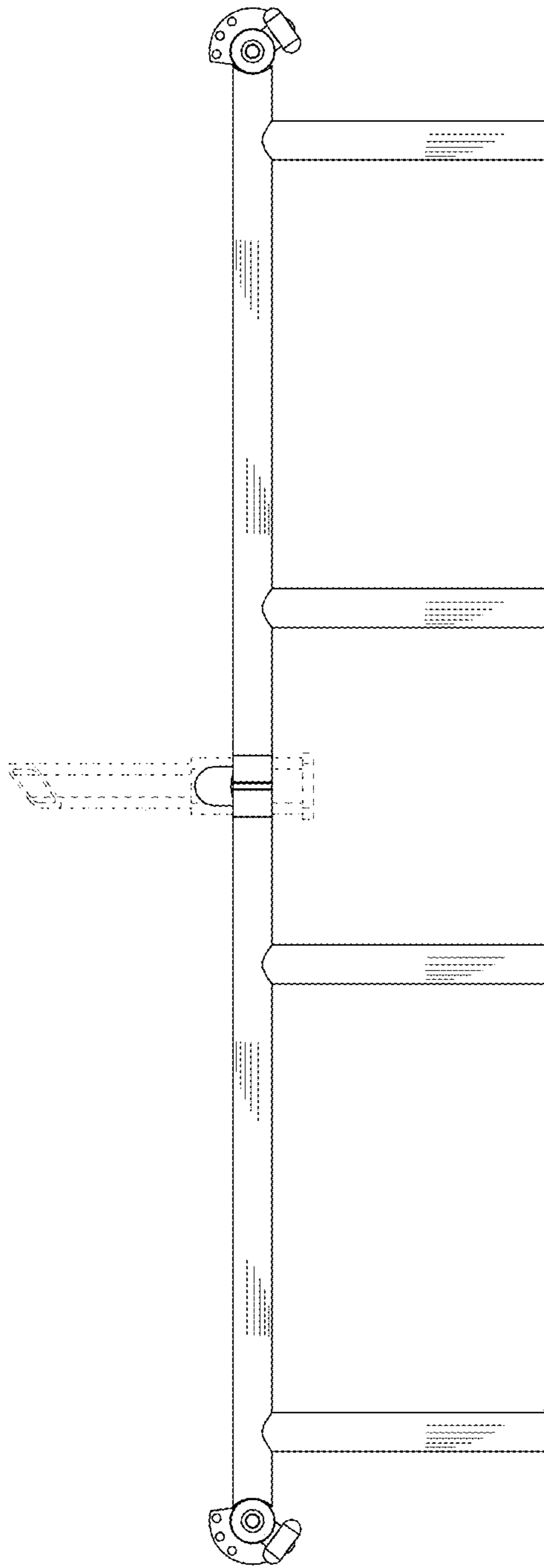


FIG. 6

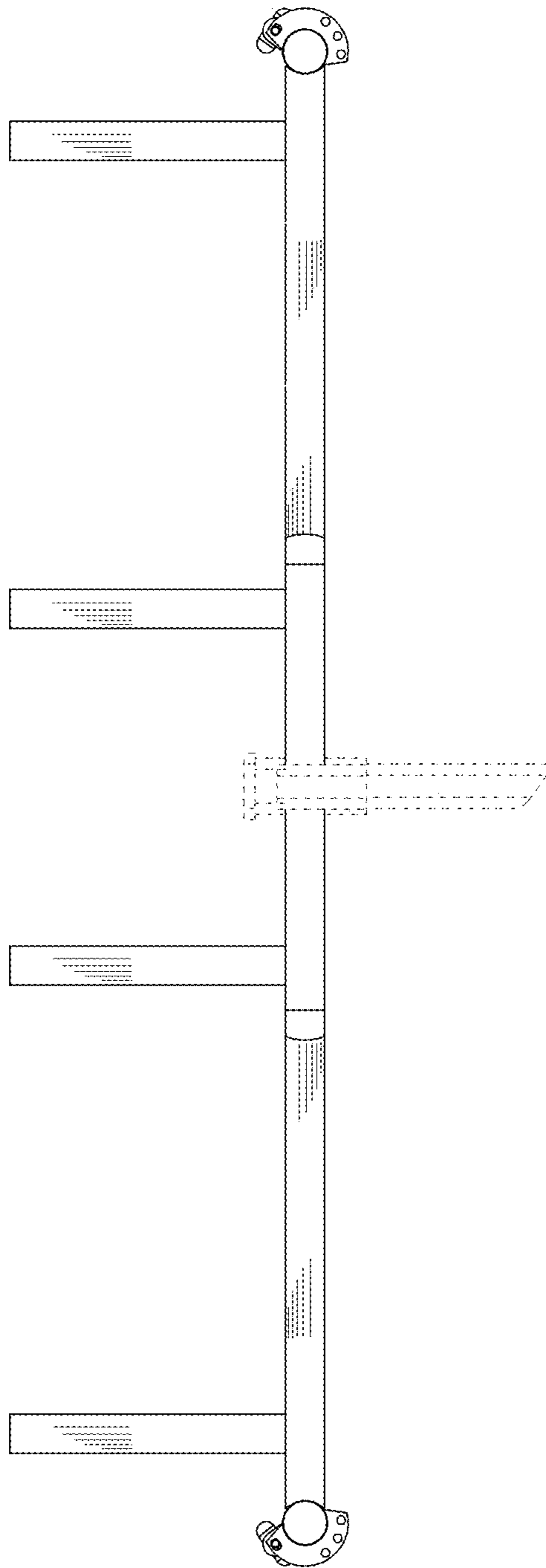


FIG. 7

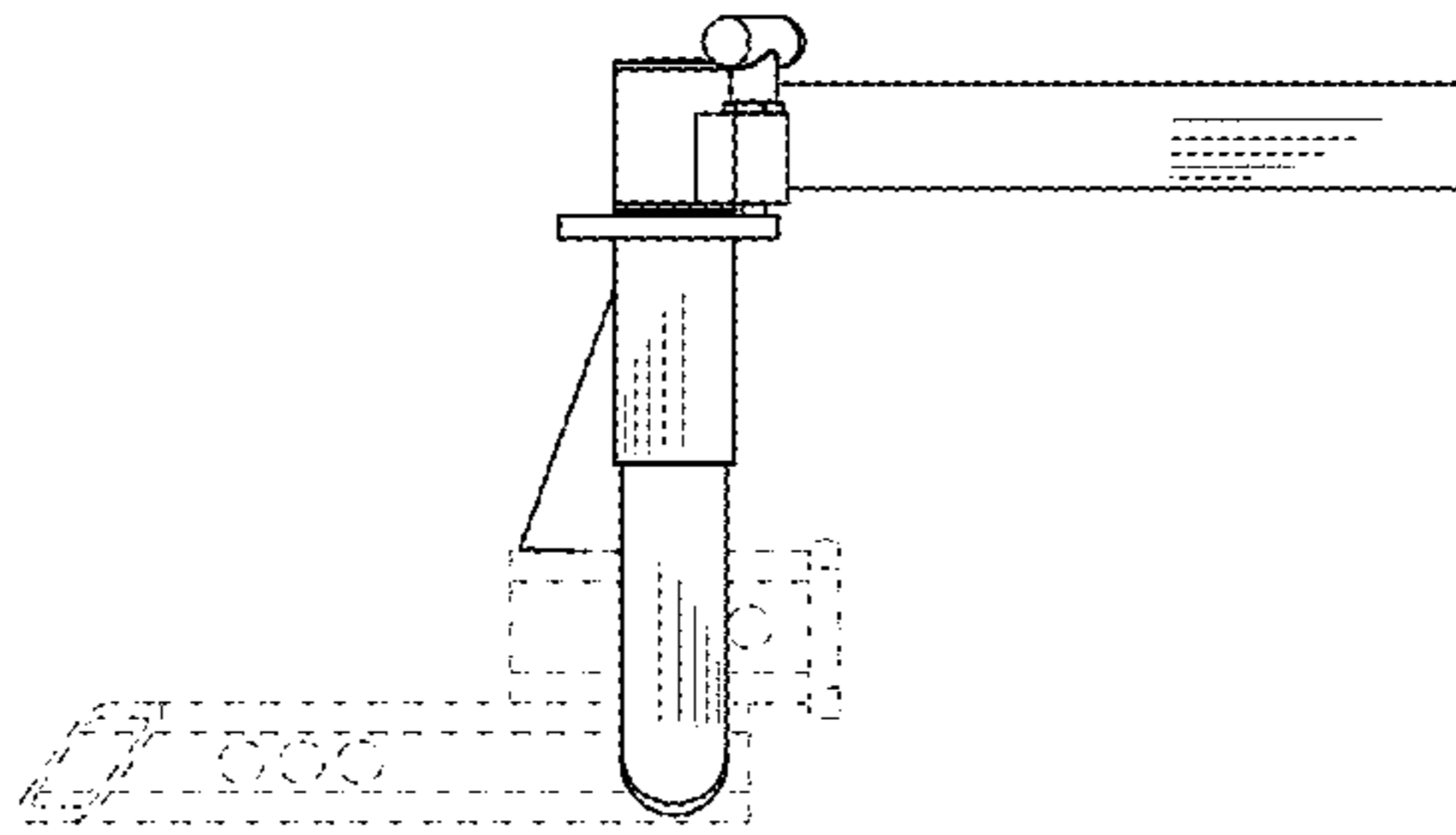


FIG. 8

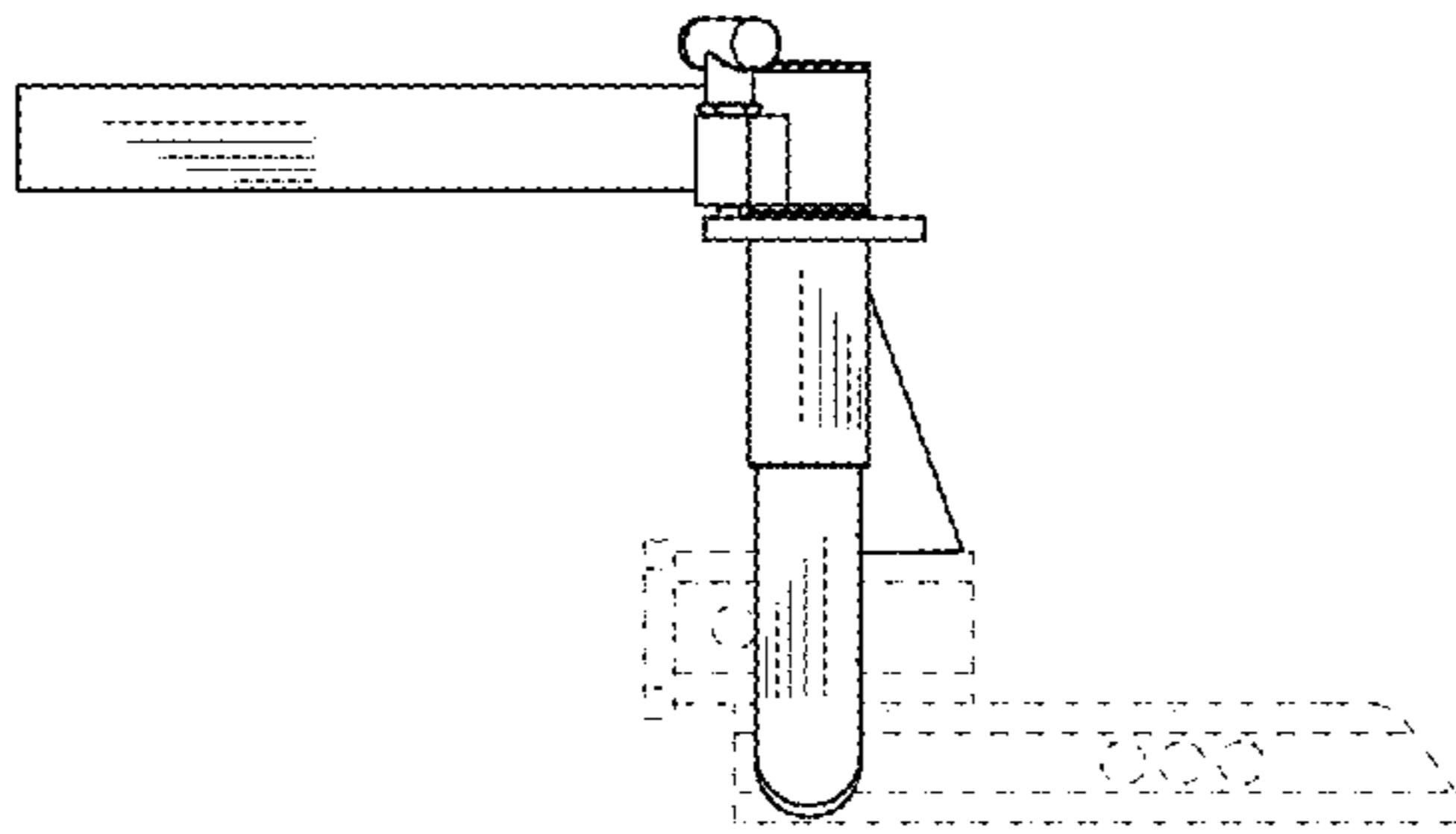


FIG. 9