



US00D919536S

(12) **United States Design Patent**
Diamond et al.

(10) **Patent No.:** **US D919,536 S**

(45) **Date of Patent:** **** May 18, 2021**

(54) **FLOOR MAT**

(71) Applicant: **Plasticolor Molded Products Inc.**,
Fullerton, CA (US)

(72) Inventors: **Shawn A. Diamond**, Fullerton, CA
(US); **Eric M. Peterson**, Fullerton, CA
(US); **Ryan Olson**, Fullerton, CA (US)

(73) Assignee: **Plasticolor Molded Products Inc.**,
Fullerton, CA (US)

(**) Term: **15 Years**

(21) Appl. No.: **29/738,641**

(22) Filed: **Jun. 18, 2020**

D516,977 S *	3/2006	Keilhauer	D12/203
D517,465 S *	3/2006	Hussaini	D12/203
D548,663 S *	8/2007	Thomas	D12/203
D647,447 S *	10/2011	Lu	D12/203
D650,730 S *	12/2011	Jeackjuntra	D12/203
D663,667 S *	7/2012	Yang	D12/203
D697,856 S *	1/2014	Kingsbury	D12/203
D701,061 S *	3/2014	Allen	D6/582
D707,981 S *	7/2014	Allen	D6/585
D758,761 S *	6/2016	Chang	D6/582
D770,956 S *	11/2016	Yang	D12/203
D774,327 S *	12/2016	Chang	D6/583
D775,571 S *	1/2017	Gross	D12/203
D792,302 S *	7/2017	Gross	D12/203
D793,316 S *	8/2017	Gross	D12/203
D793,935 S *	8/2017	Alesi	D12/203
D813,136 S *	3/2018	Gross	D12/203
D813,776 S *	3/2018	Jaimes	D12/203
D887,934 S *	6/2020	Diamond	D12/203

* cited by examiner

Related U.S. Application Data

(62) Division of application No. 29/670,688, filed on Nov. 19, 2018, now Pat. No. Des. 887,934.

(51) **LOC (13) Cl.** **12-16**

(52) **U.S. Cl.**
USPC **D12/203**

(58) **Field of Classification Search**
USPC D12/203, 221; D6/582-586, 592-594
CPC B60R 13/01; B60N 3/044; B60N 3/04
See application file for complete search history.

References Cited

U.S. PATENT DOCUMENTS

D302,417 S *	7/1989	Lehner	D12/203
5,021,277 A *	6/1991	Fan	B60N 3/044
				15/215
D388,647 S *	1/1998	Odell	D10/109.1
D394,036 S *	5/1998	Mauffette	D12/203
D436,566 S *	1/2001	Iacovelli	D12/203
D510,553 S *	10/2005	Hussaini	D12/203
D512,358 S *	12/2005	Hussaini	D12/203

Primary Examiner — Michelle E. Wilson

Assistant Examiner — Clese Moore, Jr.

(74) *Attorney, Agent, or Firm* — Stradling Yocca Carlson & Rauth

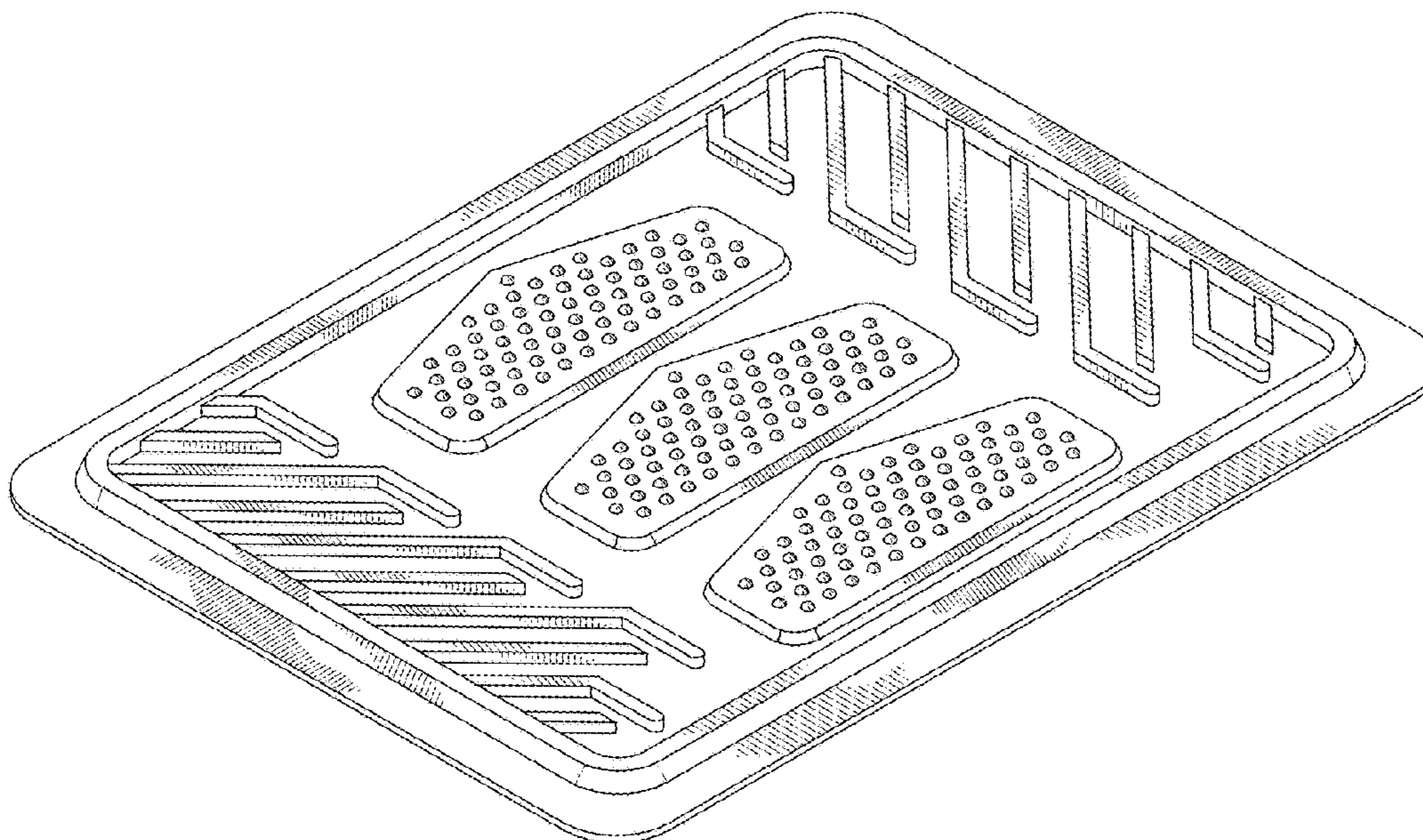
(57) **CLAIM**

The ornamental design of the floor mat, as shown and described.

DESCRIPTION

FIG. 1 is a top right perspective view showing the top, front, and left sides of a floor mat;
FIG. 2 is a top plan view thereof;
FIG. 3 is a bottom plan view thereof;
FIG. 4 is a right side elevation view thereof;
FIG. 5 is a left side elevation view thereof;
FIG. 6 is a rear view thereof; and,
FIG. 7 is a front view thereof.

1 Claim, 3 Drawing Sheets



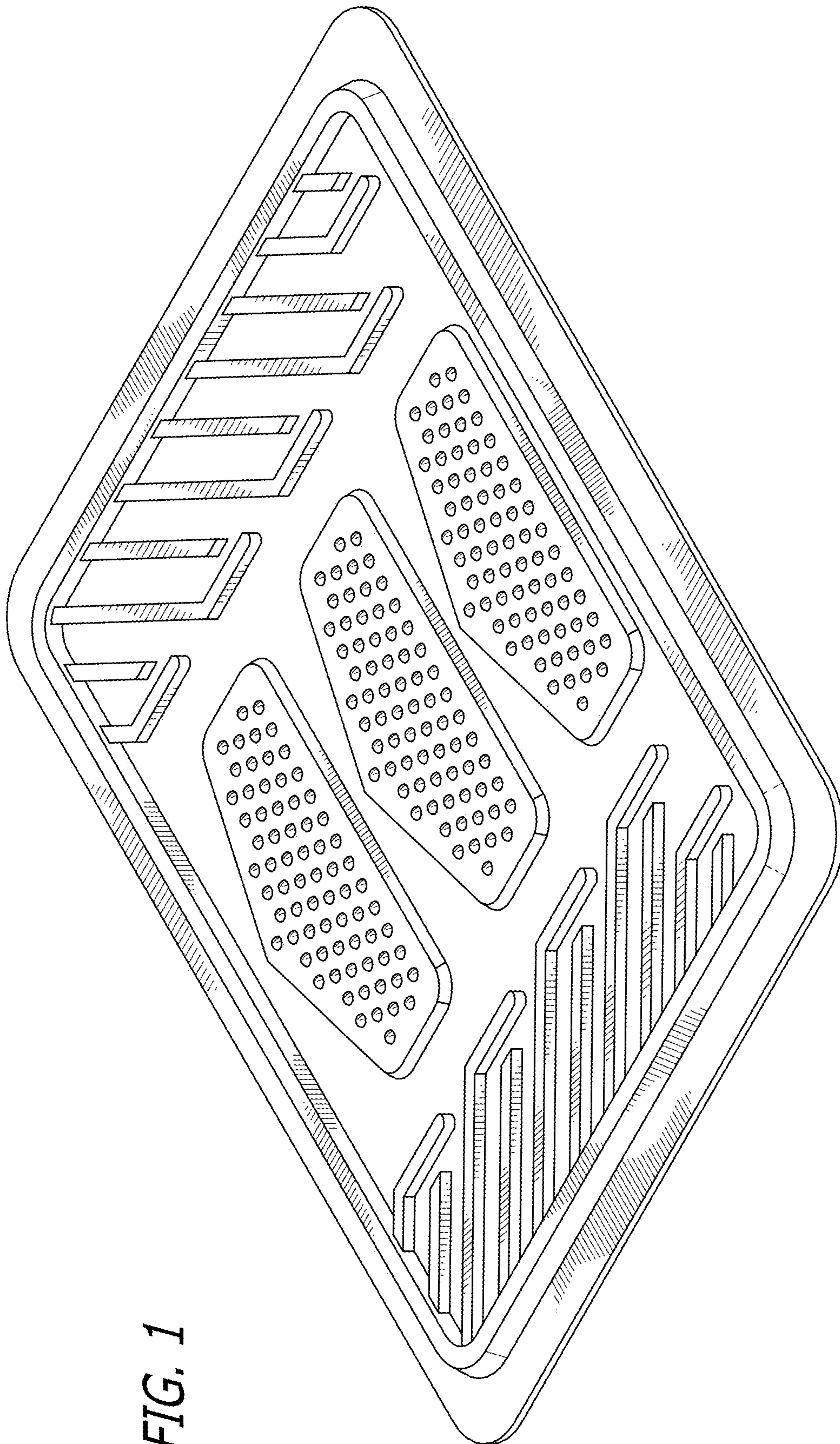


FIG. 1

FIG. 2


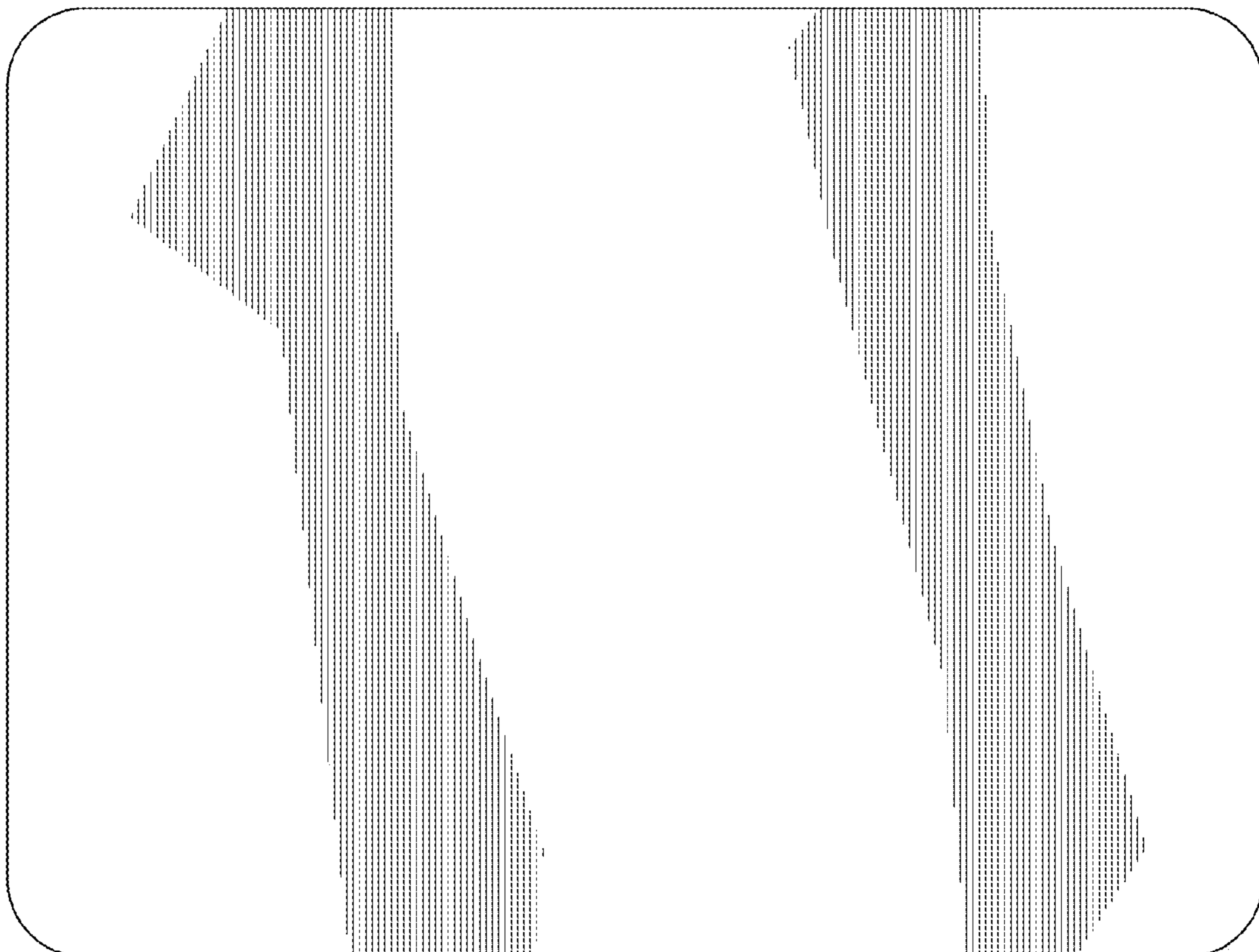


FIG. 3



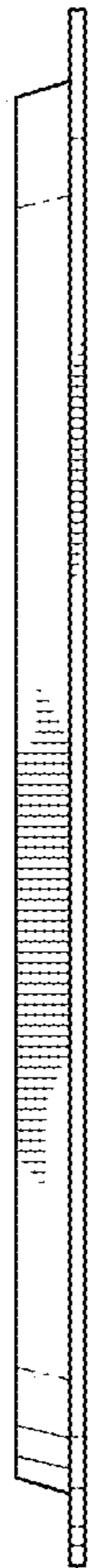


FIG. 4

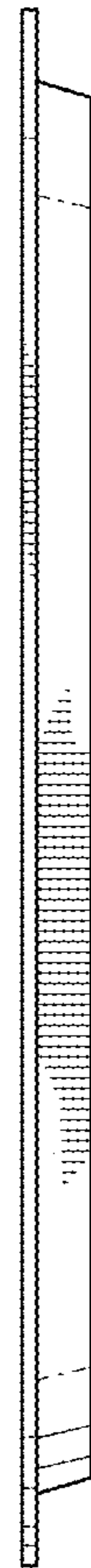


FIG. 5



FIG. 6




FIG. 7