



US00D919525S

(12) **United States Design Patent** (10) **Patent No.:** **US D919,525 S**
Piaskowski et al. (45) **Date of Patent:** **** May 18, 2021**

(54) **VEHICLE WINDSHIELD**

D821,276 S * 6/2018 Gueler D12/182
D822,564 S * 7/2018 Gueler D12/182
D826,809 S * 8/2018 Schiavone D12/182
D896,140 S * 9/2020 von Holzhausen D12/182

(71) Applicant: **Ford Global Technologies, LLC,**
Dearborn, MI (US)

(72) Inventors: **Joel Piaskowski,** Birmingham, MI (US); **Gordon M. Platto,** Troy, MI (US); **Christopher G. Walter,** Traverse City, MI (US); **Colin R. Bonathan,** Dearborn, MI (US); **Omead Dorandishyazdi,** Superior Township, MI (US); **Aditya Narayan,** Detroit, MI (US)

(73) Assignee: **Ford Global Technologies, LLC,**
Dearborn, MI (US)

(**) Term: **15 Years**

(21) Appl. No.: **29/708,904**

(22) Filed: **Oct. 10, 2019**

(51) **LOC (13) Cl.** **12-16**

(52) **U.S. Cl.**
USPC **D12/182**

(58) **Field of Classification Search**
USPC D12/182, 183, 317
CPC B32B 3/00
See application file for complete search history.

(56) **References Cited**

U.S. PATENT DOCUMENTS

D756,867 S * 5/2016 Wolff D12/182
D786,157 S * 5/2017 Schiavone D12/182
D803,118 S * 11/2017 Bucher D12/182
D805,977 S * 12/2017 Platto D12/182
D805,978 S * 12/2017 Platto D12/182
D813,762 S * 3/2018 Bucher D12/182
D813,763 S * 3/2018 Bucher D12/182
D813,765 S * 3/2018 Woodhouse D12/182
D813,766 S * 3/2018 Woodhouse D12/182

OTHER PUBLICATIONS

Meghan Drummond, 2020 Mustang Hybrid, <https://www.cjponyparts.com/resources/2020-mustang-hybrid> Sep. 13, 2019.
Andrew Krok, Ford's 'Mustang-inspired' electric SUV: Everything we know, <https://www.cnet.com/roadshow/news/ford-mustang-inspired-electric-sub-details-rumors> Oct. 2, 2019.
Ford News Clips—Briefing, Ford's EV Strategy takes Shape In Search For Popularity and Profit, Sep. 3, 2019.

* cited by examiner

Primary Examiner — Katrina A Betton

(74) *Attorney, Agent, or Firm* — Michael Spenner

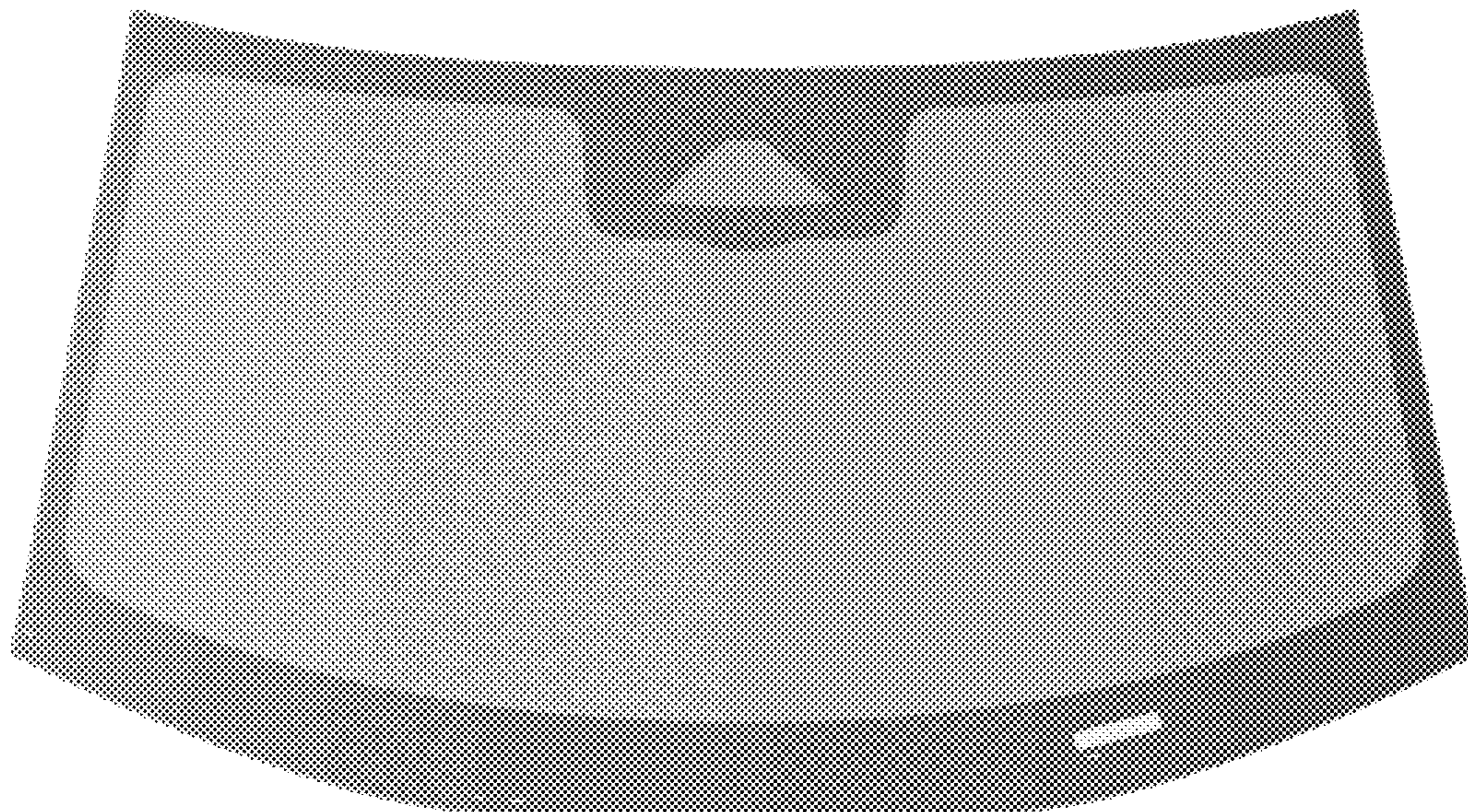
(57) **CLAIM**

The ornamental design for a vehicle windshield, as shown and described.

DESCRIPTION

FIG. 1 is a front elevational view of a vehicle windshield, showing our new design;
FIG. 2 is a left side elevational view thereof;
FIG. 3 is a right side elevational view thereof;
FIG. 4 is a top plan view thereof;
FIG. 5 is a bottom plan view thereof;
FIG. 6 is a top, front and left side perspective view thereof; and,
FIG. 7 is a top, front and right side perspective view thereof. The claimed design is indicated by the relatively dark portions in the figures. The de-emphasized and relatively light portions form no part of the claimed design.

1 Claim, 7 Drawing Sheets






Fig. 1




Fig. 2




Fig. 3

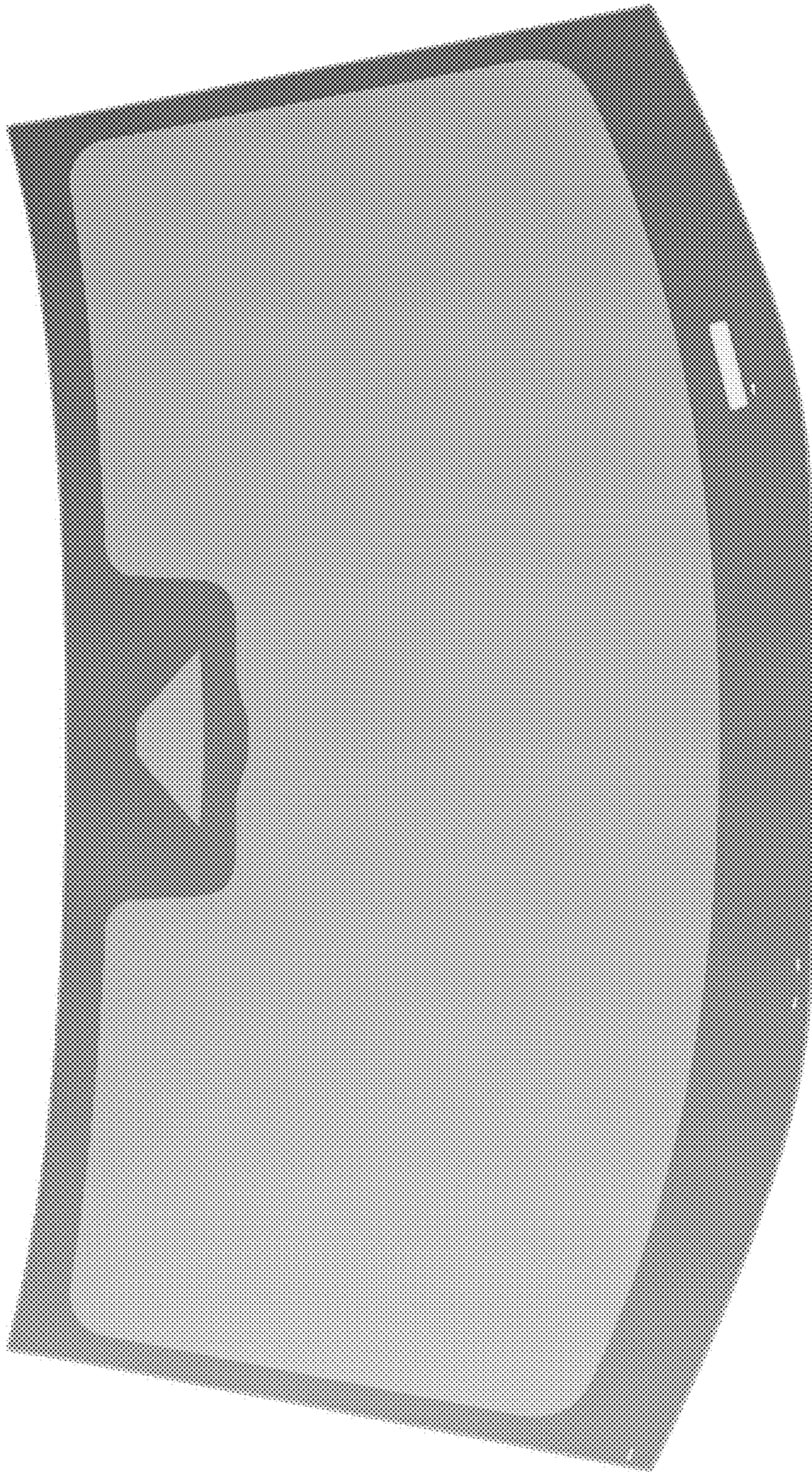



Fig.4

Fig. 5



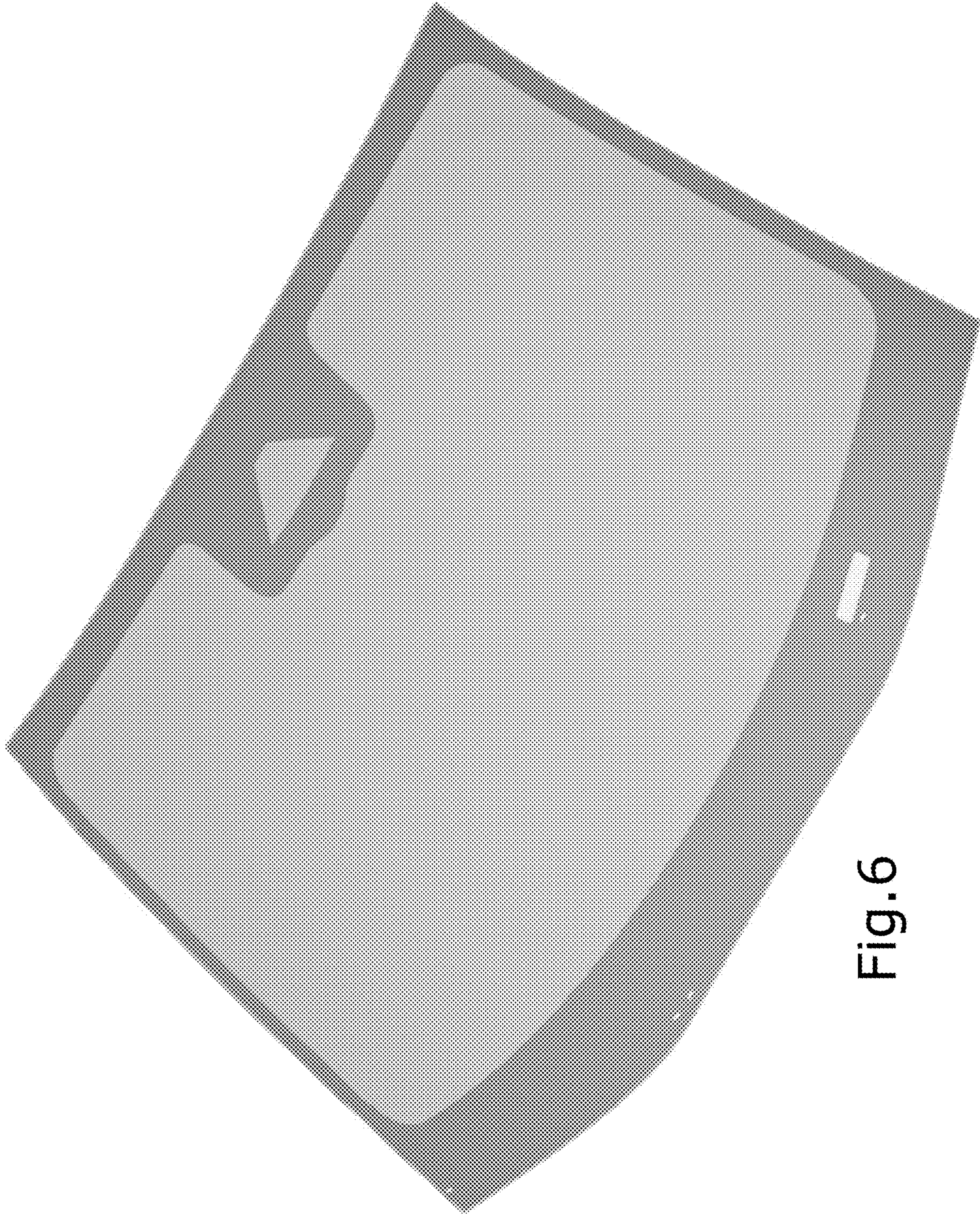


Fig. 6

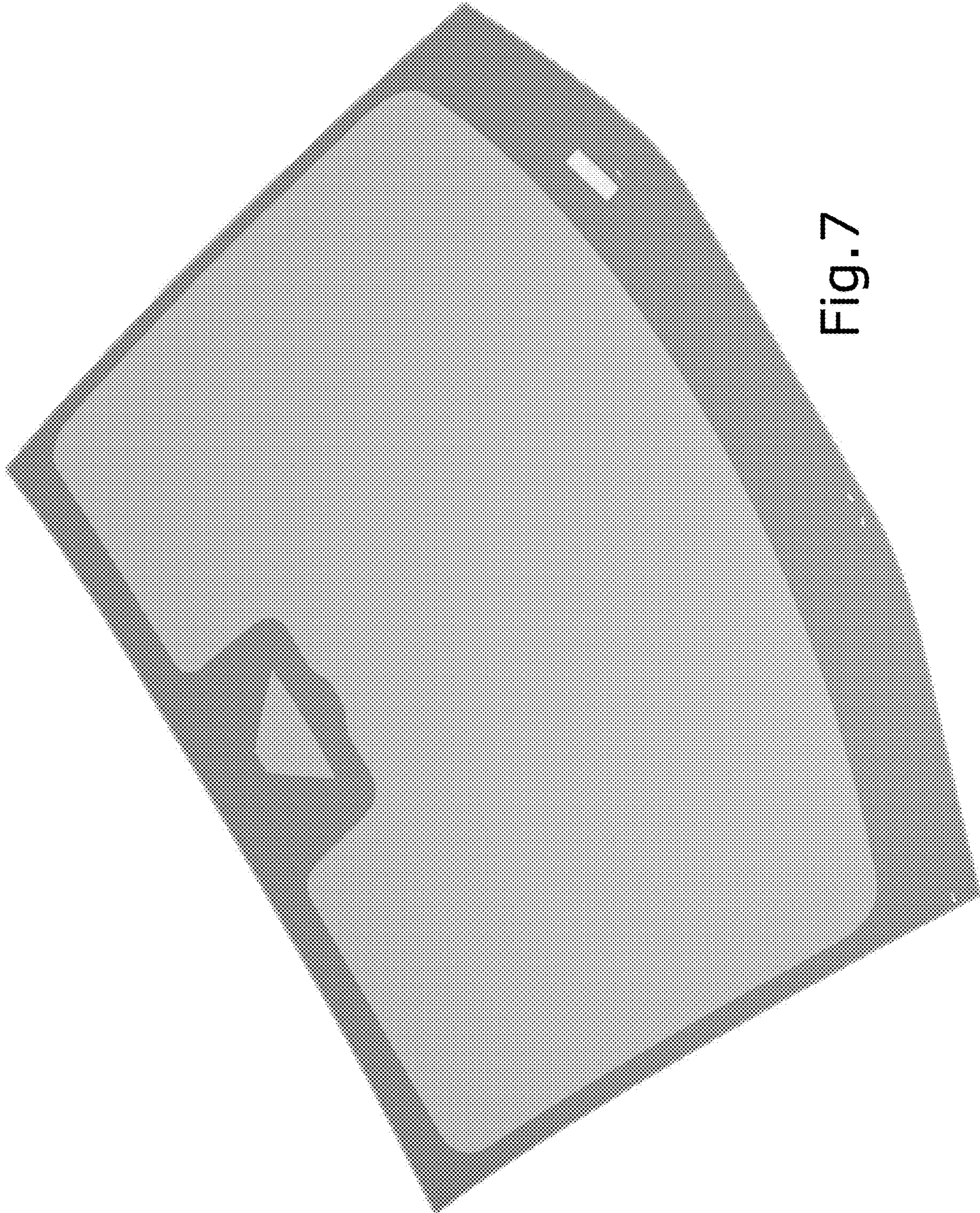


Fig. 7