



US00D919515S

(12) **United States Design Patent** (10) **Patent No.:** **US D919,515 S**
Langhals et al. (45) **Date of Patent:** **** May 18, 2021**

(54) **REAR BUMPER**

(71) Applicants: **Taylor A. Langhals**, Waterford, MI (US); **Brian H. Nielander**, Royal Oak, MI (US); **Mark T. Allen**, Oxford, MI (US)

(72) Inventors: **Taylor A. Langhals**, Waterford, MI (US); **Brian H. Nielander**, Royal Oak, MI (US); **Mark T. Allen**, Oxford, MI (US)

(73) Assignee: **FCA US LLC**, Auburn Hills, MI (US)

(**) Term: **15 Years**

(21) Appl. No.: **29/737,292**

(22) Filed: **Jun. 8, 2020**

Related U.S. Application Data

(63) Continuation-in-part of application No. 29/670,328, filed on Nov. 15, 2018, now Pat. No. Des. 887,899.

(51) **LOC (13) Cl.** **12-16**

(52) **U.S. Cl.**
USPC **D12/169**

(58) **Field of Classification Search**
USPC D12/163, 196, 86, 90-92, 169, 190, 98, D12/164; 293/102, 113, 115, 117, 120, 293/193.11; 296/180.1, 180.2; 180/68.1, 180/68.6

CPC B60R 19/02; B60R 19/04; B62D 25/08
See application file for complete search history.

(56) **References Cited**

U.S. PATENT DOCUMENTS

D638,760 S *	5/2011	Okada	D12/169
D771,535 S *	11/2016	Wolff	D12/169
D784,868 S *	4/2017	Yamamoto	D12/169
D796,398 S *	9/2017	Badstuebner	D12/169
D860,865 S *	9/2019	Goodrich	D12/91
D860,866 S *	9/2019	Goodrich	D12/91
D860,867 S *	9/2019	Goodrich	D12/91
D881,087 S *	4/2020	Luke	D12/169
D887,899 S *	6/2020	Langhals	D12/91

* cited by examiner

Primary Examiner — Melody N Brown

(74) *Attorney, Agent, or Firm* — Ralph E. Smith

(57) **CLAIM**

The ornamental design for a rear bumper, as shown and described.

DESCRIPTION

FIG. 1 is a front perspective view of a rear bumper showing our new design;

FIG. 2 is a front view thereof;

FIG. 3 is a rear view thereof;

FIG. 4 is a side view thereof;

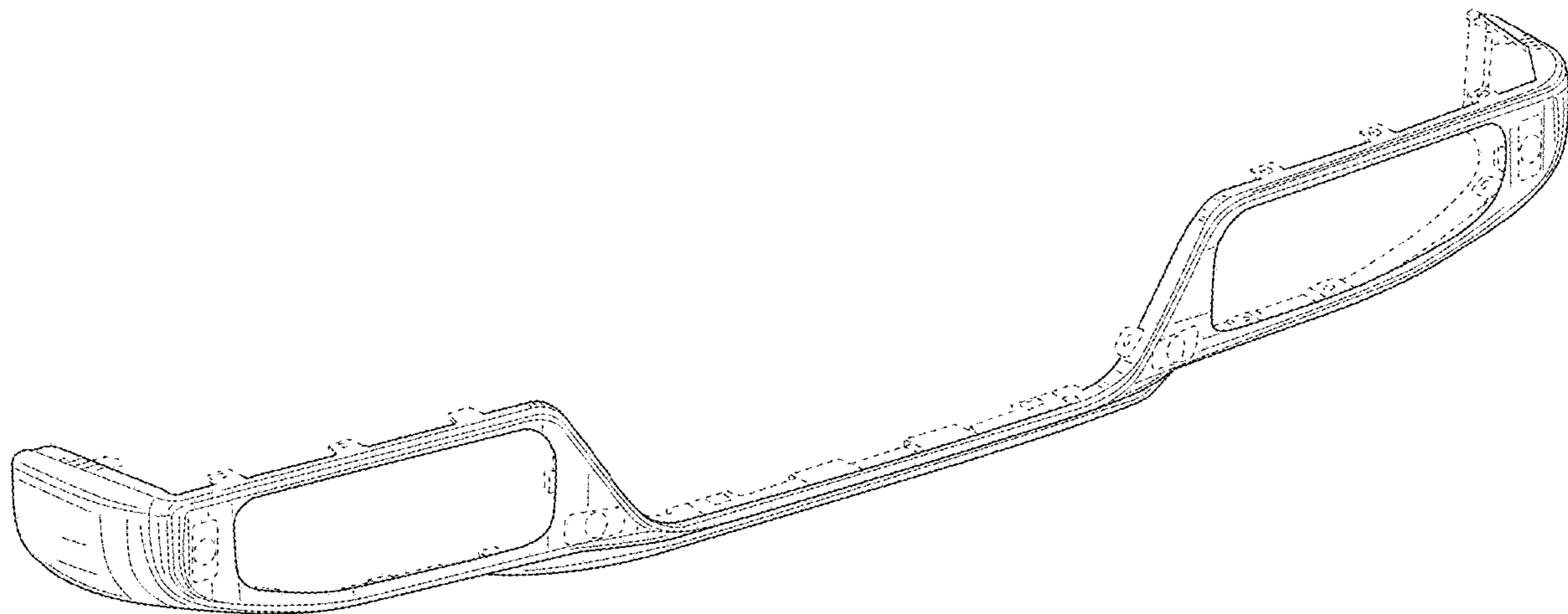
FIG. 5 is an opposite side view thereof;

FIG. 6 is a top view thereof; and,

FIG. 7 is a bottom view thereof.

It will be understood that the broken lines shown in the drawings illustrate portions of the rear bumper that form no part of the claimed design.

1 Claim, 4 Drawing Sheets



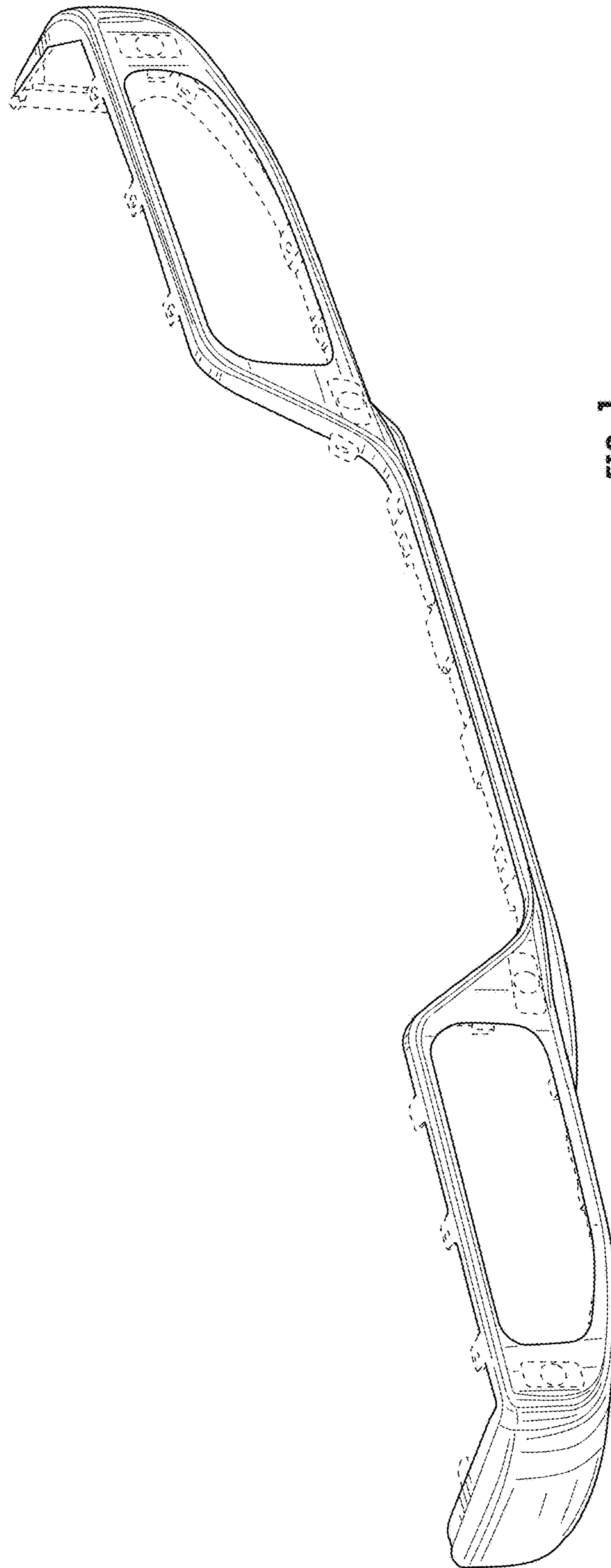


FIG. 1

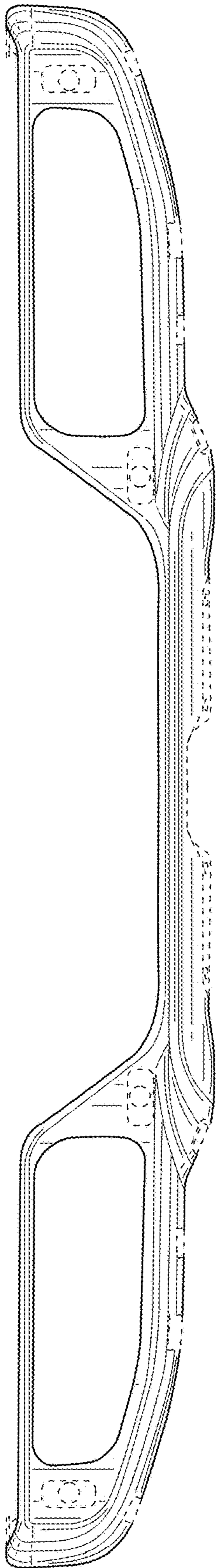


FIG. 2

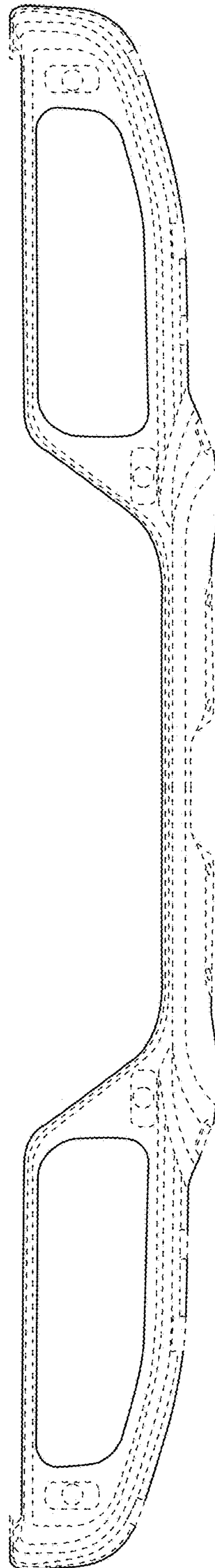


FIG. 3

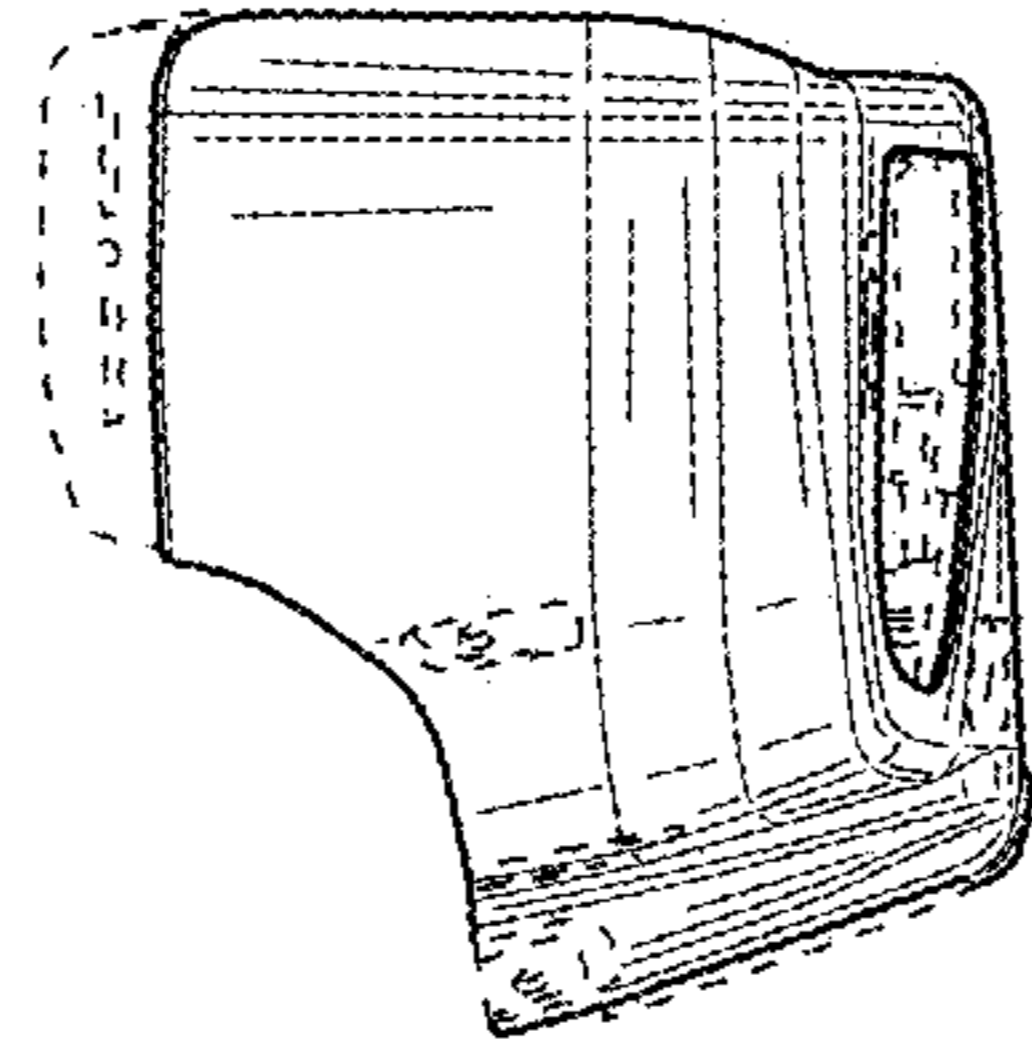


FIG. 4

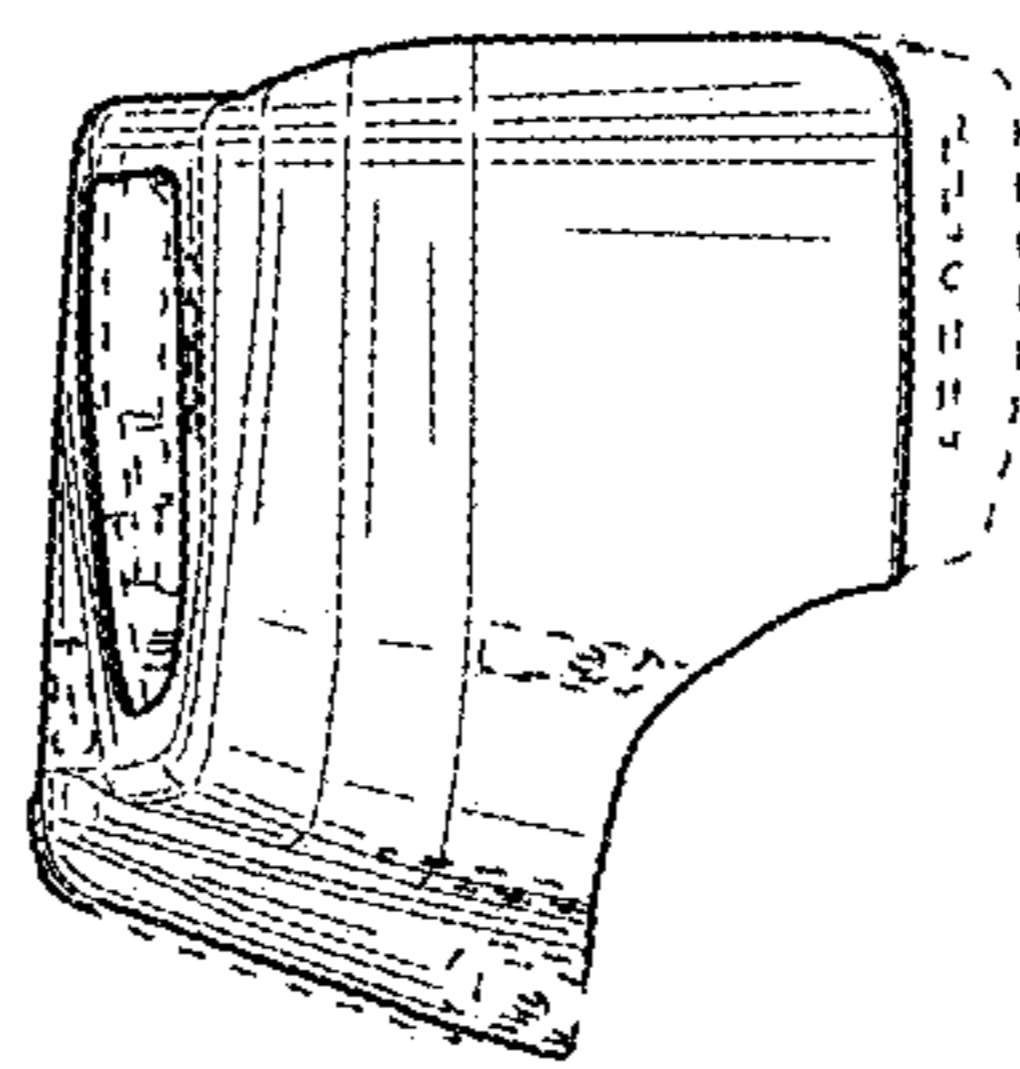


FIG. 5




FIG. 6

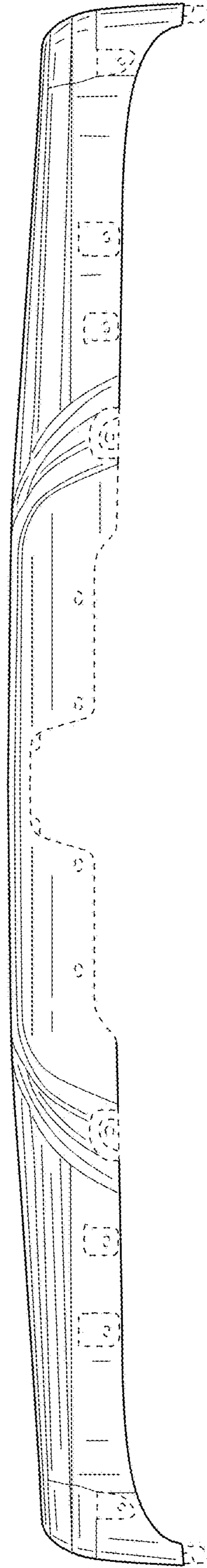


FIG. 7