



US00D919509S

(12) **United States Design Patent** (10) **Patent No.:** **US D919,509 S**  
**Piaskowski et al.** (45) **Date of Patent:** **\*\* May 18, 2021**

(54) **VEHICLE REAR LOWER BUMPER COVER**

D843,278 S \* 3/2019 Horie ..... D12/169  
D854,982 S \* 7/2019 Horie ..... D12/169  
D904,243 S \* 12/2020 Utsunomiya ..... D12/169

(71) Applicant: **Ford Global Technologies, LLC,**  
Dearborn, MI (US)

(72) Inventors: **Joel Piaskowski,** Birmingham, MI  
(US); **Gordon M. Platto,** Troy, MI  
(US); **Christopher G. Walter,** Traverse  
City, MI (US); **Omead**  
**Dorandishyazdi,** Superior Township,  
MI (US)

(73) Assignee: **Ford Global Technologies, LLC,**  
Dearborn, MI (US)

(\*\*) Term: **15 Years**

(21) Appl. No.: **29/708,930**

(22) Filed: **Oct. 10, 2019**

(51) **LOC (13) Cl.** ..... **12-16**

(52) **U.S. Cl.**  
USPC ..... **D12/169**

(58) **Field of Classification Search**  
USPC ..... D12/169, 163, 196, 86, 90-92;  
296/180.1, 180.2; 293/102, 115, 117, 120  
CPC ..... B60R 2019/25; B62D 25/084  
See application file for complete search history.

(56) **References Cited**

**U.S. PATENT DOCUMENTS**

D678,146 S 3/2013 Behmer et al.  
D749,469 S 2/2016 Curic et al.  
D813,745 S 3/2018 Behmer et al.  
D819,523 S \* 6/2018 Yamamoto ..... D12/169  
D819,524 S 6/2018 Behmer et al.  
D838,636 S 1/2019 Behmer et al.

**OTHER PUBLICATIONS**

Meghan Drummond, 2020 Mustang Hybrid, <https://www.cjponyparts.com/resources/2020-mustang-hybrid> Sep. 13, 2019.  
Andrew Krok, Ford's 'Mustang-inspired' electric SUV: Everything we know, <https://www.cnet.com/roadshow/news/ford-mustang-inspired-electric-sub-details-rumors> Oct. 2, 2019.  
Ford News Clips—Briefing, Ford's EV Strategy takes Shape in Search for Popularity and Profit, Sep. 3, 2019.

\* cited by examiner

*Primary Examiner* — Melody N Brown

(74) *Attorney, Agent, or Firm* — Michael Spenner


(57) **CLAIM**

The ornamental design for a vehicle rear lower bumper cover, as shown and described.

**DESCRIPTION**

FIG. 1 is a front elevational view of a vehicle rear lower bumper cover, showing our new design;  
FIG. 2 is a left side elevational view thereof;  
FIG. 3 is a right side elevational view thereof;  
FIG. 4 is a top plan view thereof;  
FIG. 5 is a bottom plan view thereof;  
FIG. 6 is a bottom, front and left side perspective view thereof; and,  
FIG. 7 is a top, front and left side perspective view thereof. The claimed design is indicated by the relatively dark portions in the figures. The de-emphasized and relatively light portions form no part of the claimed design.

**1 Claim, 7 Drawing Sheets**








Fig. 1

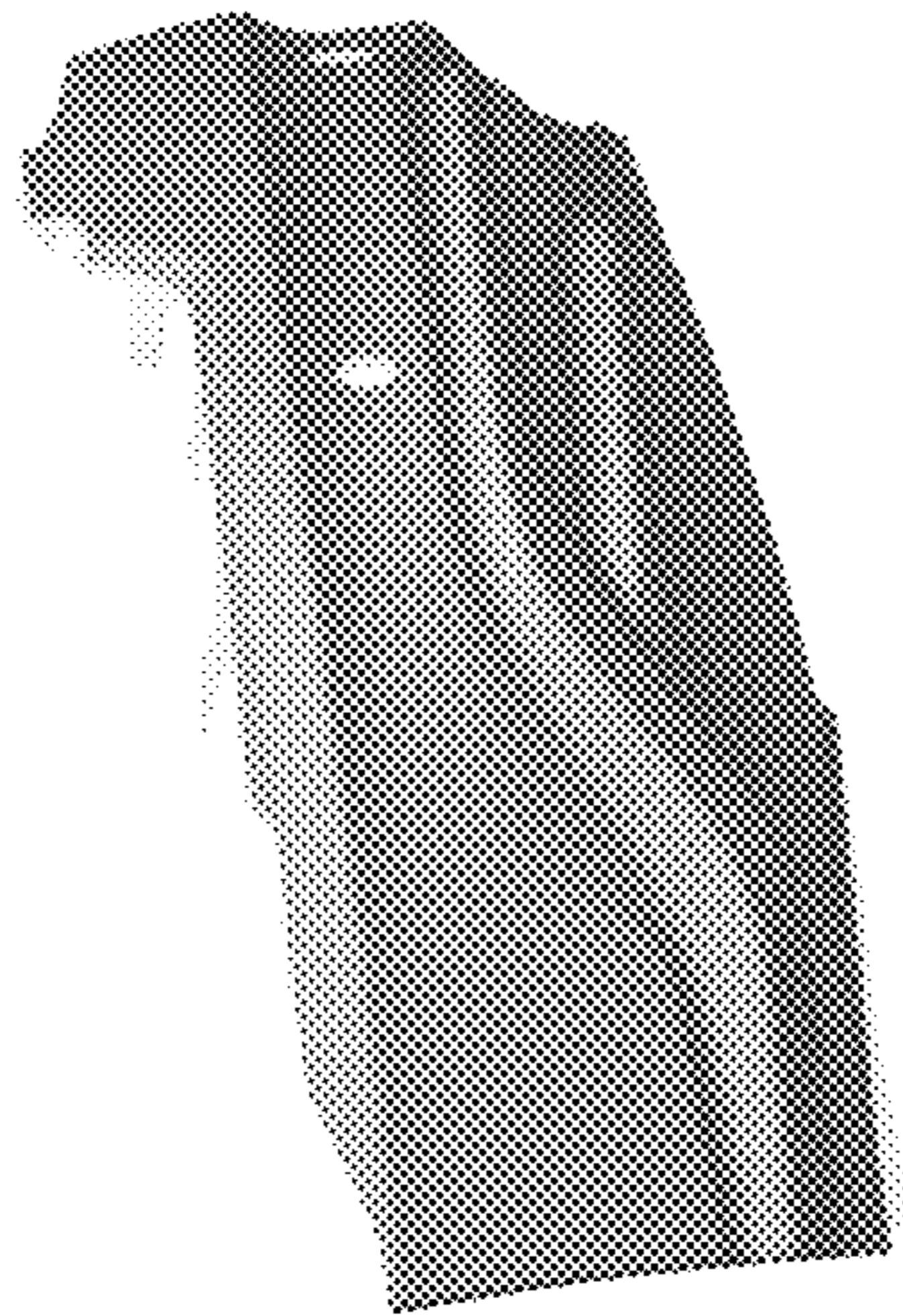


Fig. 2




Fig. 3






Fig.4

Fig. 5






Fig. 6






Fig. 7