



US00D919499S

(12) **United States Design Patent** (10) **Patent No.:** **US D919,499 S**
Donfrancesco et al. (45) **Date of Patent:** **** *May 18, 2021**

(54) **BOTTOM PORTION OF A VEHICLE**

(71) Applicant: **Jaguar Land Rover Limited**, Whitley
Coventry (GB)

(72) Inventors: **Adam Donfrancesco**, Whitley Coventry
(GB); **Graham Humphrys**, Whitley
Coventry (GB)

(73) Assignee: **Jaguar Land Rover Limited**, Whitley
Coventry (GB)

(*) Notice: This patent is subject to a terminal dis-
claimer.

(**) Term: **15 Years**

(21) Appl. No.: **29/728,231**

(22) Filed: **Mar. 17, 2020**

Related U.S. Application Data

(62) Division of application No. 29/653,011, filed on Jun.
12, 2018, now Pat. No. Des. 881,073.

(30) **Foreign Application Priority Data**

Dec. 12, 2017 (EM) 004544294

(51) **LOC (13) Cl.** **12-16**

(52) **U.S. Cl.**
USPC **D12/164**

(58) **Field of Classification Search**
USPC D12/86, 90-92, 88, 164; D21/424, 433,
D21/434, 533; 296/181.1-181.5, 183.1
CPC B62D 25/00; B62D 25/06; B62D 33/00;
B62D 35/00
See application file for complete search history.

(56) **References Cited**

U.S. PATENT DOCUMENTS

D686,535 S * 7/2013 Van Braeckel D12/92
D700,544 S * 3/2014 Ramaciotti D12/92

D704,101 S * 5/2014 Beaven D12/91
D705,129 S * 5/2014 Badstuebner D12/92
D706,174 S * 6/2014 Garand D12/92
D711,287 S * 8/2014 Butterworth D12/92
D711,288 S * 8/2014 Butterworth D12/92
D718,662 S * 12/2014 Ishizuka D12/92
D719,878 S * 12/2014 Webber D12/92
D726,074 S * 4/2015 Beaven D12/92
D740,177 S * 10/2015 Callum D12/92
D748,535 S * 2/2016 Hatton D12/92
D758,921 S * 6/2016 Hatton D12/92
D793,908 S * 8/2017 Hatton D12/92
D800,021 S * 10/2017 Hagino D12/92
D801,872 S * 11/2017 Buck D12/92
D811,943 S * 3/2018 Peat D12/92

(Continued)

Primary Examiner — Melody N Brown

(74) *Attorney, Agent, or Firm* — Wood Herron & Evans
LLP

(57) **CLAIM**

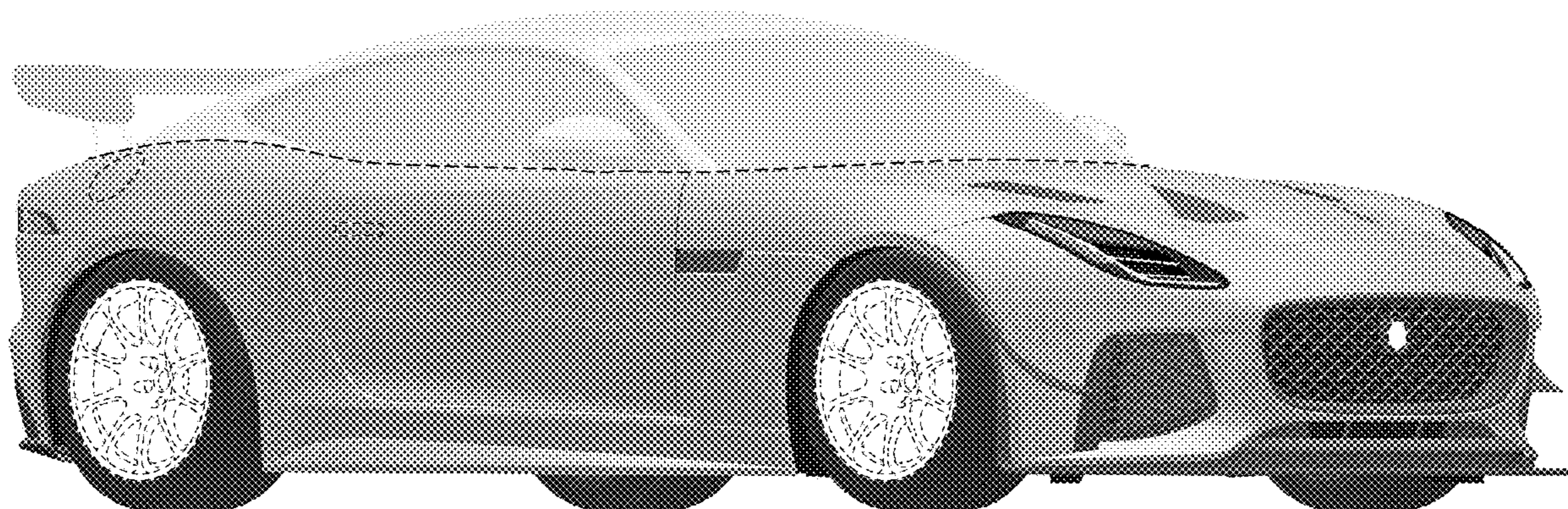
The ornamental design for a bottom portion of a vehicle, as
shown and described.

DESCRIPTION

FIG. 1 is a left, front perspective view of a bottom portion
of a vehicle showing our new design;
FIG. 2 is a right, rear perspective view thereof;
FIG. 3 is a front view thereof;
FIG. 4 is a rear view thereof;
FIG. 5 is a left side view thereof;
FIG. 6 is a right side view thereof; and,
FIG. 7 is a top view thereof.

The portions of the vehicle shown throughout the drawing
views in a de-emphasized and half-tone form outside the
broken lines and the broken lines representing the boundary
and configuration of what is claimed as the design are all for
environmental and illustrative purposes and form no part of
the claimed design.

1 Claim, 7 Drawing Sheets



(56)

References Cited

U.S. PATENT DOCUMENTS

D813,100	S	*	3/2018	Hatton	D12/92
D823,168	S	*	7/2018	Bischoff	D12/92
D832,144	S	*	10/2018	Hatton	D12/91
D840,268	S	*	2/2019	Beaven	D12/91
D841,520	S	*	2/2019	Smith	D12/92
D860,051	S	*	9/2019	Buck	D12/92
D871,278	S	*	12/2019	Smith	D12/164
D881,073	S	*	4/2020	Donfrancesco	D12/92

* cited by examiner

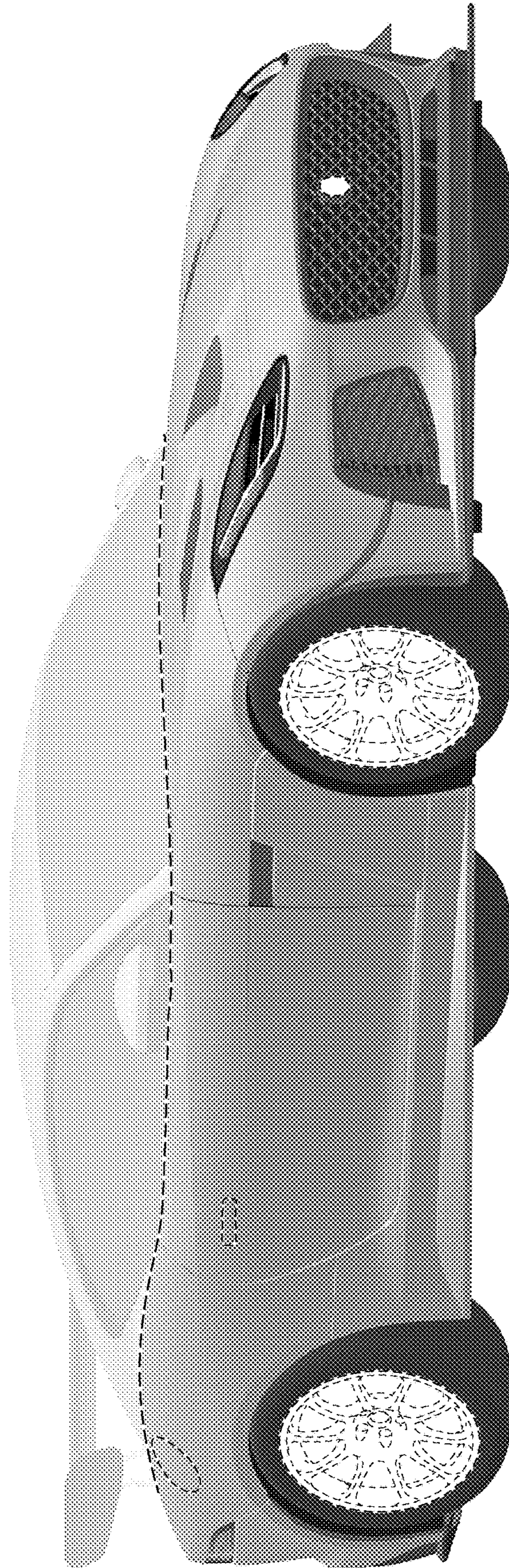


FIG. 1

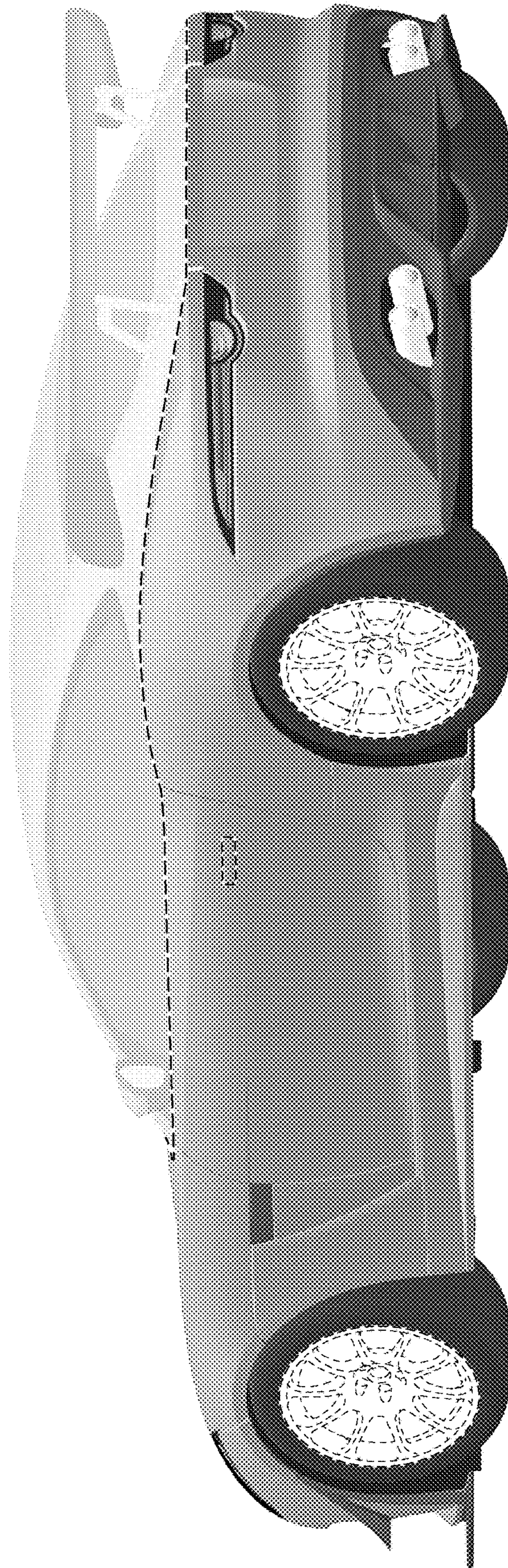


FIG. 2



FIG. 3




FIG. 4




FIG. 5




FIG. 6

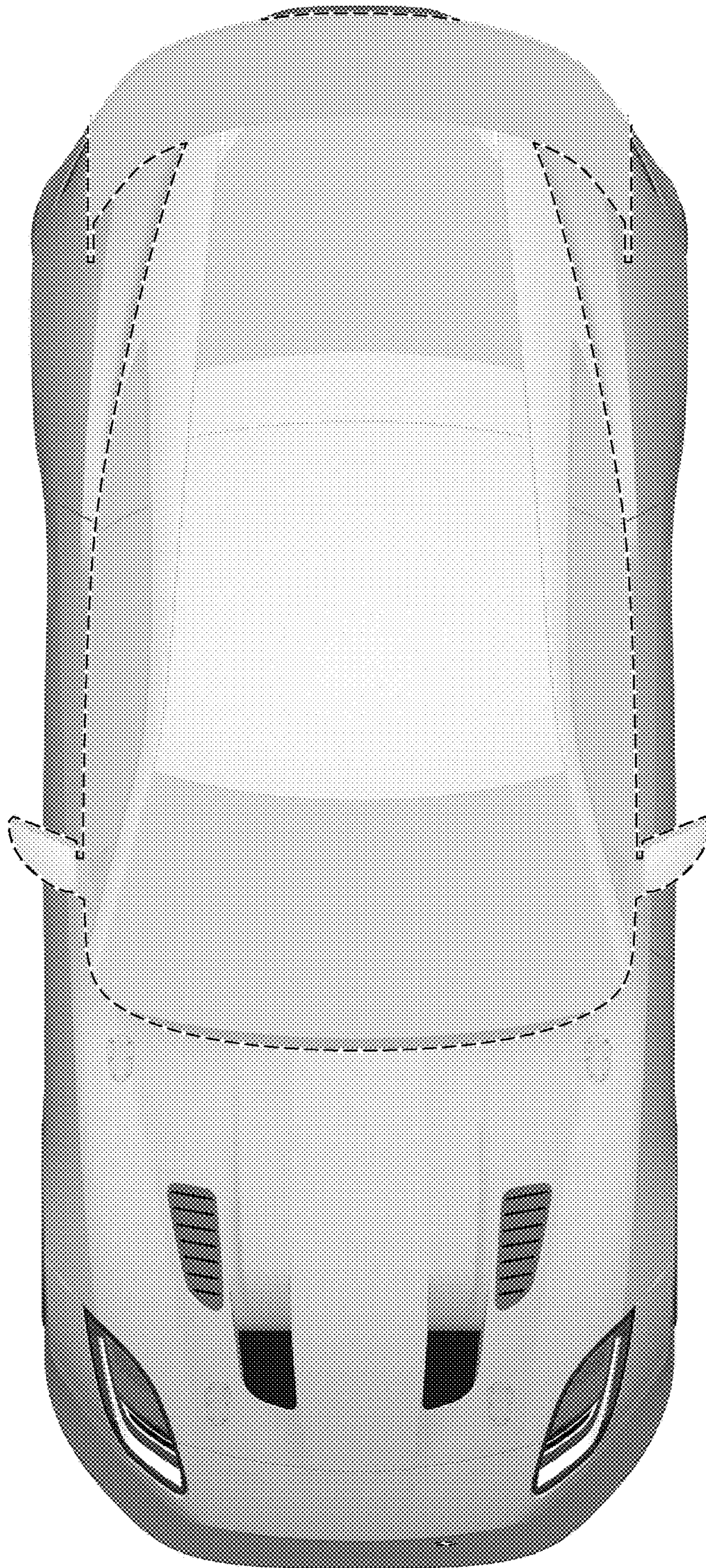


FIG. 7