

US00D919486S

(12) **United States Design Patent** (10) **Patent No.:** **US D919,486 S**
Collander et al. (45) **Date of Patent:** **** May 18, 2021**

(54) **BICYCLE HANDLEBAR SUSPENSION**
 (71) Applicant: **Cirrus Cycles, Inc.**, Bellingham, WA (US)
 (72) Inventors: **Calvin O. Collander**, Bellingham, WA (US); **Paul E. Barkley**, Bellingham, WA (US)
 (73) Assignee: **Cirrus Cycles, Inc.**, Bellingham, WA (US)

5,467,665 A * 11/1995 Huang B62K 21/14
 280/275
 5,489,139 A * 2/1996 McFarland B62J 1/04
 248/586
 D368,681 S * 4/1996 Behrens D12/118
 (Continued)

FOREIGN PATENT DOCUMENTS

DE 833 455 3/1952
 DE 42 27 226 A1 2/1994
 FR 633.091 1/1928

(**) Term: **15 Years**

OTHER PUBLICATIONS

(21) Appl. No.: **29/720,305**
 (22) Filed: **Jan. 10, 2020**
 (51) **LOC (13) Cl.** **12-11**
 (52) **U.S. Cl.**
 USPC **D12/118**
 (58) **Field of Classification Search**
 USPC D12/111, 114, 117, 118, 178
 CPC B62K 21/12; B62K 21/14; B62K 21/18;
 B62K 19/40; B62J 11/00
 See application file for complete search history.

“Redshift Shockstop Stem” Bike Radar., posted date Nov. 10, 2019 [online], [retrieved on Jan. 13, 2021]. Retrieved from the Internet <URL: <https://www.bikeradar.com/reviews/components/handlebars-and-stems/stems/redshift-shockstop-stem-review/>> (Year: 2019).*
 (Continued)

Primary Examiner — Darlington Ly
Assistant Examiner — Nasim Abdulaziz Ali
 (74) *Attorney, Agent, or Firm* — Christensen O’Connor Johnson Kindness, PLLC

(56) **References Cited**

(57) **CLAIM**
 The ornamental design for a bicycle handlebar suspension, as shown and described.

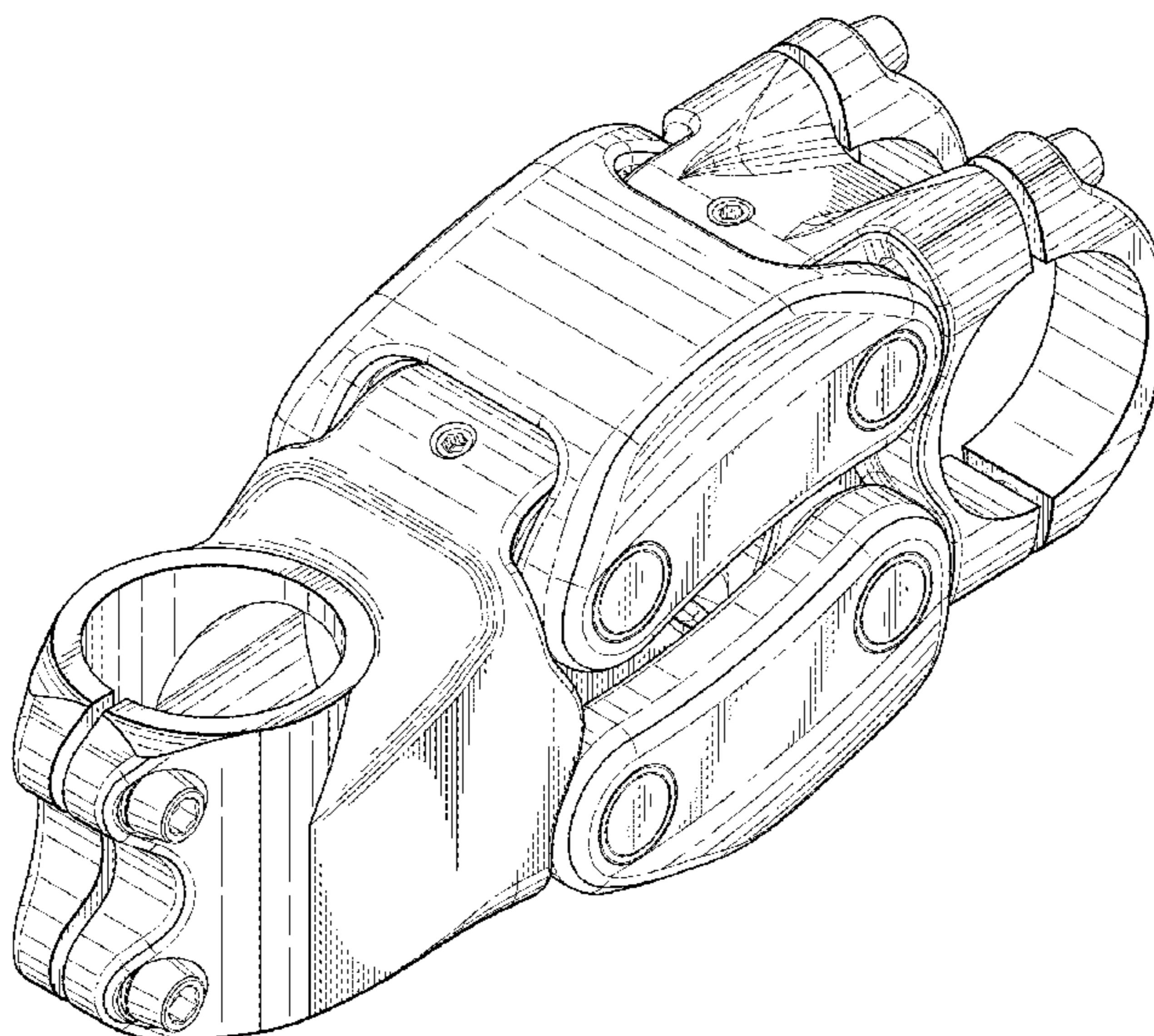
U.S. PATENT DOCUMENTS

DESCRIPTION

593,631 A 11/1897 Wood
 598,186 A 2/1898 Thompson
 1,112,354 A 9/1914 Brooks
 1,416,942 A * 5/1922 Brooks B62J 1/04
 297/196
 2,162,476 A * 6/1939 Casper B62J 1/02
 188/308
 2,714,001 A * 7/1955 Hersey B60N 2/502
 267/222
 D285,295 S * 8/1986 Kirkpatrick D12/118
 D306,418 S * 3/1990 McMurtrey D12/118
 D341,801 S * 11/1993 McCormack D12/118
 D354,259 S * 1/1995 Kurke D12/118
 D356,759 S * 3/1995 Pawsat D12/118

FIG. 1 is a top-rear perspective view of a bicycle handlebar suspension embodying our new design;
 FIG. 2 is a bottom-front perspective view thereof;
 FIG. 3 is a front elevation view thereof;
 FIG. 4 is a rear elevation view thereof;
 FIG. 5 is a top plan view thereof;
 FIG. 6 is a bottom plan thereof;
 FIG. 7 is a right side elevation view thereof; and,
 FIG. 8 is a left side elevation view thereof.

1 Claim, 7 Drawing Sheets



(56)

References Cited

U.S. PATENT DOCUMENTS

5,511,444 A * 4/1996 Clausen B62K 21/14
280/276
5,529,326 A * 6/1996 Hwang B62J 1/06
280/220
D378,747 S * 4/1997 Behrens D12/118
D381,296 S * 7/1997 Kurke D12/118
5,702,093 A * 12/1997 Liao B62J 1/04
267/132
D416,521 S * 11/1999 Giard D12/118
6,089,656 A * 7/2000 Hals B62J 1/065
297/215.13
D435,002 S * 12/2000 Giard D12/114
6,270,065 B1 * 8/2001 Hals B62J 1/04
267/132
6,409,130 B1 * 6/2002 Maret B62J 1/065
248/219.2
6,688,684 B2 * 2/2004 Huang B62J 1/00
297/195.1
7,025,367 B2 * 4/2006 McKinnon B62K 19/36
267/132
D528,047 S * 9/2006 McJunkin D12/118
7,681,899 B2 * 3/2010 Fujiwara B62K 19/36
280/283
8,007,041 B2 8/2011 Tissue

D686,547 S * 7/2013 Neilson D12/178
D688,167 S * 8/2013 Klieber D12/118
8,888,117 B2 * 11/2014 Barkley B62J 1/02
280/283
D753,025 S * 4/2016 Chen B62K 21/16
D12/118
D830,912 S * 10/2018 Vandenberg D12/118
D845,838 S * 4/2019 Heideveld D12/118
D903,536 S * 12/2020 Haag D12/114
2005/0225132 A1 * 10/2005 Tissue B62J 1/08
297/195.1
2010/0187870 A1 * 7/2010 Mackenroth B62J 1/04
297/209

OTHER PUBLICATIONS

“Kinect Suspension Stem” Tree fort Bikes., posted date unknown [online], [retrieved on Jan. 13, 2021]. Retrieved from the Internet <URL: https://www.treefortbikes.com/Cirrus-Cycles-Kinect-Suspension-Stem-7?utm_source=google&utm_medium=cpc&adpos=&scid=scplp3332224445449%E2%80%A6> (Year: 2020).*
“Suspension Stem” Kinect., posted date Oct. 22, 2019 [online], [retrieved on Jan. 13, 2021]. Retrieved from the Internet <URL: <https://cirruscycles.com/products/suspension-stem>> (Year: 2019).*

* cited by examiner

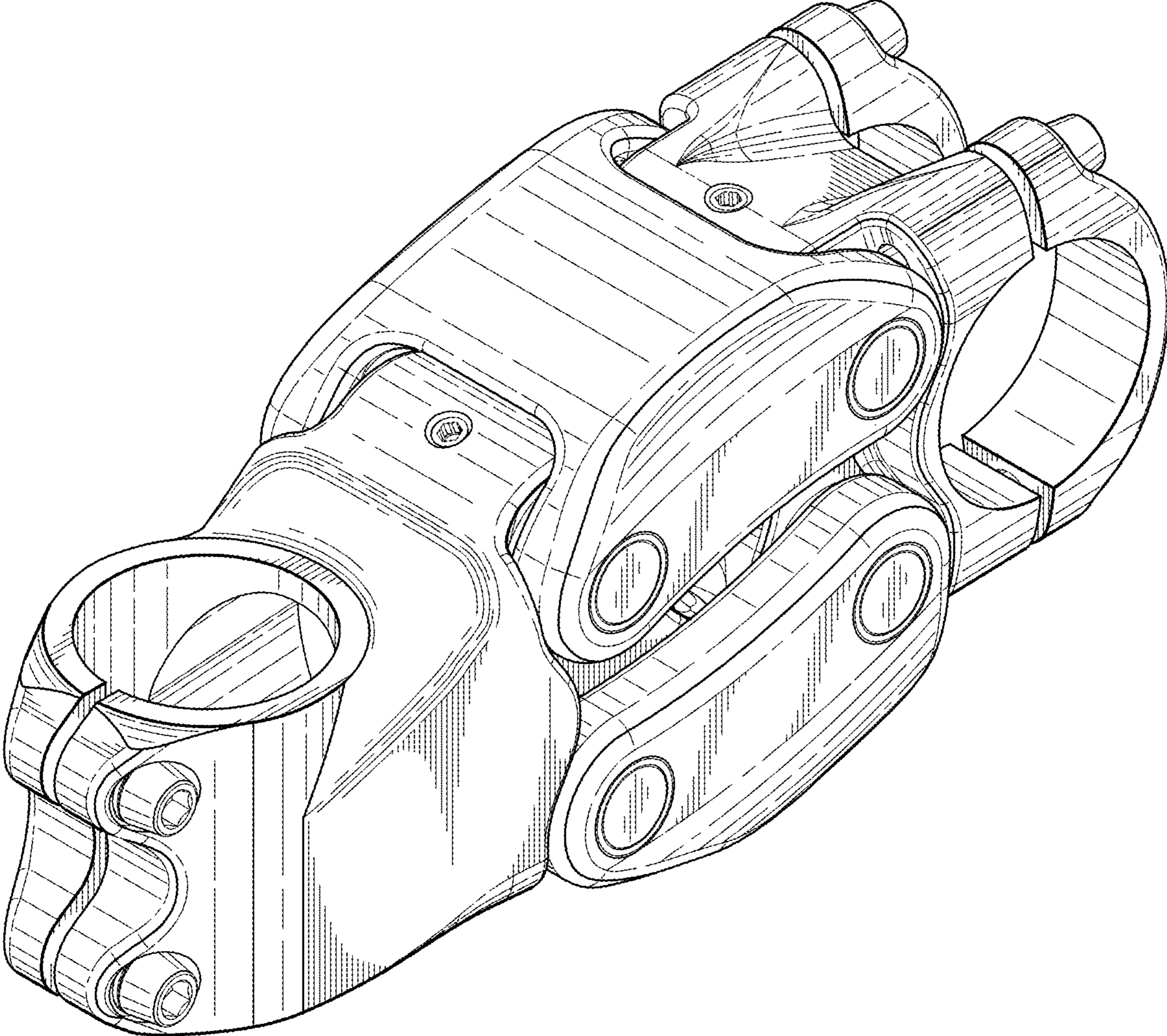


Fig. 1.

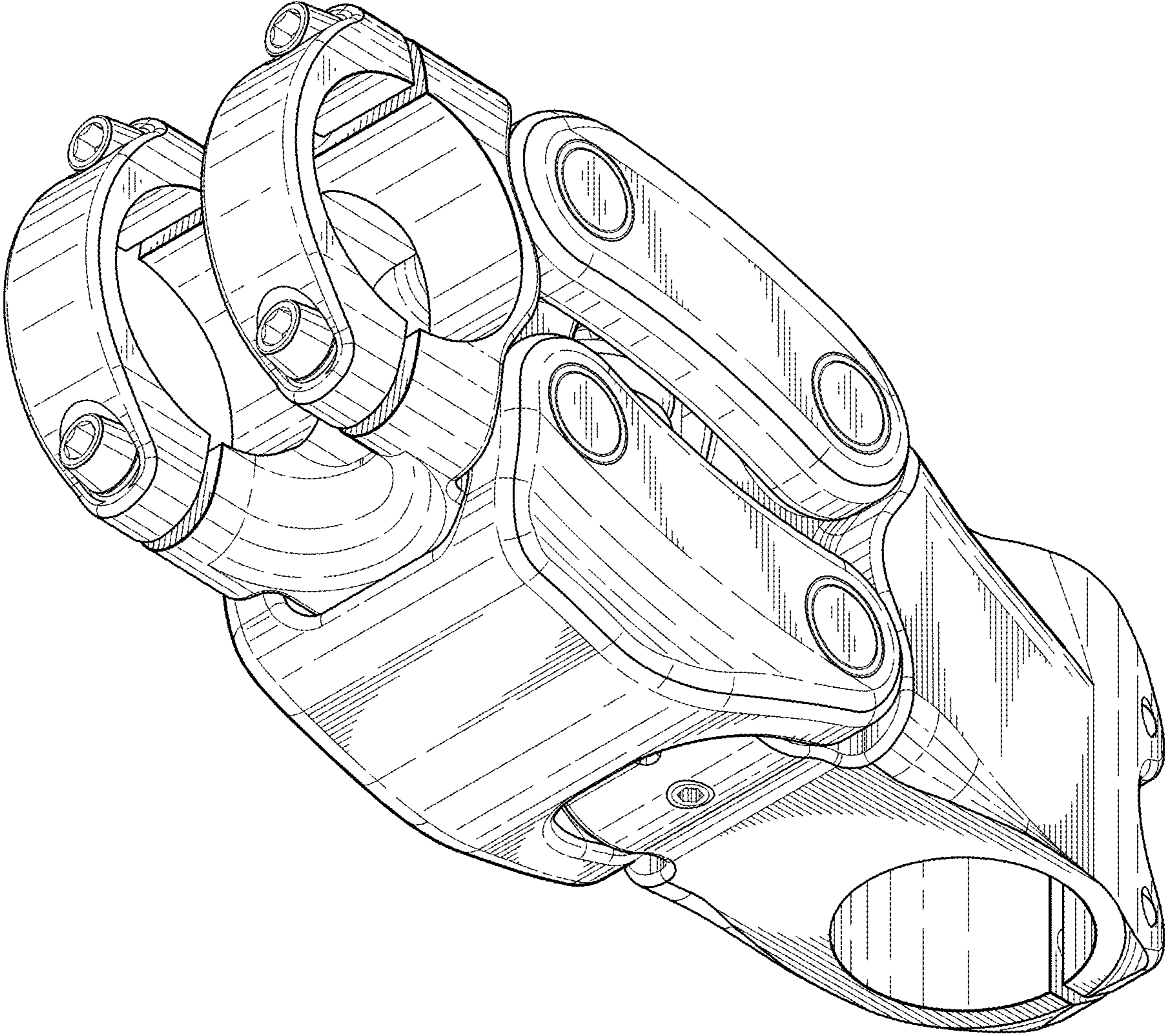


Fig. 2.

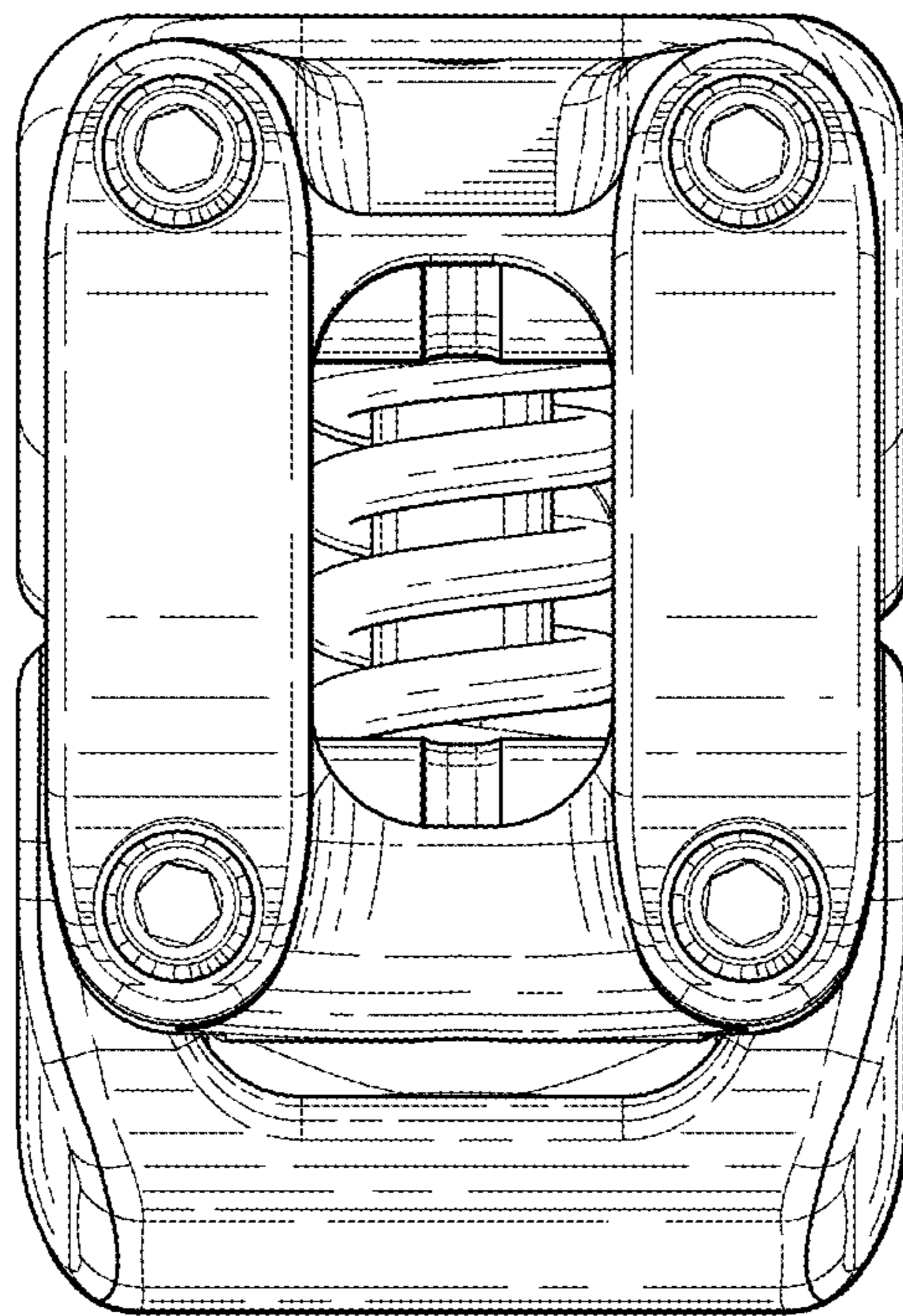


Fig. 3.

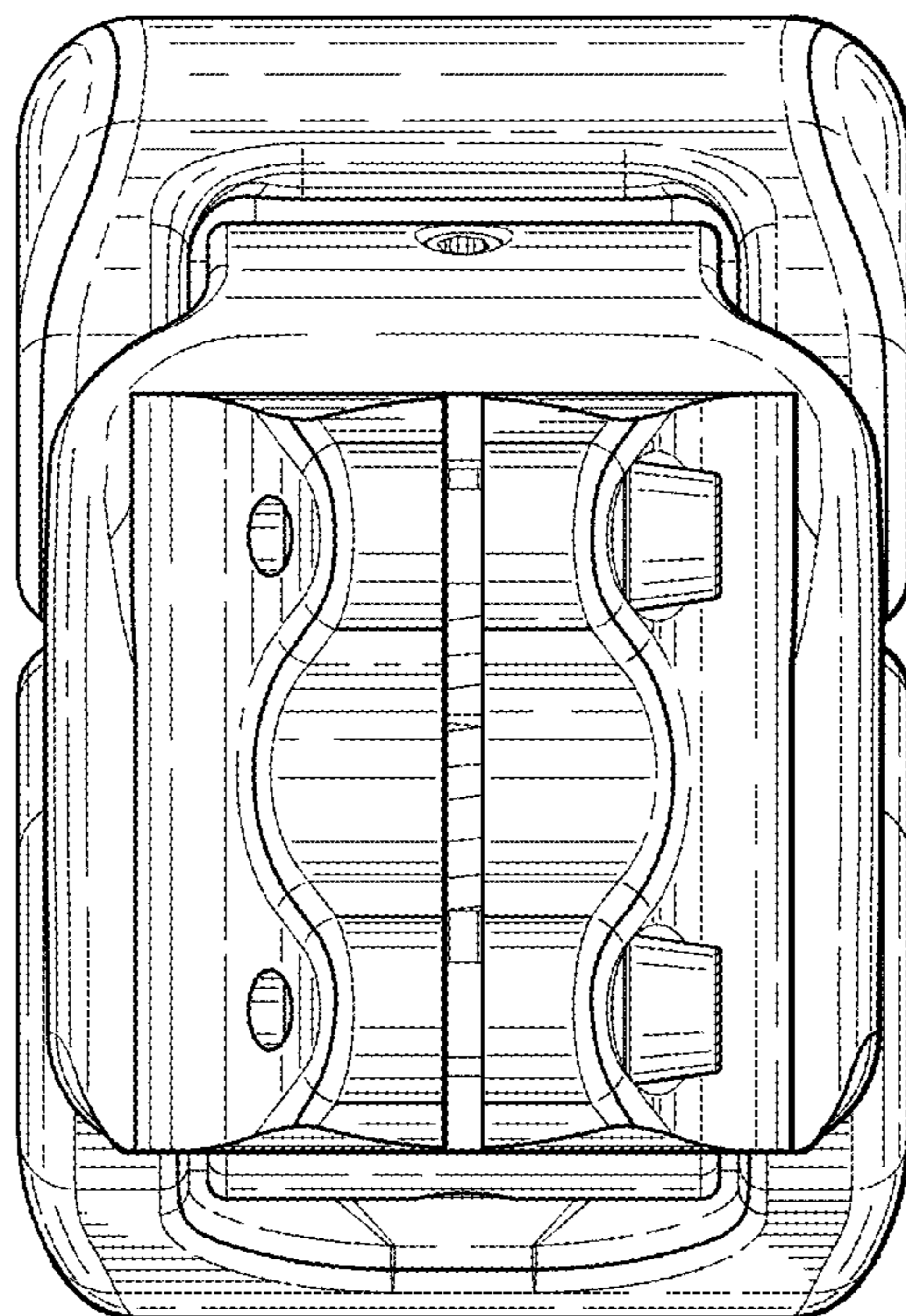


Fig. 4.

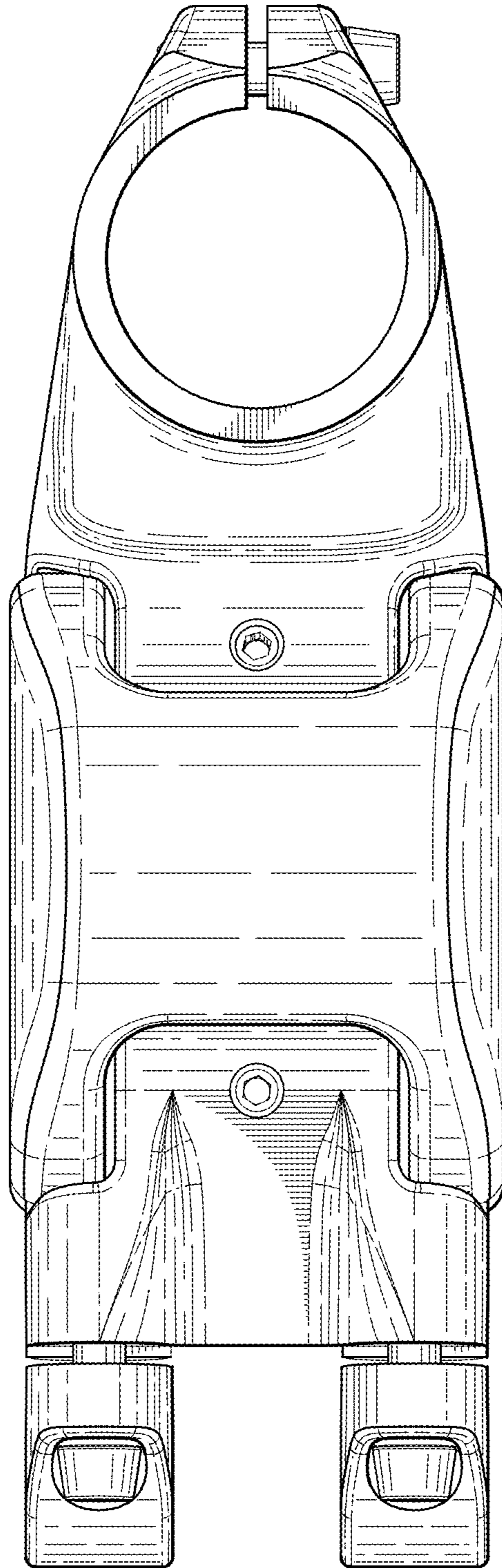


Fig. 5.

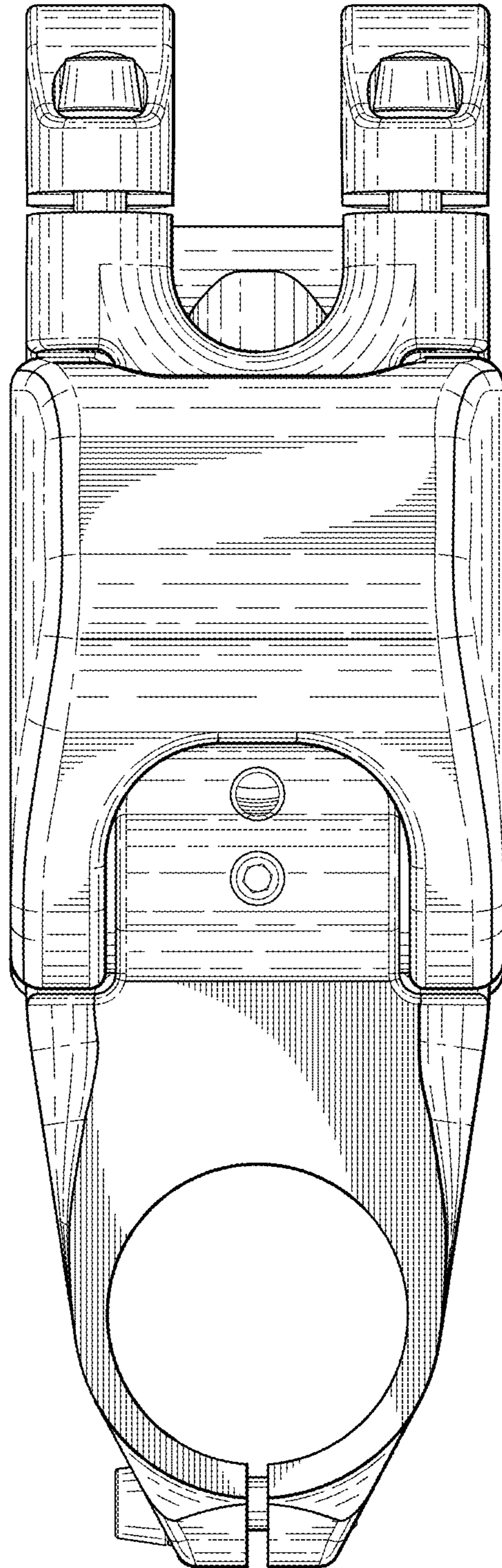


Fig. 6.

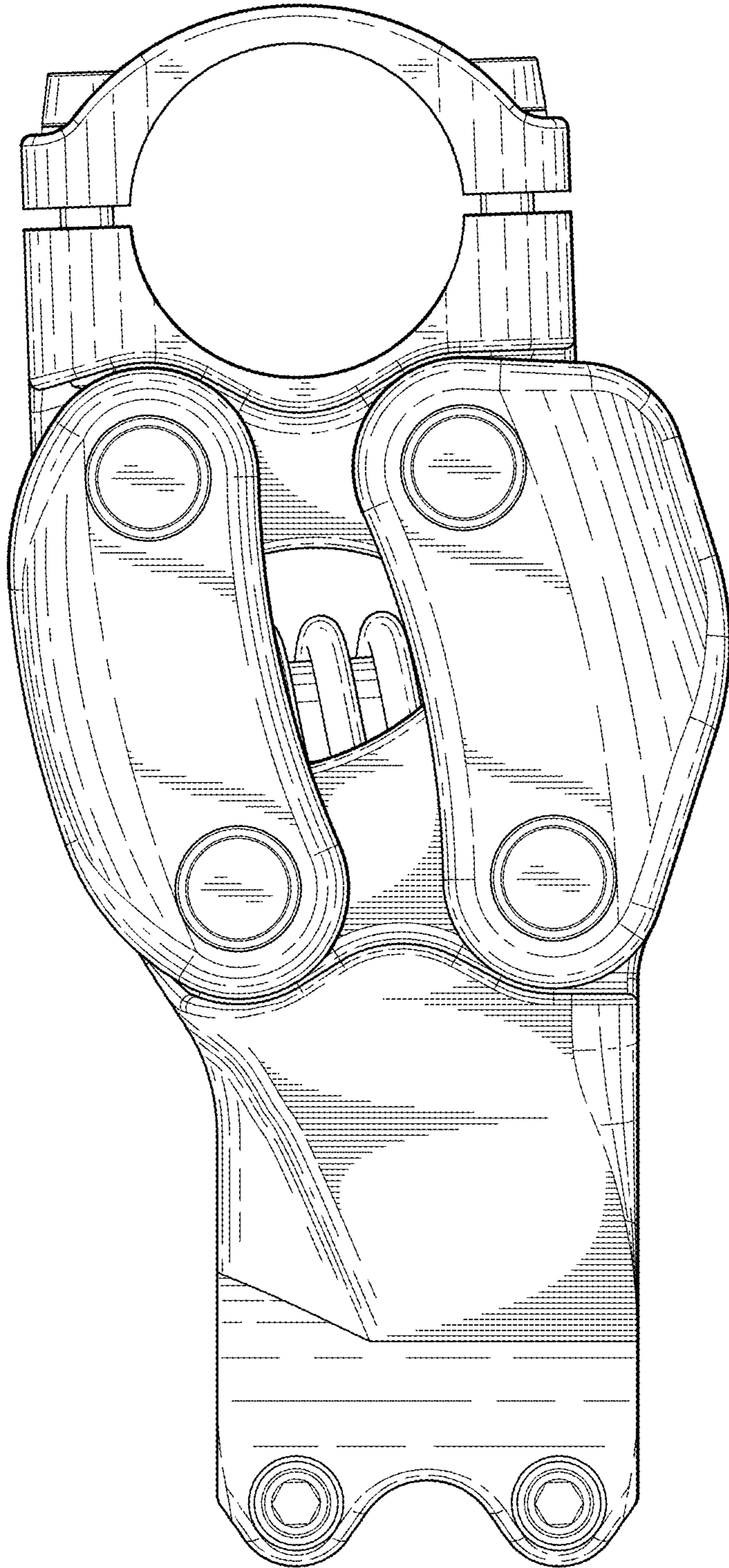


Fig. 7.

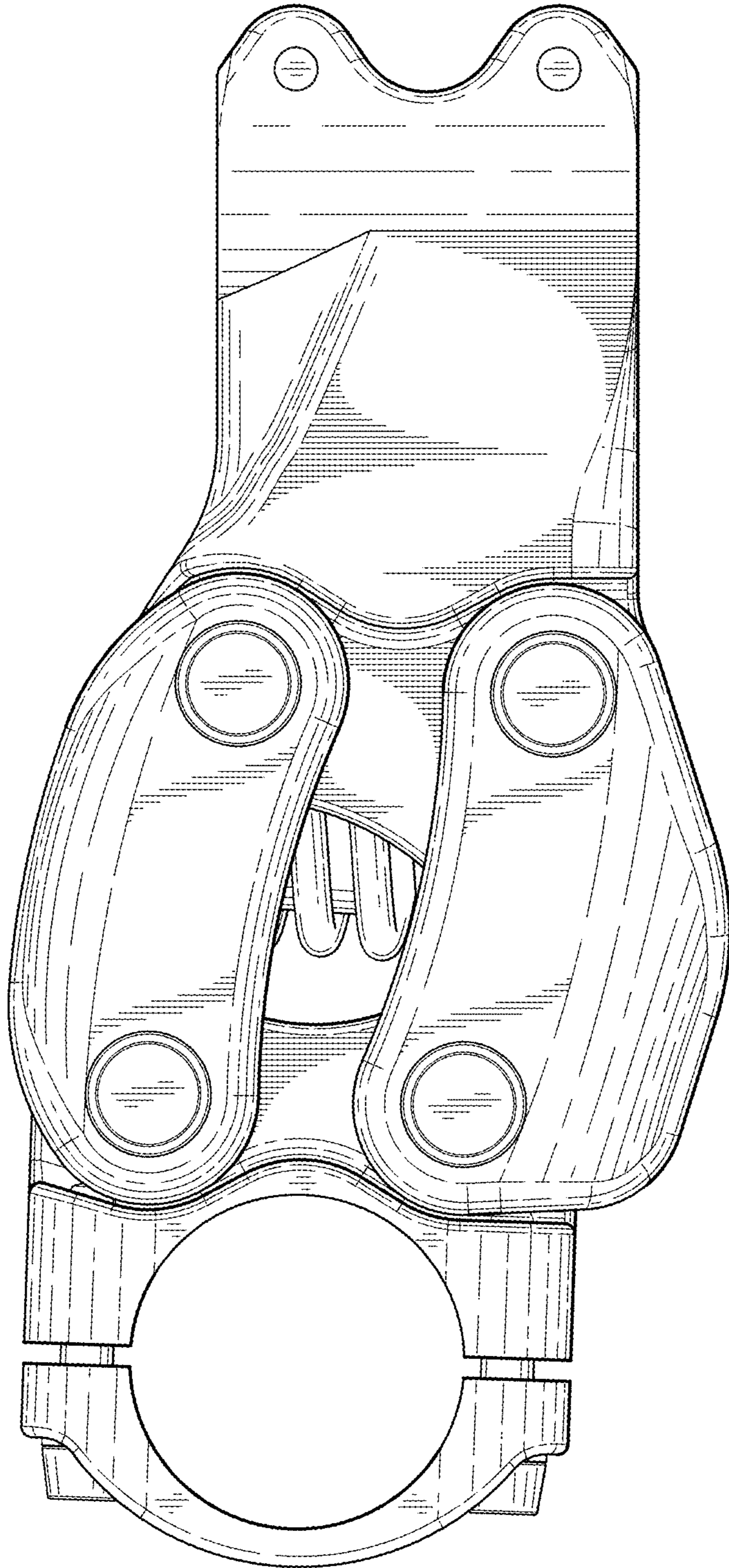


Fig. 8.