



US00D919471S

(12) **United States Design Patent** (10) **Patent No.:** **US D919,471 S**
Shah (45) **Date of Patent:** **** May 18, 2021**

(54) **RING**
(71) Applicant: **Amish Shah**, New York, NY (US)
(72) Inventor: **Amish Shah**, New York, NY (US)
(**) Term: **15 Years**
(21) Appl. No.: **29/625,049**

D647,419 S * 10/2011 Wong D11/34
D675,952 S * 2/2013 Dholakiya D11/34
D676,169 S * 2/2013 Dholakiya D26/34
D687,335 S * 8/2013 Dholakiya D11/34
D786,119 S * 5/2017 Huynh D11/34
D855,490 S * 8/2019 Biggers D11/34
2017/0055647 A1 * 3/2017 Samanta A44C 17/0208
2017/0354210 A1 * 12/2017 Artinger A44C 15/004
2018/0008020 A1 * 1/2018 Dholakiya A44C 9/00
2020/0323318 A1 * 10/2020 Shah A44C 9/00

(22) Filed: **Nov. 6, 2017**
(51) **LOC (13) Cl.** **11-01**
(52) **U.S. Cl.**
USPC **D11/34**

(58) **Field of Classification Search**
USPC D11/26-39, 91, 92
CPC A44C 5/00; A44C 5/0007; A44C 5/0014;
A44C 5/0023; A44C 5/003; A44C
5/0038; A44C 5/0046; A44C 5/0053;
A44C 5/0061; A44C 5/0069; A44C
5/0076; A44C 5/0084; A44C 5/0092;
A44C 5/02; A44C 5/022; A44C 5/025;
A44C 5/027; A44C 9/00; A44C 9/0007;
A44C 9/0015; A44C 9/0023; A44C
9/003; A44C 9/0038; A44C 9/0046; A44C
9/0053; A44C 9/0061; A44C 9/0069;
A44C 9/0076; A44C 9/0084; A44C
9/0092; A44C 9/02; A44C 17/02; A44C
17/0208; A44C 17/0215; A44C 17/0225;
A44C 17/0233; A44C 17/0241; A44C
17/025; A44C 17/0258; A44C 17/0266;
A44C 17/0275; A44C 17/0283; A44C
17/0291

See application file for complete search history.

(56) **References Cited**

U.S. PATENT DOCUMENTS

D53,578 S * 7/1919 Godfrey D11/35
5,727,399 A * 3/1998 Bergagnini A44C 9/0023
63/15.1

OTHER PUBLICATIONS

[Online] "Michael B Quintessa Rong Micro-Pave Diamond Halo Engagement Ring" <https://www.twobylondon.com/michael-b-quintessa-round-micro-pave-diamond-halo-engagement-ring>. Retrieved Oct. 22, 2020.*

* cited by examiner

Primary Examiner — Melanie Pellegrini
(74) *Attorney, Agent, or Firm* — Hedman & Costigan, P.C.; James V. Costigan; Kathleen A. Costigan

(57) **CLAIM**

I claim the ornamental design for a ring, as shown and described.

DESCRIPTION

FIG. 1 is a top perspective view of a ring showing my new design;
FIG. 2 is another top perspective view thereof;
FIG. 3 is a top plan view thereof;
FIG. 4 is a bottom plan view thereof;
FIG. 5 is a left side view thereof;
FIG. 6 is a right side view thereof;
FIG. 7 is a front view thereof; and,
FIG. 8 is a back view thereof.

1 Claim, 8 Drawing Sheets

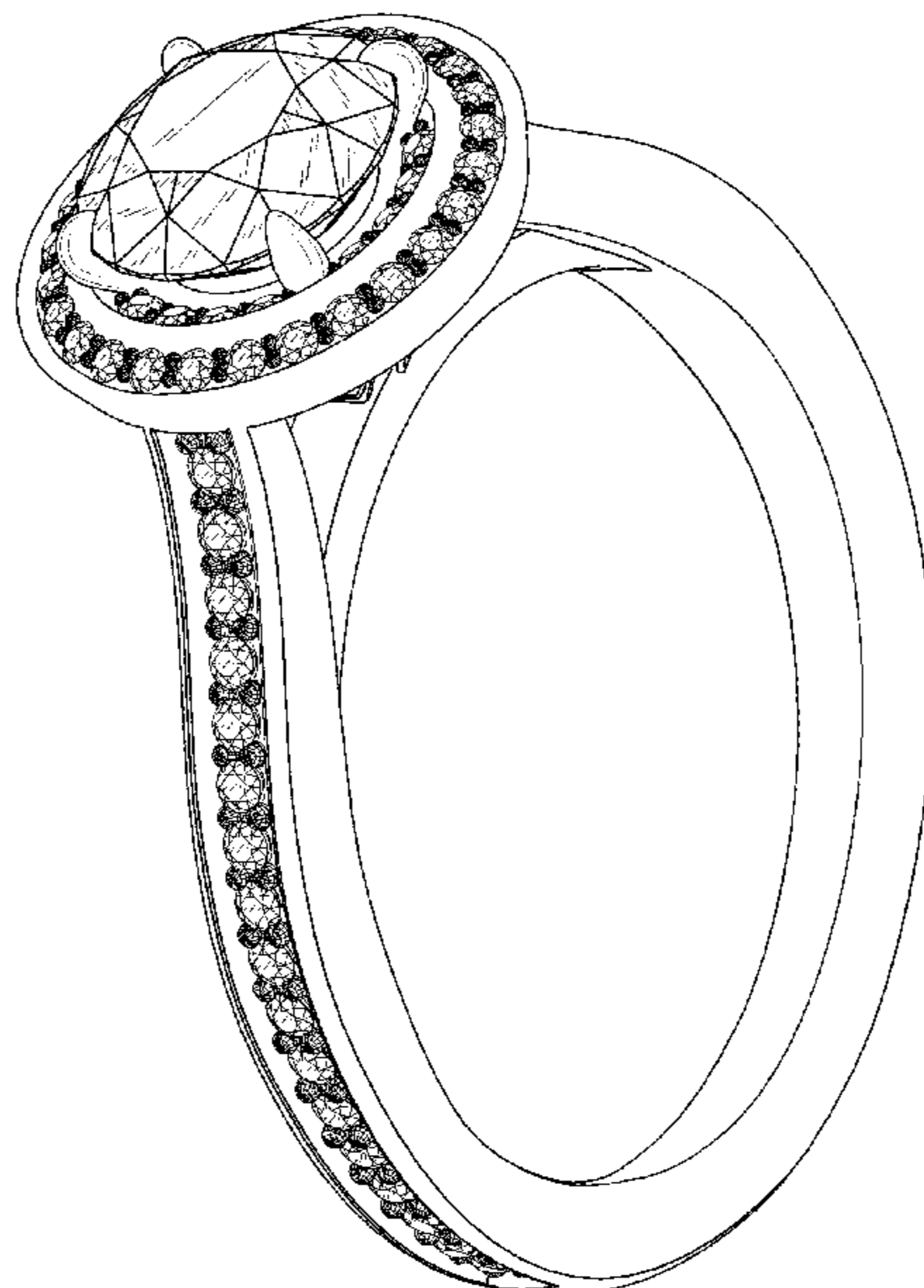




FIG. 1

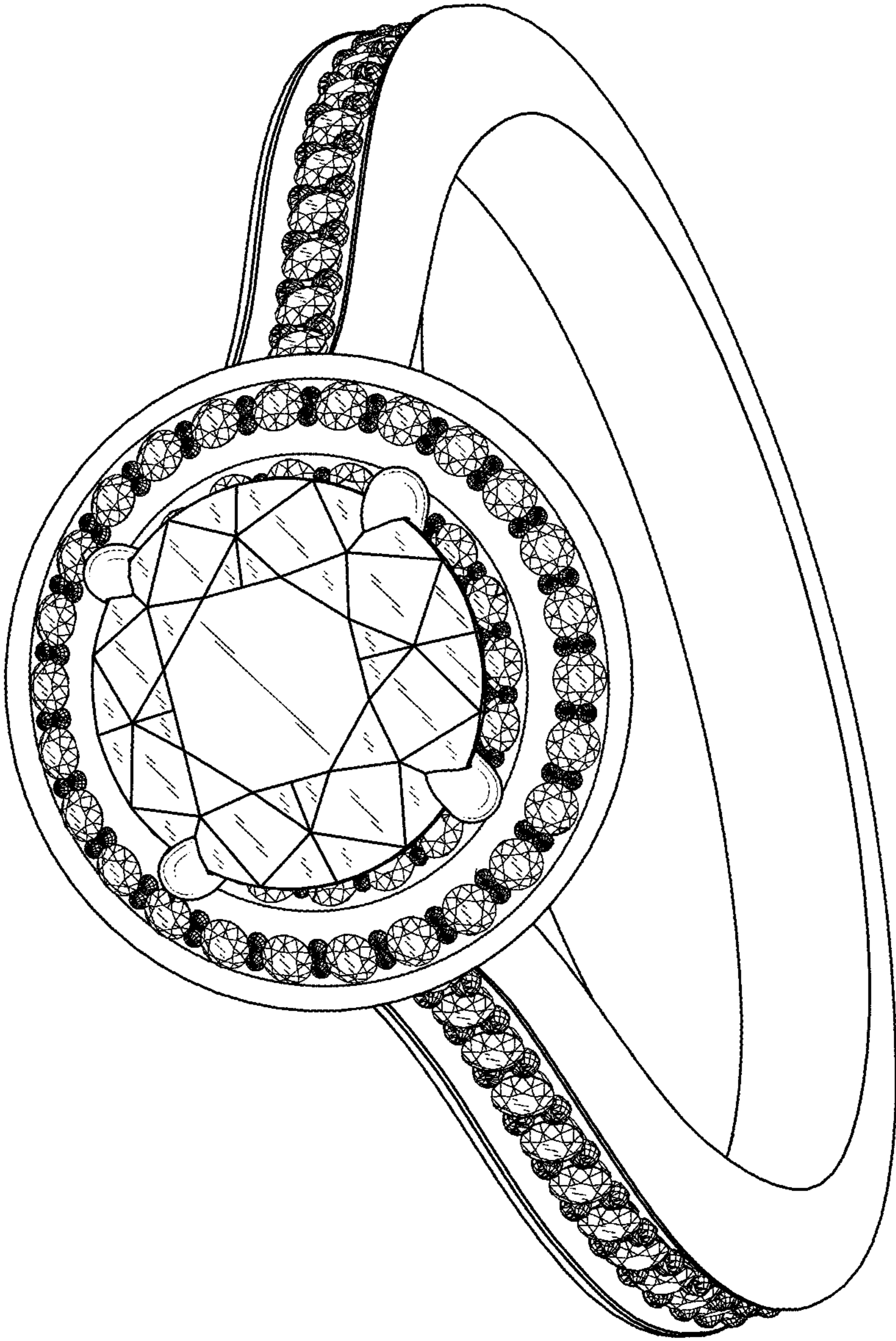


FIG. 2




FIG. 3

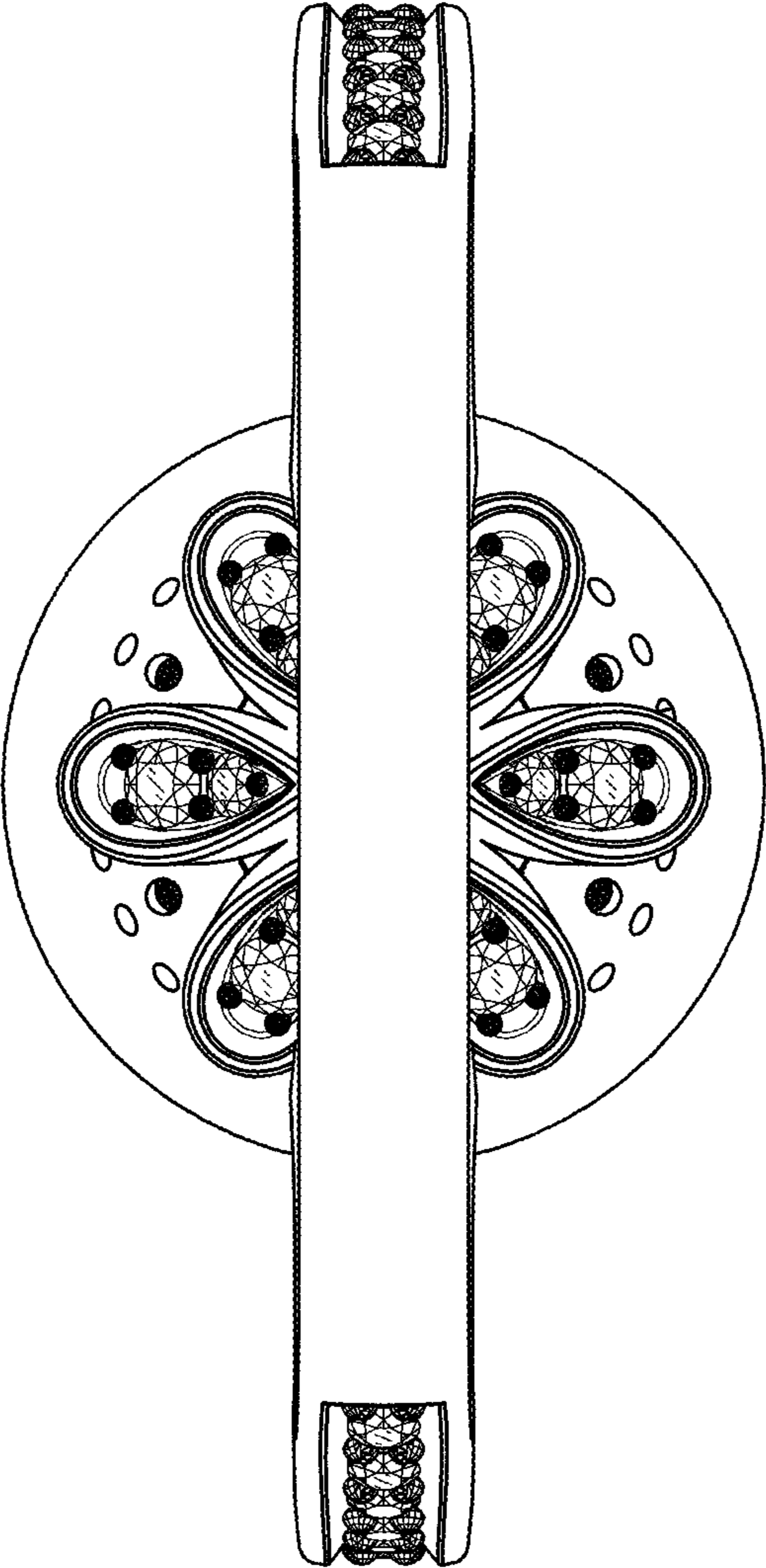


FIG.4

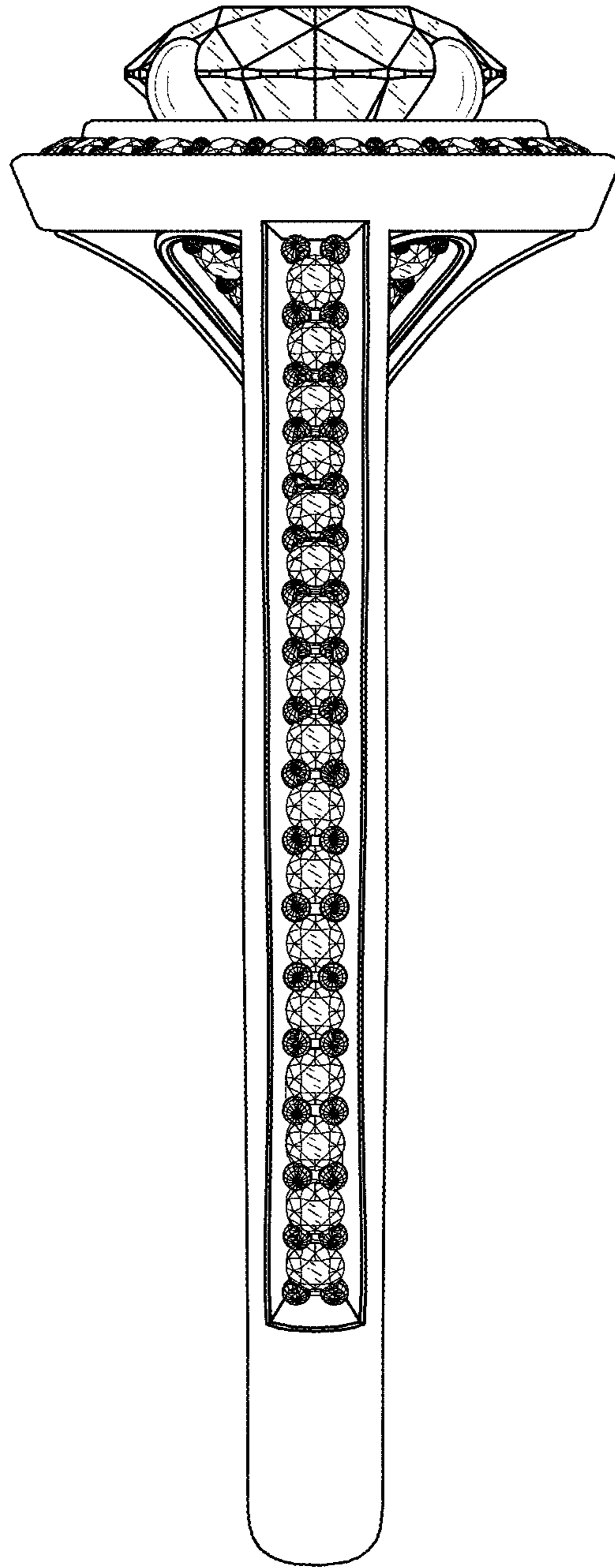


FIG. 5

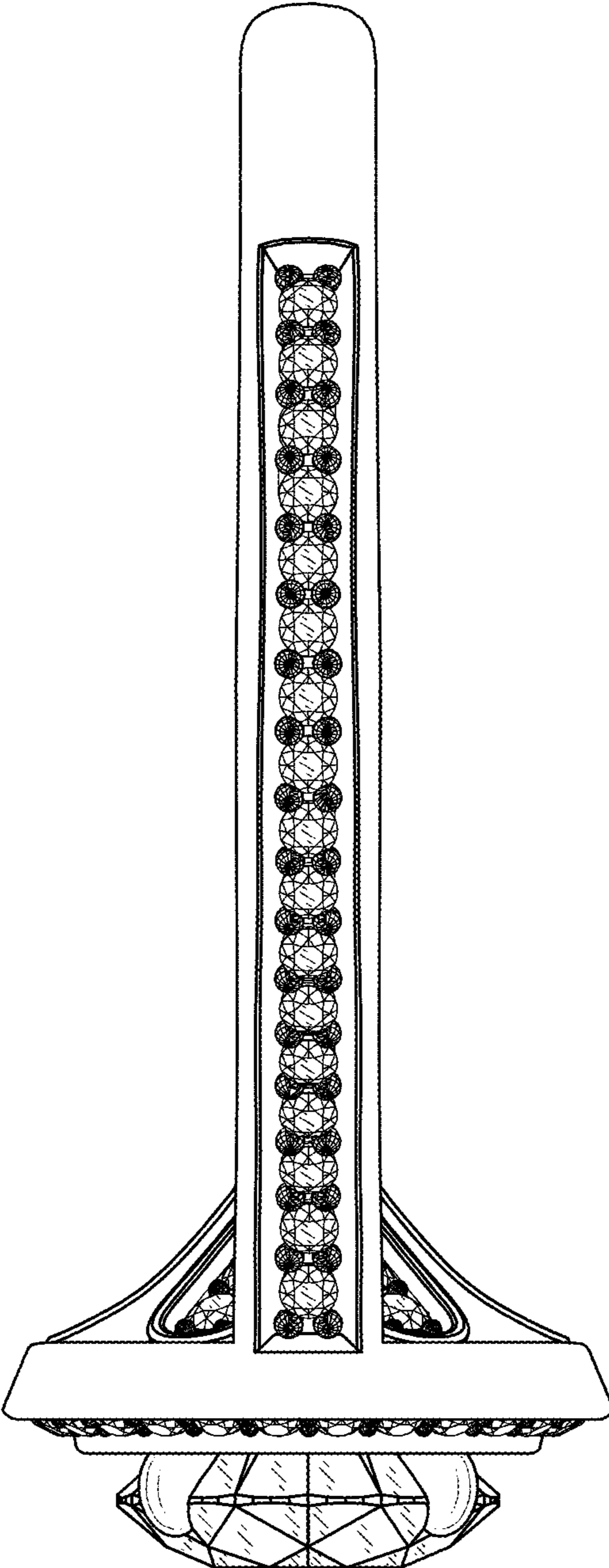


FIG. 6

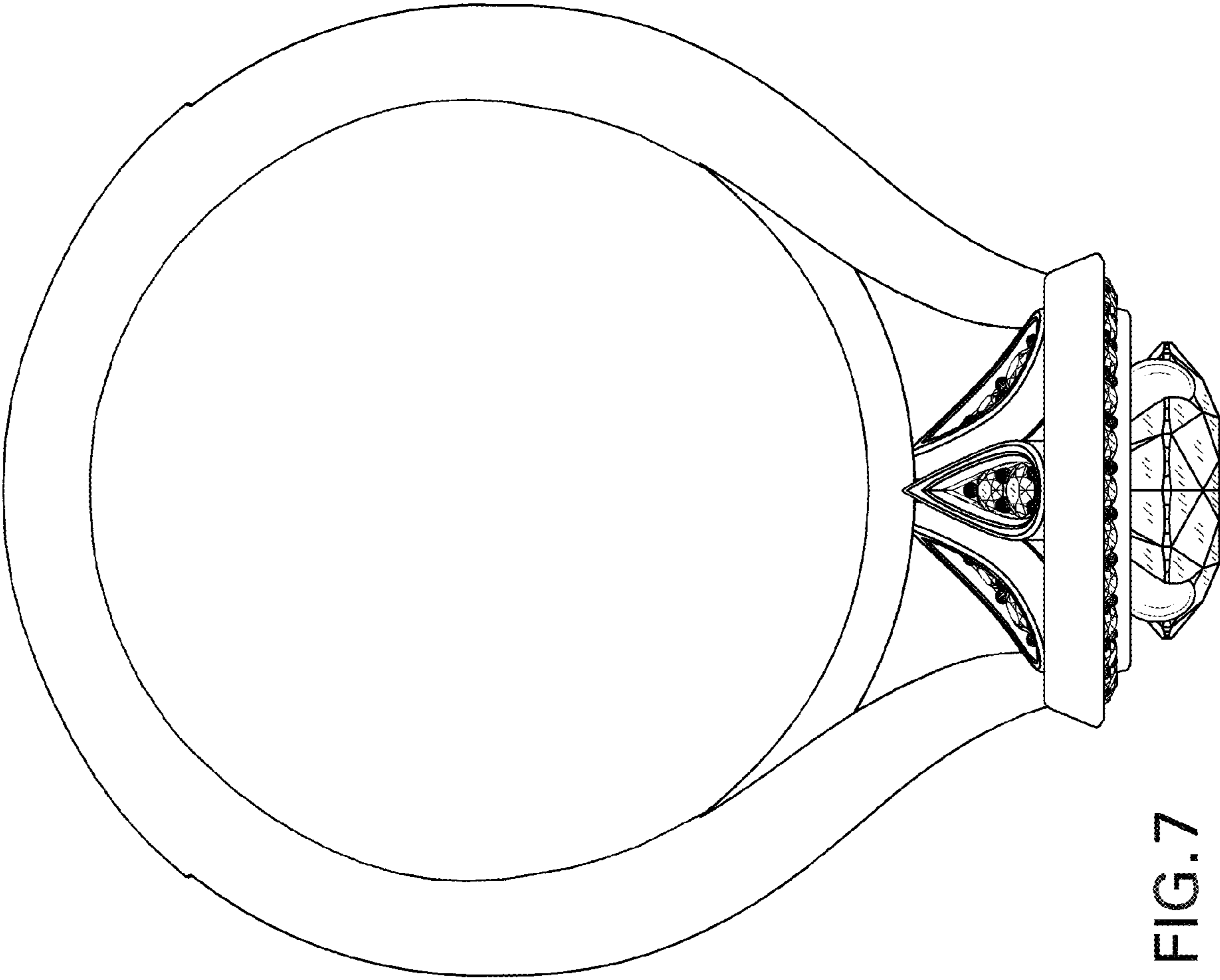


FIG. 7

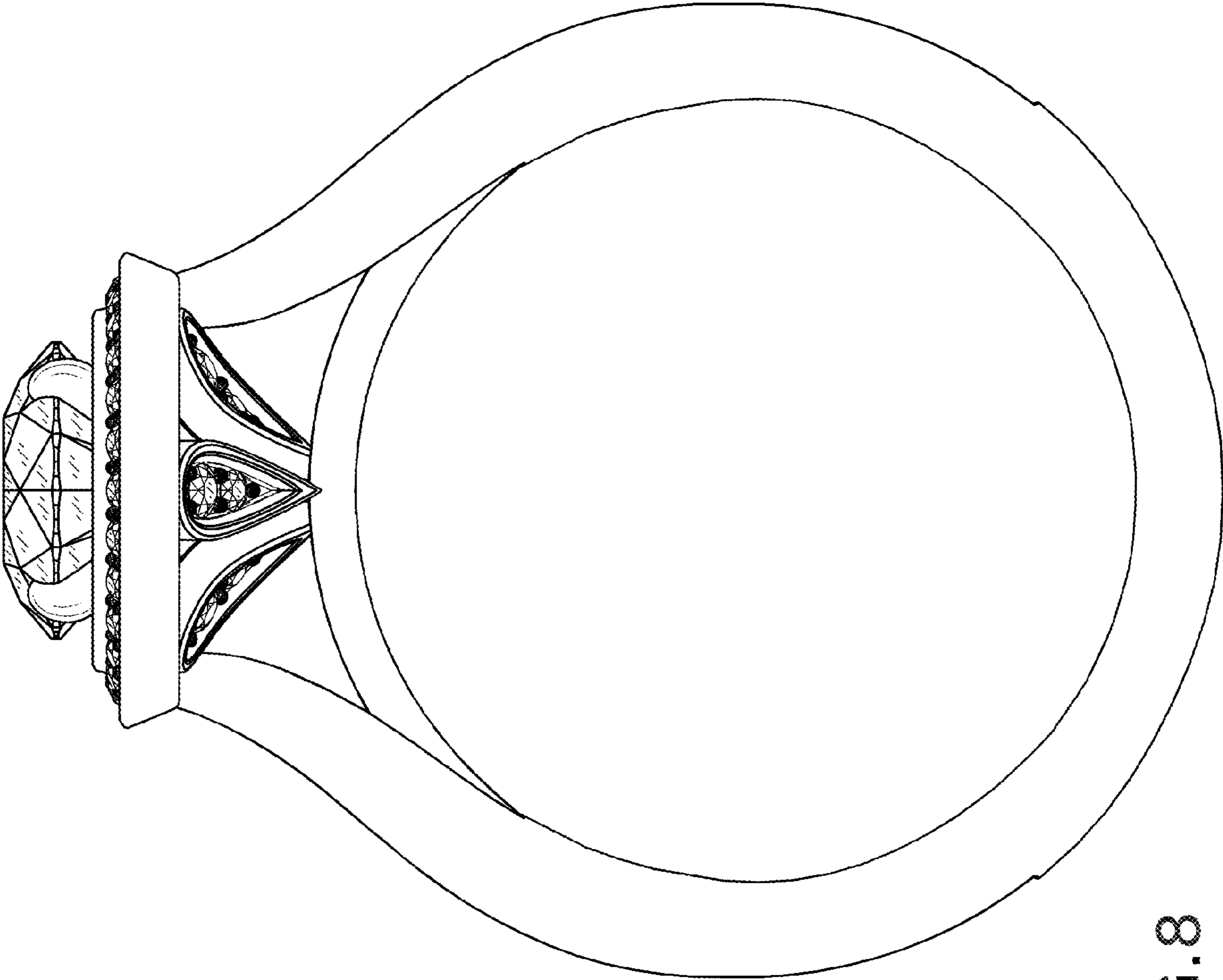


FIG. 8