



US00D919468S

(12) **United States Design Patent** (10) **Patent No.:** **US D919,468 S**
Chao et al. (45) **Date of Patent:** **** May 18, 2021**

(54) **WATCH BAND**

(71) Applicants: **Zepp, Inc.**, Cupertino, CA (US); **Anhui Huami Information Technology Co., Ltd.**, Hefei (CN)

(72) Inventors: **Wei Po Chao**, Mountain View, CA (US); **Xiaoyan Sun**, Anhui (CN)

(73) Assignees: **Zepp, Inc.**, Cupertino, CA (US); **Anhui Huami Information Technology Co., Ltd.**, Anhui (CN)

(**) Term: **15 Years**

(21) Appl. No.: **29/694,395**

(22) Filed: **Jun. 10, 2019**

(51) **LOC (13) Cl.** **11-01**

(52) **U.S. Cl.**
USPC **D11/3**

(58) **Field of Classification Search**
USPC D11/1-5; D10/31, 32; D14/344;
D24/167
CPC A44C 11/00; A44C 11/007; A44C 5/00;
A44C 5/0007; A44C 5/0015; A44C
5/0023; A44C 5/003; A44C 5/0053; A44C
5/0069; A44C 5/0084; A44C 5/14; A44C
5/147

See application file for complete search history.

(56) **References Cited**

U.S. PATENT DOCUMENTS

D768,623 S * 10/2016 Zou D14/344
D820,713 S * 6/2018 Oh D11/3
D827,640 S * 9/2018 Andersson D14/344
D836,466 S * 12/2018 Shi D10/32
D837,206 S * 1/2019 Guan D14/344
D874,298 S * 2/2020 Xie D10/32
D886,097 S * 6/2020 Choplin D14/344
D898,603 S * 10/2020 Nauroy D11/3

D901,493 S * 11/2020 Gao D14/344
2015/0107299 A1 * 4/2015 Knuchel A44C 5/02
63/3.2
2016/0037866 A1 * 2/2016 Rohrbach A44C 5/14
2/170
2017/0065038 A1 * 3/2017 Griffin, II A44C 5/14
2019/0254390 A1 * 8/2019 Herz A44C 5/0007

OTHER PUBLICATIONS

MoKo [3-Pack Band Compatible with Samsung Galaxy Watch 3 45mm/Galaxy Watch 46mm/Gear S3 Classic/Huawei Watch, Amazon.com, available for sale since Sep. 11, 2018, online. Site visited Dec. 3, 2020. Internet URL:<"https://www.amazon.com/MoKo-Compatible-Samsung-Silicone-Frontier/dp/B07H85T28B/"> (Year: 2018).*

* cited by examiner

Primary Examiner — Llorellys Martinez

(74) *Attorney, Agent, or Firm* — Young Basile Hanlon & MacFarlane, P.C.

(57) **CLAIM**

The ornamental design for a watch band, as shown and described.

DESCRIPTION

FIG. 1 is a top, front, and right perspective view of a watch band showing our new design.

FIG. 2 is a front view of the watch band of FIG. 1.

FIG. 3 is a rear view of the watch band of FIG. 1.

FIG. 4 is a left side view of the watch band of FIG. 1.

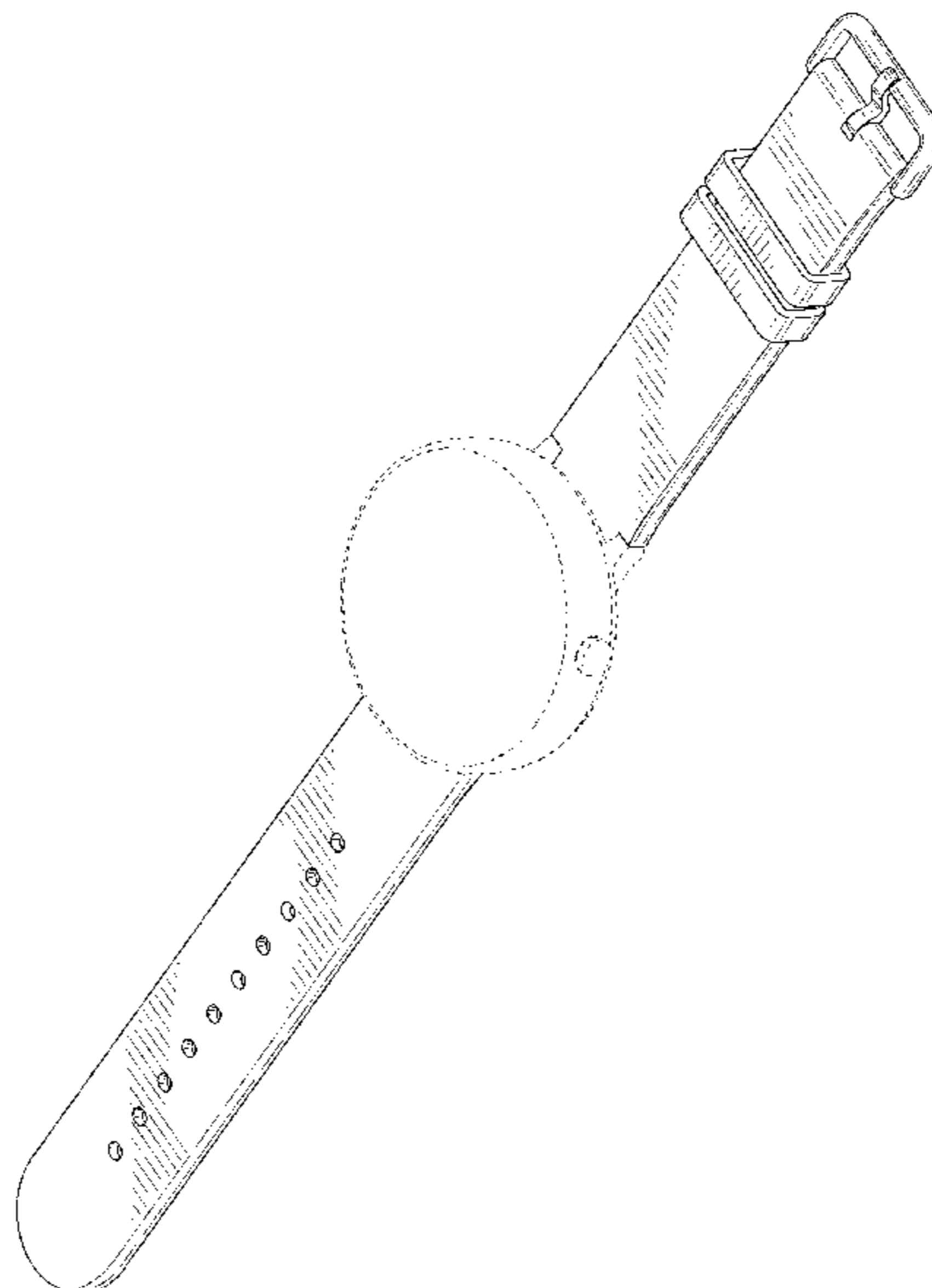
FIG. 5 is a right side view of the watch band of FIG. 1.

FIG. 6 is a top view of the watch band of FIG. 1; and,

FIG. 7 is a bottom view of the watch band of FIG. 1.

The ornamental design which is claimed is shown in solid lines in the drawings. The broken lines showing the watch band in FIGS. 1-7 represent environmental subject matter only and form no part of the claimed design.

1 Claim, 4 Drawing Sheets



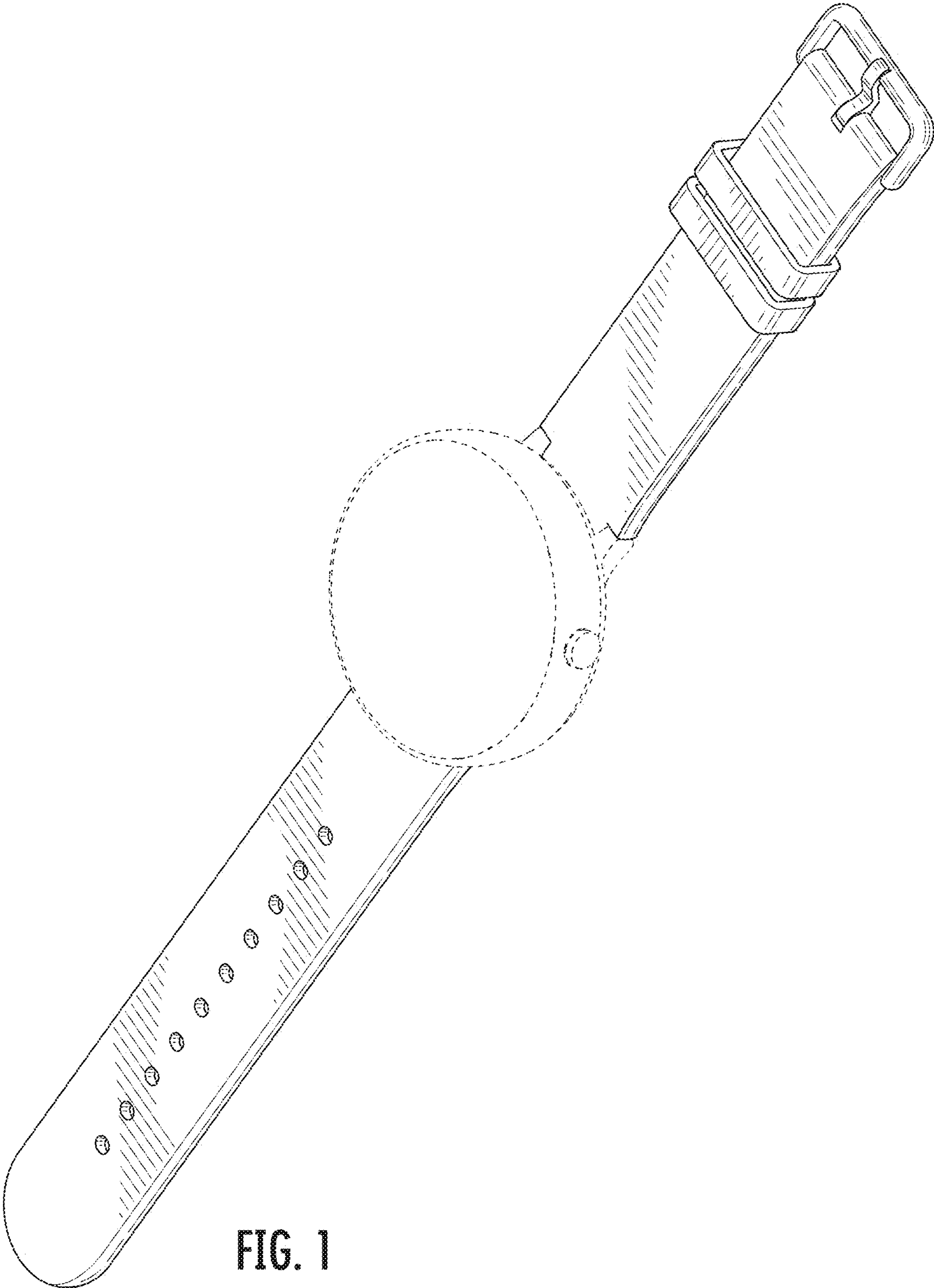


FIG. 1

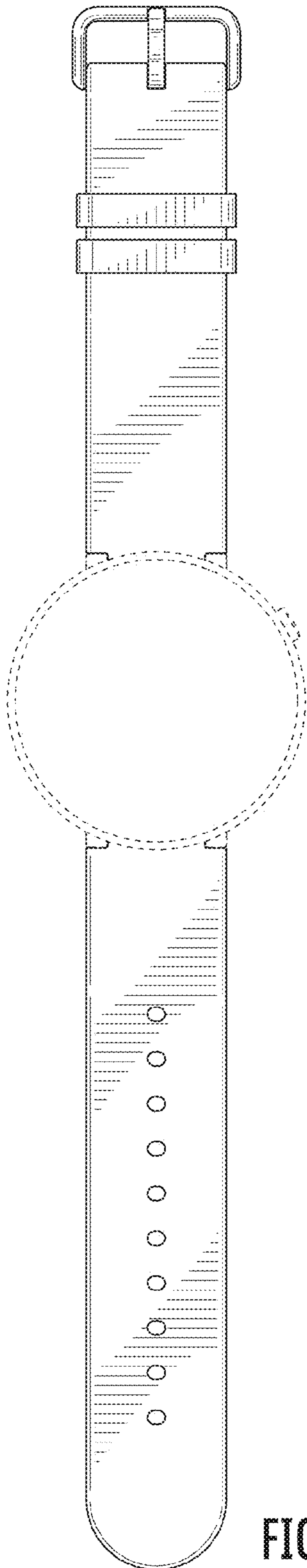


FIG. 2

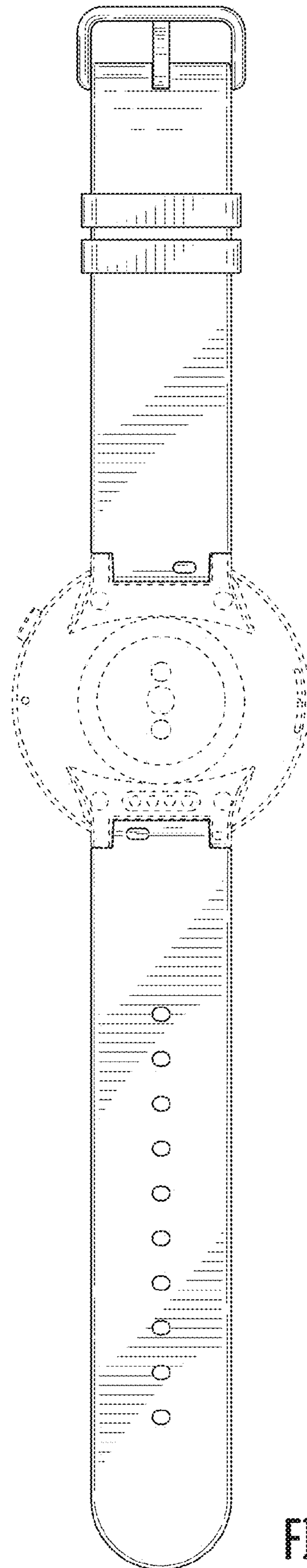


FIG. 3

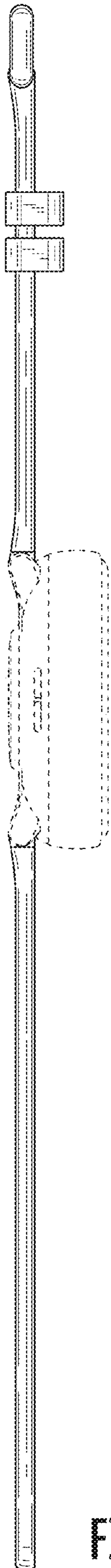


FIG. 4




FIG. 5




FIG. 6




FIG. 7