



US00D919467S

(12) **United States Design Patent** (10) **Patent No.:** **US D919,467 S**
Appel (45) **Date of Patent:** **** May 18, 2021**

(54) **COMBINED PEN AND BRACELET**

DESCRIPTION

- (71) Applicant: **Young CEO Squad LLC**, Agoura Hills, CA (US)
- (72) Inventor: **Suzanne Appel**, Agoura Hills, CA (US)
- (73) Assignee: **Young CEO Squad LLC**, Agoura Hills, CA (US)
- (**) Term: **15 Years**
- (21) Appl. No.: **29/694,610**
- (22) Filed: **Jun. 12, 2019**
- (51) **LOC (13) Cl.** **11-01**
- (52) **U.S. Cl.**
USPC **D11/2; D19/129**
- (58) **Field of Classification Search**
USPC **D11/1-5; D14/344, 411; D19/121-136, D19/156-161**

A portion of the disclosure of this patent document contains material which is subject to copyright protection. This patent document may show and/or describe matter which is or may become trade dress of the owner. The copyright and trade dress owner has no objection to the facsimile reproduction by anyone of the patent disclosure as it appears in the Patent and Trademark Office patent files or records, but otherwise reserves all copyright and trade dress rights whatsoever.

FIG. 1 is a perspective of a combined pen and bracelet, showing my new design in a closed position while in use. FIG. 2 is a perspective view of the combined pen and bracelet in a closed position.

FIG. 3 is a left side view of the combined pen and bracelet in a closed position.

FIG. 4 is a right side view of the combined pen and bracelet in a closed position.

FIG. 5 is a top view of the combined pen and bracelet in a closed position.

FIG. 6 is a bottom view of the combined pen and bracelet in a closed position.

FIG. 7 is a front view of the combined pen and bracelet in a closed position.

FIG. 8 is a back view of the combined pen and bracelet in a closed position.

FIG. 9 is a perspective view of the combined pen and bracelet of FIG. 1, showing my new design in an open position while in use.

FIG. 10 is a top view of the combined pen and bracelet in an open position.

FIG. 11 is a bottom view of the combined pen and bracelet in an open position.

FIG. 12 is a left side of the combined pen and bracelet in an open position.

FIG. 13 is a right side of the combined pen and bracelet in an open position.

FIG. 14 is a front view of the combined pen and bracelet in an open position; and,

FIG. 15 is a bottom view of the combined pen and bracelet in an open position.

The broken lines showing a human hand in FIGS. 1 and 9 represent environmental subject matter only and form no part of the claimed design.

(Continued)

(56) **References Cited**

U.S. PATENT DOCUMENTS

- D630,121 S * 1/2011 Roysky D11/3
- D667,828 S * 9/2012 Park D14/411

(Continued)

FOREIGN PATENT DOCUMENTS

- CN 201483964 5/2010
- CN 202062854 12/2011

(Continued)

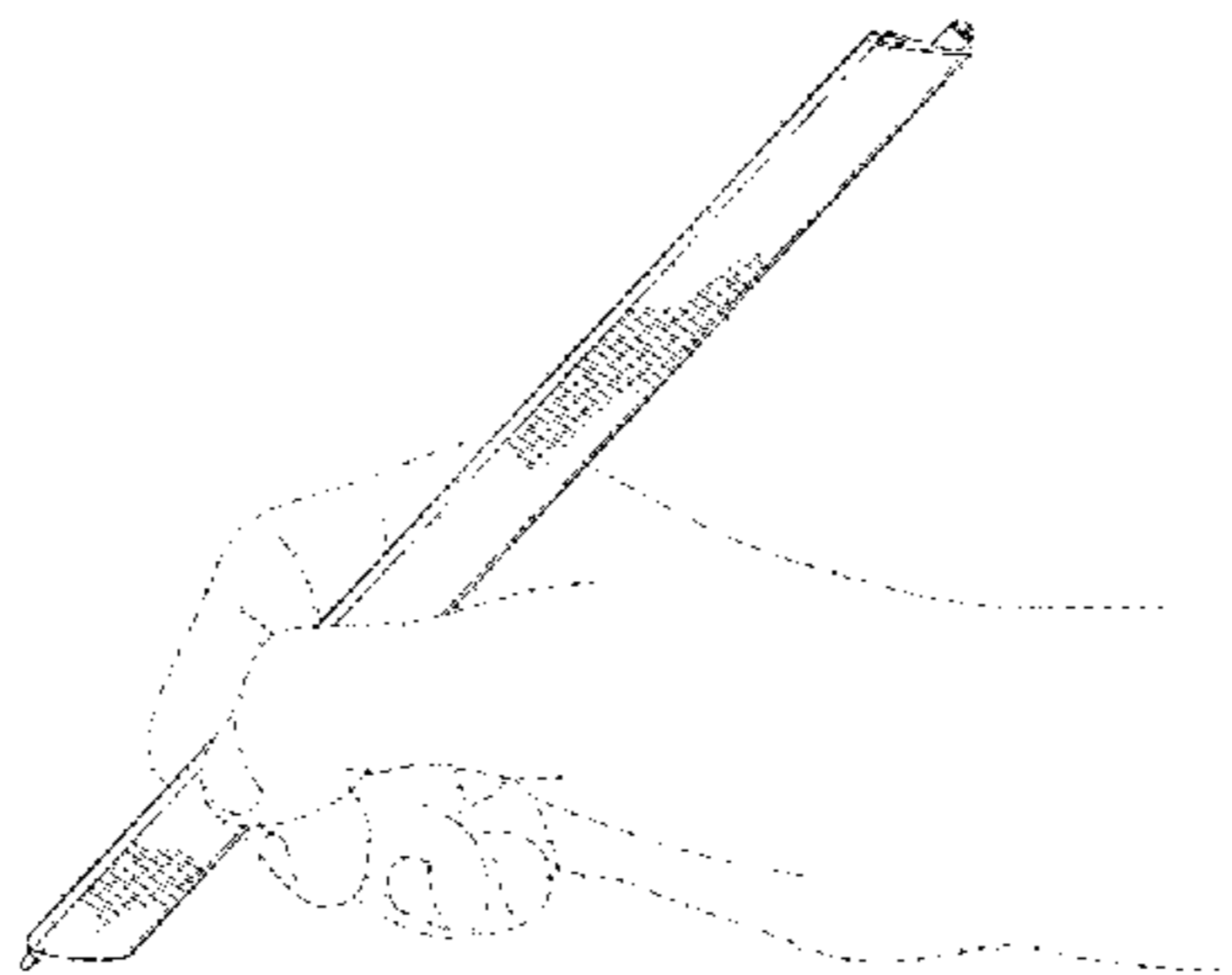
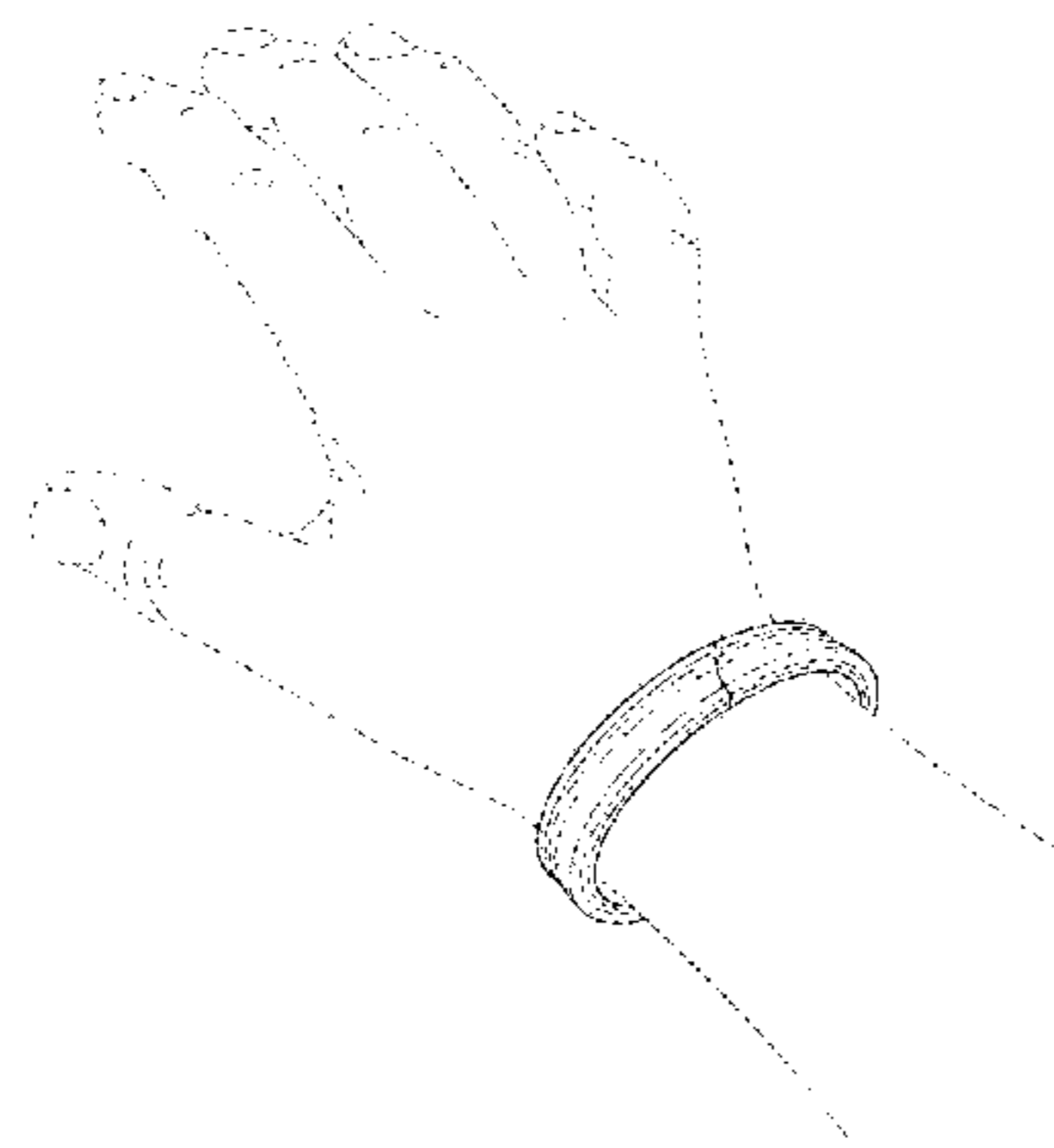
Primary Examiner — Llorellys Martinez

(74) *Attorney, Agent, or Firm* — Socal IP Law Group LLP; Mark Andrew Goldstein

(57) **CLAIM**

The ornamental design for a combined pen and bracelet, as shown and described.

1 Claim, 6 Drawing Sheets



(58) **Field of Classification Search**

CPC A44C 5/00; A44C 5/0053; A44C 5/16;
A44C 5/2076; G06F 3/016; G06F 3/033

See application file for complete search history.

(56) **References Cited**

U.S. PATENT DOCUMENTS

D673,154 S * 12/2012 Fang D14/411
D707,227 S * 6/2014 Chung D14/411
D710,360 S * 8/2014 Hu D14/411
D710,854 S * 8/2014 Huang D14/411
D715,299 S * 10/2014 DeSerio D14/411
D717,302 S * 11/2014 DeSerio D14/411
D721,608 S * 1/2015 Miller D11/3
D725,534 S * 3/2015 Ciprari D11/5
9,288,836 B1 * 3/2016 Clement H04W 84/18
D759,529 S * 6/2016 Mesica D11/5
D780,176 S * 2/2017 Kim D14/344

FOREIGN PATENT DOCUMENTS

CN 102785505 11/2012
CN 203198465 9/2013
CN 204526513 8/2015
CN 204894857 12/2015
CN 105644192 6/2016
CN 106864087 6/2017
KR 20130107447 A 10/2013

* cited by examiner

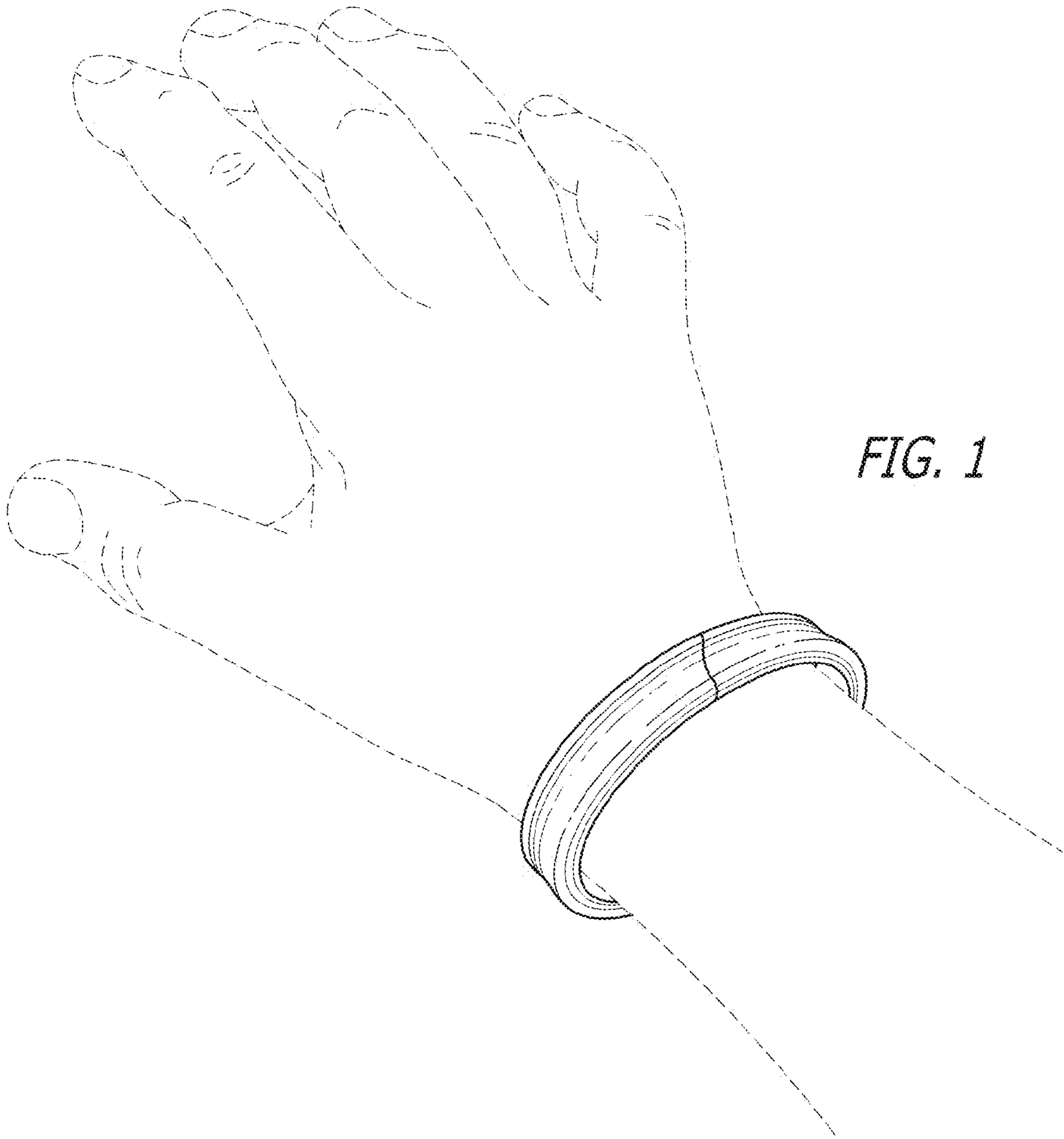
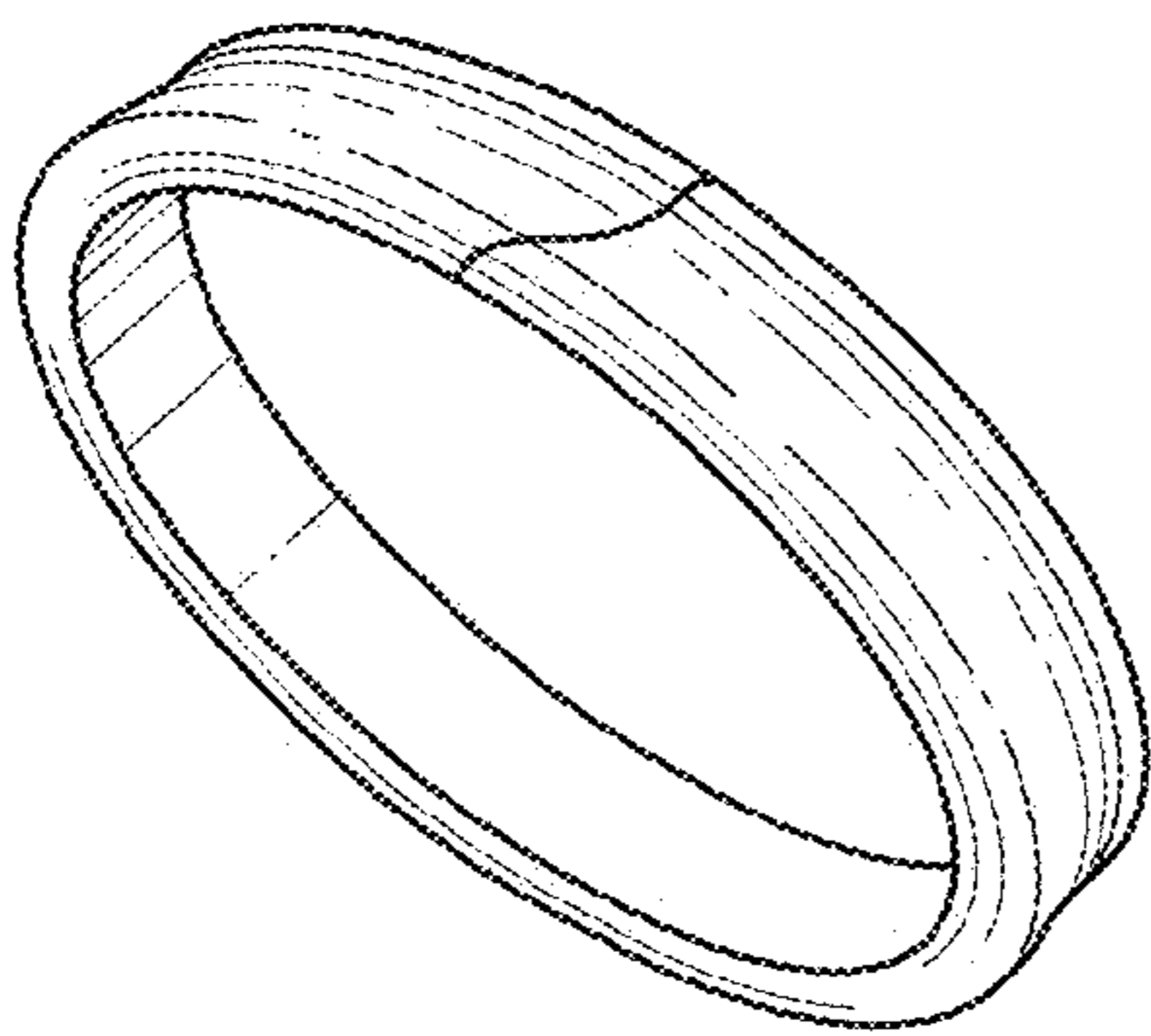


FIG. 1

FIG. 2



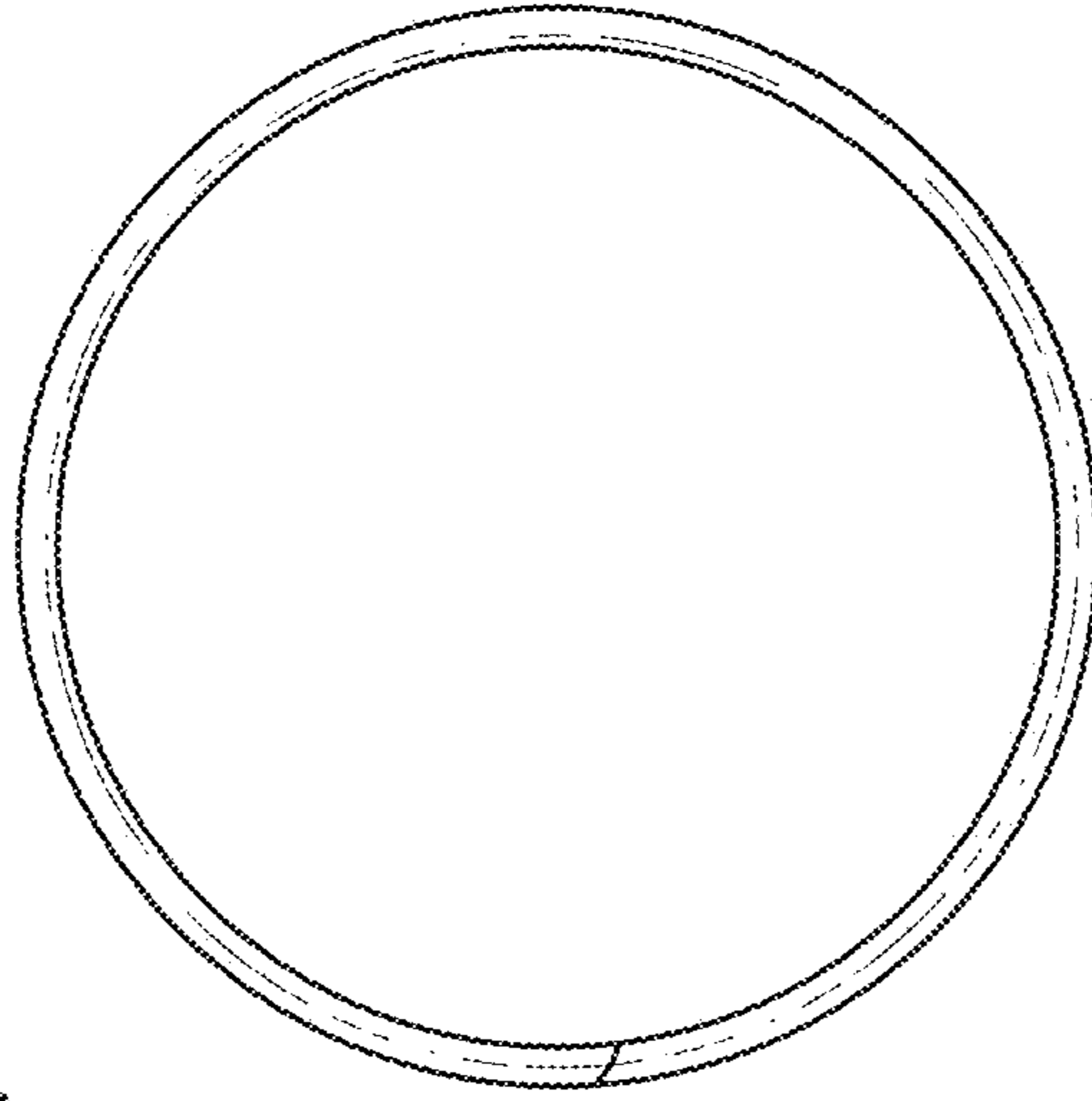


FIG. 3

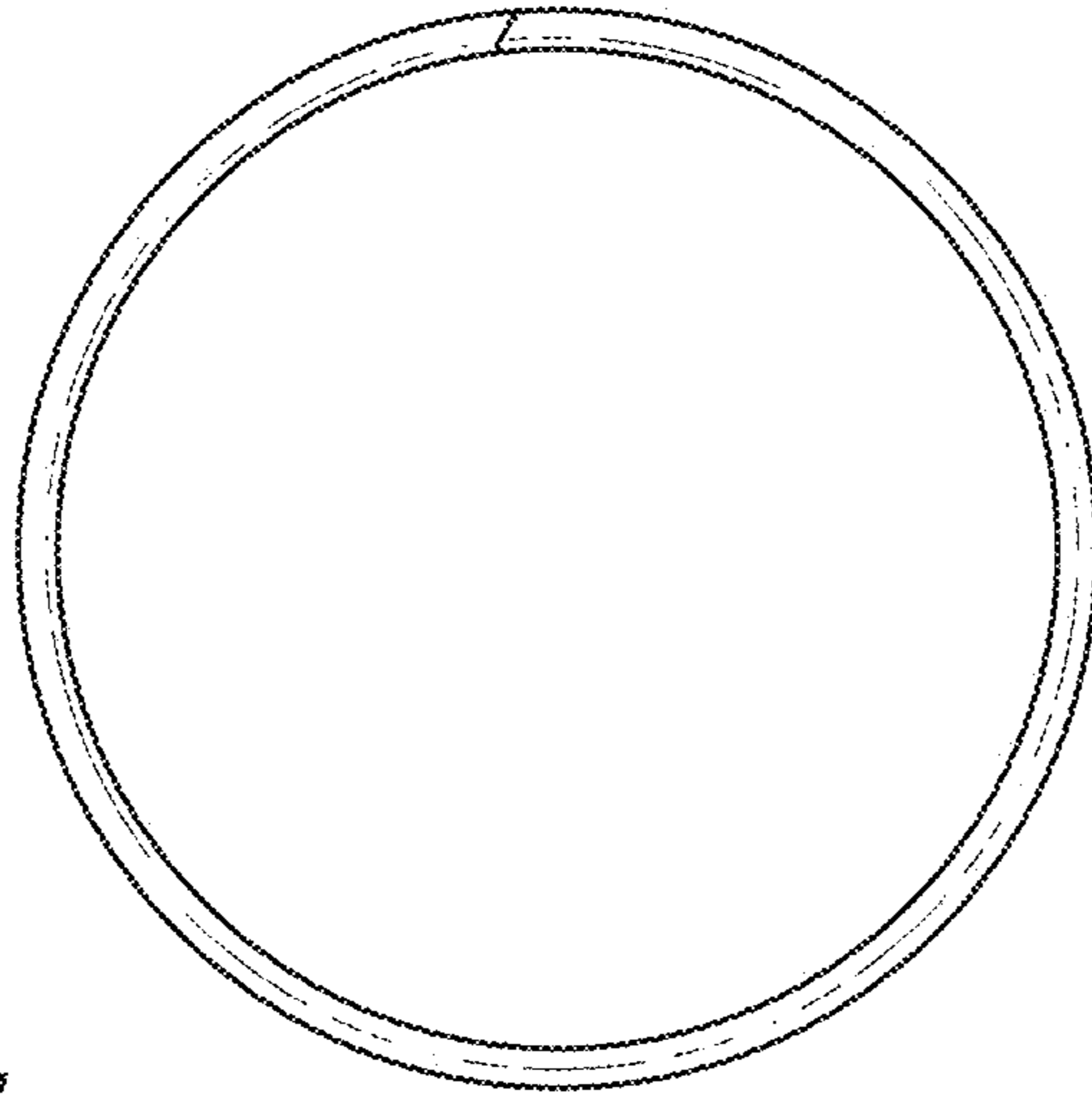


FIG. 4

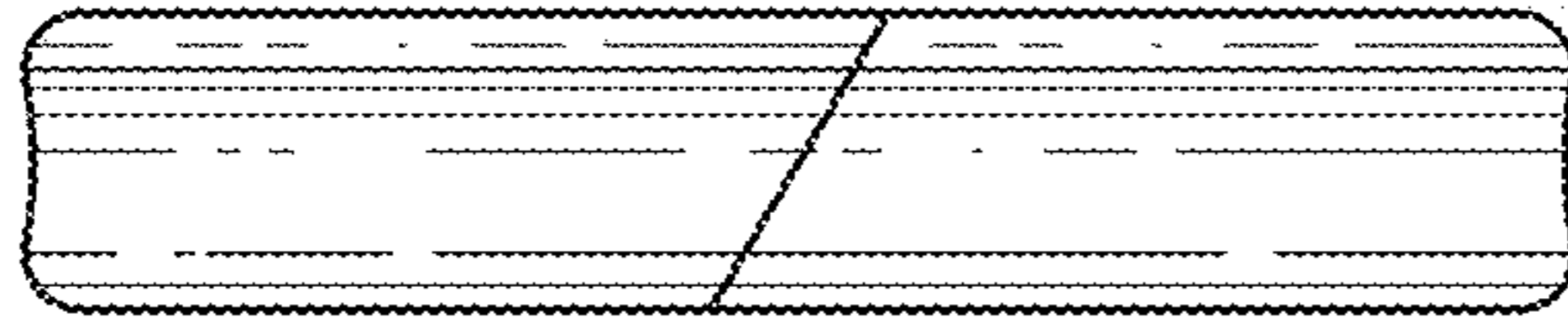


FIG. 5

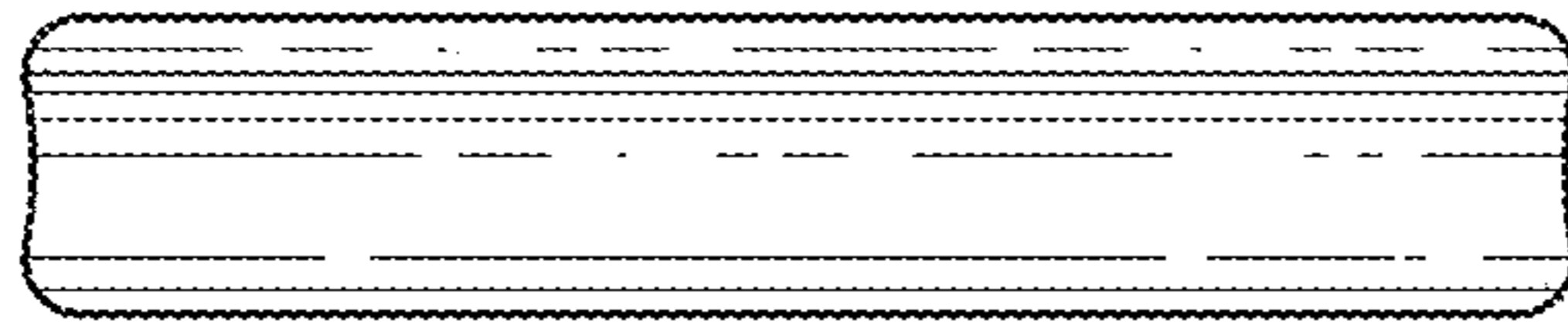


FIG. 6




FIG. 7




FIG. 8

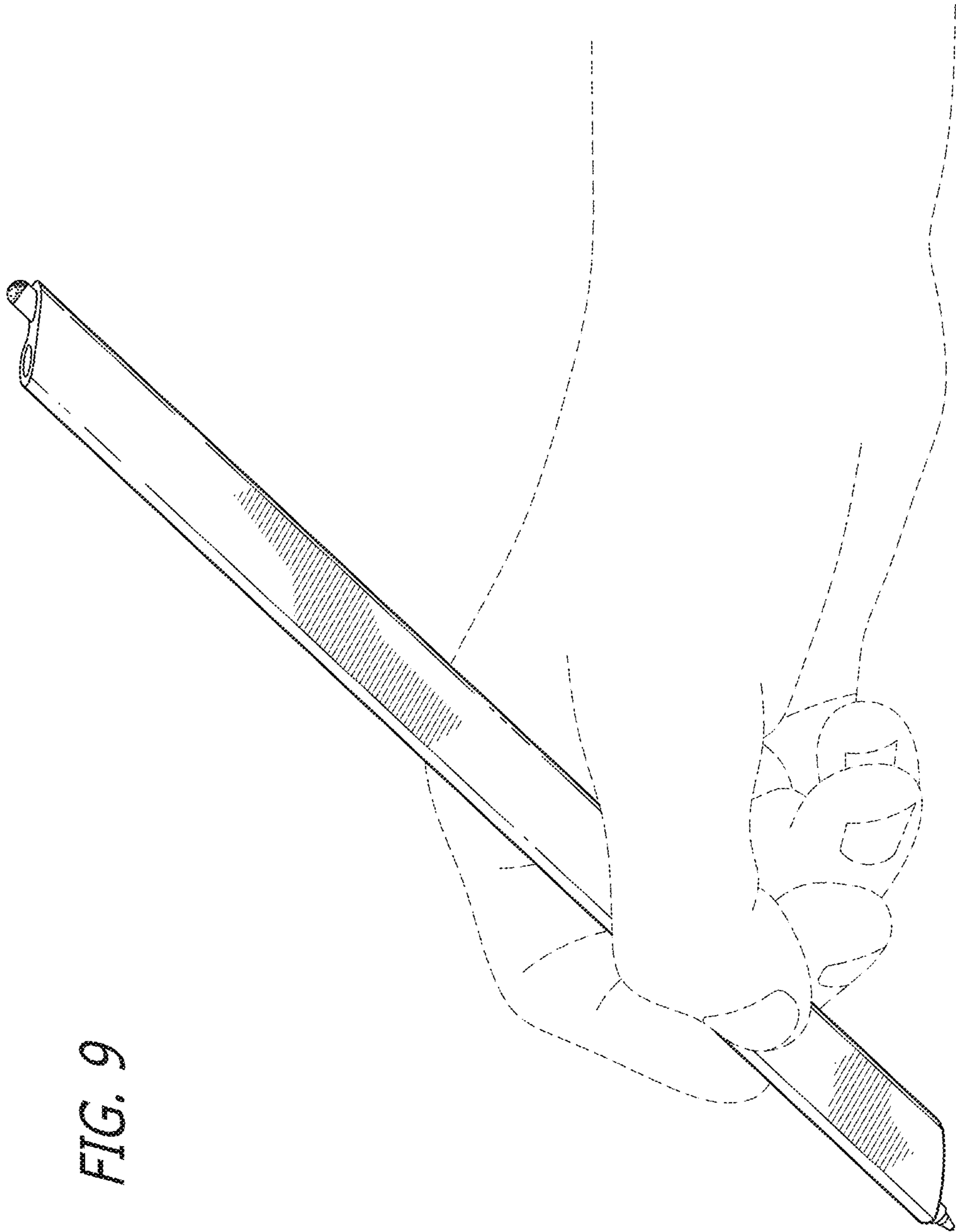


FIG. 9

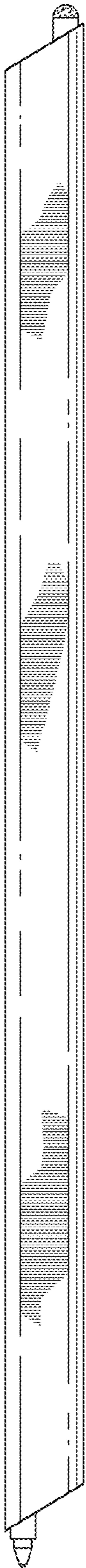


FIG. 10

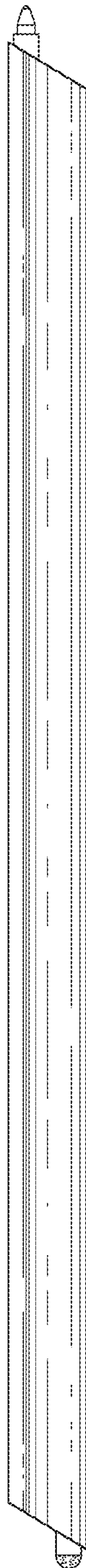


FIG. 11



FIG. 12




FIG. 13



FIG. 14



FIG. 15