



US00D919466S

(12) **United States Design Patent**
Lyu et al.

(10) **Patent No.:** **US D919,466 S**
(45) **Date of Patent:** **** May 18, 2021**

(54) **ELECTRONIC DEVICE FOR FINDING AND IDENTIFYING OBJECTS**

(71) Applicant: **NEXTVPU (SHANGHAI) CO., LTD.**,
Shanghai (CN)

(72) Inventors: **Zhijun Lyu**, Shanghai (CN); **Haijiao Cai**, Shanghai (CN); **Xinpeng Feng**, Shanghai (CN); **Ji Zhou**, Shanghai (CN)

(73) Assignee: **NEXTVPU (SHANGHAI) CO., LTD.**

(**) Term: **15 Years**

(21) Appl. No.: **29/754,644**

(22) Filed: **Oct. 13, 2020**

(30) **Foreign Application Priority Data**

Apr. 14, 2020 (CN) 202030146565.7

(51) **LOC (13) Cl.** **10-05**

(52) **U.S. Cl.**
USPC **D10/104.1**

(58) **Field of Classification Search**
USPC D10/70, 104.1, 104.3; D13/168;
D14/191, 206, 218; D16/203
CPC G08B 21/24; G08B 3/1083; G08B 13/14;
G08B 5/36; G08B 7/06
See application file for complete search history.

(56) **References Cited**

U.S. PATENT DOCUMENTS

D357,201 S 4/1995 Novack
D483,281 S 12/2003 Cobigo
6,674,364 B1 * 1/2004 Holbrook G08B 21/24
340/539.32
D508,028 S 8/2005 Deubler, Jr.
D569,289 S * 5/2008 Bender D10/104.1

D577,302 S * 9/2008 Bender D10/104.1
7,453,357 B2 * 11/2008 Bernal-Silva G08B 13/14
340/539.32
D595,262 S * 6/2009 Nousiainen D14/206
7,554,443 B1 * 6/2009 Alexander G08B 21/24
340/539.1
D599,323 S * 9/2009 Petersen D14/191
D600,228 S 9/2009 Finney et al.
7,800,492 B2 * 9/2010 Olson G08B 21/24
340/539.1
D638,394 S 5/2011 Richards et al.
D667,382 S * 9/2012 Cosentino D13/168
D701,841 S * 4/2014 Huang D13/168
8,983,537 B2 * 3/2015 Johnson G08B 3/1083
455/556.1
D731,967 S 6/2015 Tuhkanen
(Continued)

FOREIGN PATENT DOCUMENTS

CN 302630008 11/2013
CN 303493005 12/2015

(Continued)

Primary Examiner — George D. Kirschbaum

(74) *Attorney, Agent, or Firm* — Saidman DesignLaw Group, LLC


(57) **CLAIM**

The ornamental design for an electronic device for finding and identifying objects, as shown and described.

DESCRIPTION

FIG. 1 is a perspective view of an electronic device for finding and identifying objects showing our new design;
FIG. 2 is a front view thereof;
FIG. 3 is a rear view thereof;
FIG. 4 is a left side view thereof;
FIG. 5 is a right side view thereof;
FIG. 6 is a top view thereof; and,
FIG. 7 is a bottom view thereof.

1 Claim, 4 Drawing Sheets



(56)

References Cited

U.S. PATENT DOCUMENTS

D754,081	S *	4/2016	Woodman	D13/168
D757,691	S *	5/2016	Smith	D14/218
D782,415	S	3/2017	Zhang		
9,691,239	B2 *	6/2017	Fugate	G08B 7/06
D795,109	S *	8/2017	Olodort	D10/104.1
D836,472	S *	12/2018	Zhiyuan	D10/70
D851,528	S *	6/2019	Bruder	D10/104.1
10,445,991	B1 *	10/2019	Wong	G08B 5/36
D868,607	S *	12/2019	Li	D10/104.1
D874,536	S *	2/2020	Park	D16/203
D879,636	S *	3/2020	Fan	D10/104.2
D881,048	S *	4/2020	Wheaton	D10/70
D889,288	S *	7/2020	Lange	D10/70

FOREIGN PATENT DOCUMENTS

CN	303561671	1/2016
CN	303719250	6/2016
CN	303805237	8/2016
CN	304220893	7/2017
CN	304349108	11/2017
CN	304466768	1/2018
CN	305609163	2/2020
CN	305742344	4/2020
CN	306064468	9/2020
EA	000007901-0002	7/2003
EM	007384243-0001	1/2010
EM	004110518-0001	9/2017
JP	1201345	4/2004
WO	D063387-001	4/2003

* cited by examiner




FIG. 1




FIG. 2




FIG. 3




FIG. 4




FIG. 5




FIG. 6




FIG. 7